



RB520S40

SURFACE MOUNT SCHOTTKY BARRIER DIODE

FEATURES

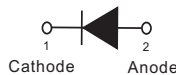
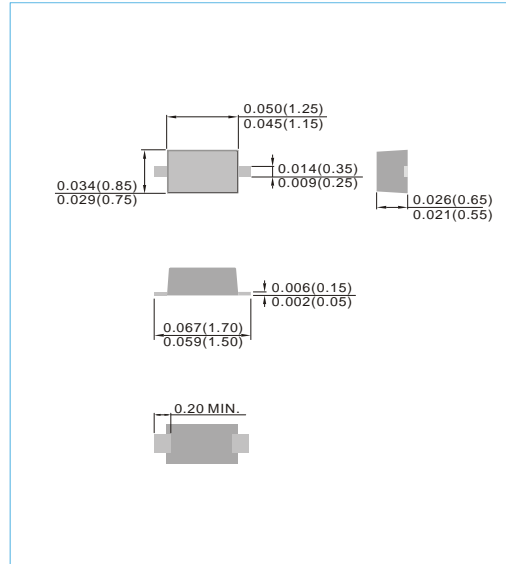
- Low Forward Voltage Drop
- Guard Ring Construction for Transient Protection
- Negligible Reverse Recovery Time
- Low Reverse Capacitance
- Ultra-Small Mount Package
- Lead free in compliance with EU RoHS 2011/65/EU directive
- Green molding compound as per IEC61249 Std. . (Halogen Free)

MECHANICAL DATA

- Case: SOD-523, Plastic
- Terminals: Solderable per MIL-STD-750, Method 2026
- Appox Weight : 0.00005 ounces, 0.0014 grams

SOD-523

Unit : inch(mm)



MAXIMUM RATINGS@T_A=25°C unless otherwise specified

Characteristic	Symbol	Value	Unit
Peak Repetitive Reverse Voltage Working Peak Reverse Voltage DC Blocking Voltage	V _{RRM} V _{RWM} V _R	40	V
RMS Reverse Voltage	V _{R(RMS)}	28	V
Forward Continuous Current (Note 1)	I _{FM}	250	mA
Non-Repetitive Peak Forward Surge Current@t _≤ 1s	I _{FSM}	1	A

THERMAL CHARACTERISTICS@T_A=25°C unless otherwise specified

Characteristic	Symbol	Value	Unit
Power Dissipation (Note 1)	P _D	150	mW
Thermal Resistance, Junction to Ambient Air (Note 1)	R _{θJA}	667	°C/W
Operating and Storage Temperature Range	T _J ,T _{STG}	-55 to +125	°C

- Notes : 1.Part mounted on FR-4 board with recommended pad layout
2.Short duration pulse test used so as to minimize self-heating effect



RB520S40

ELECTRICAL CHARACTERISTICS @ T_A=25°C unless otherwise specified

Characteristic	Test Conditions	Symbol	Min	Typ	Max	Unit
Reverse Breakdown Voltage (Note 2)	I _R =10μA	V _{BR(R)}	40	-	-	V
Forward Voltage Drop	I _F =20mA I _F =200mA	V _F	-	-	0.37 0.6	V
Peak Reverse Current (Note 2)	V _R =30V V _R =10V	I _R	-	-	5 1	μA
Total Capacitance	V _R =0V, f=1MHz	C _T	-	50	-	pF
Reverse Recovery Time	I _F =I _R =200mA, I _{RR} =0.1 x I _R , R _L =100Ω	T _{RR}	-	10	-	ns



RB520S40

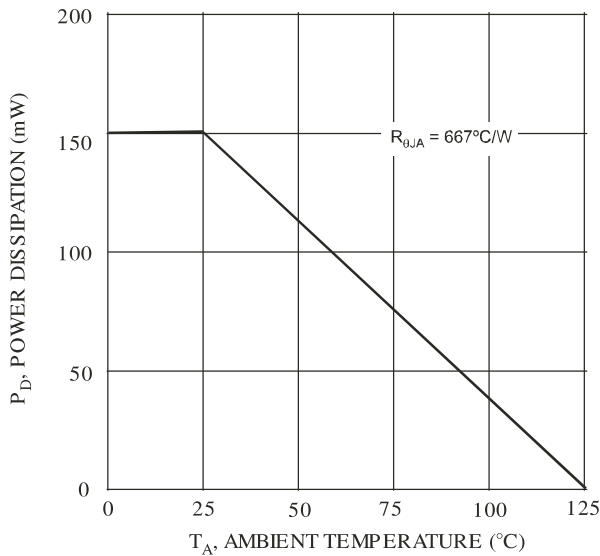


Fig. 1 Derating Curve

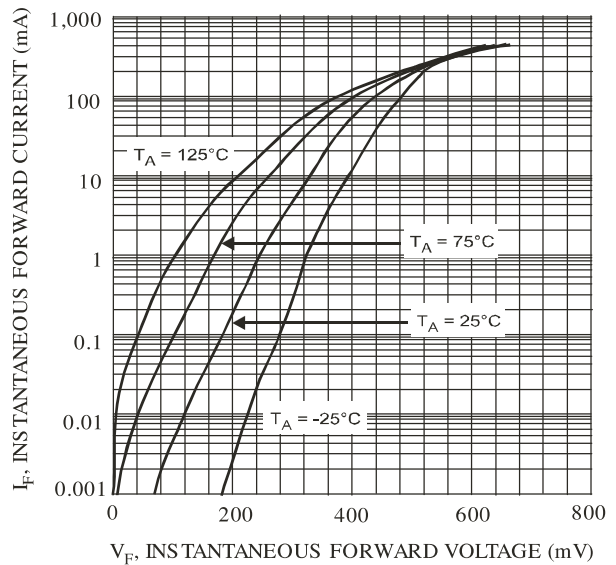


Fig. 2 Typical Forward Characteristics

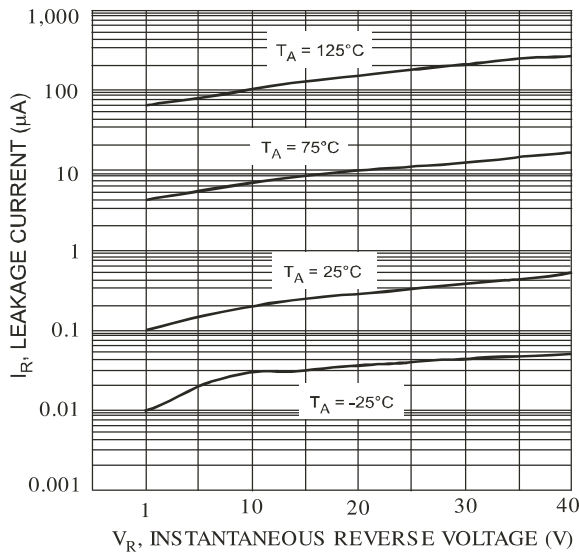


Fig. 3 Typical Reverse Characteristics

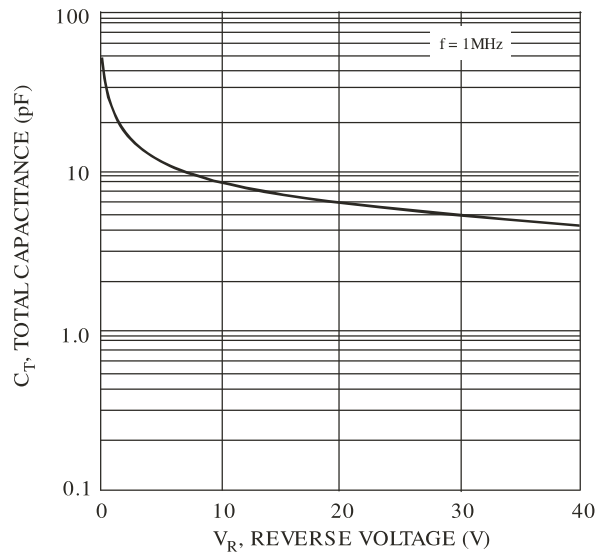


Fig. 4 Typ. Total Capacitance vs. Reverse Voltage

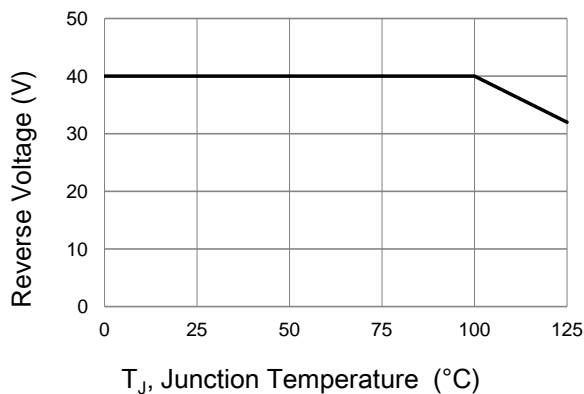


Fig.5 Operating Temperature Derating Curve



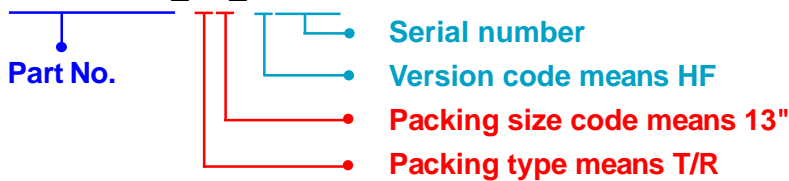
RB520S40

PART NO PACKING CODE VERSION

Part No Packing Code	Package Type	Packing Type	Marking	Version
RB520S40_R1_00001	SOD-523	5K pcs / 7" reel	22	Halogen free
RB520S40_R2_00001	SOD-523	12K pcs / 13" reel	22	Halogen free

For example :

RB500V-40 **R2** **00001**

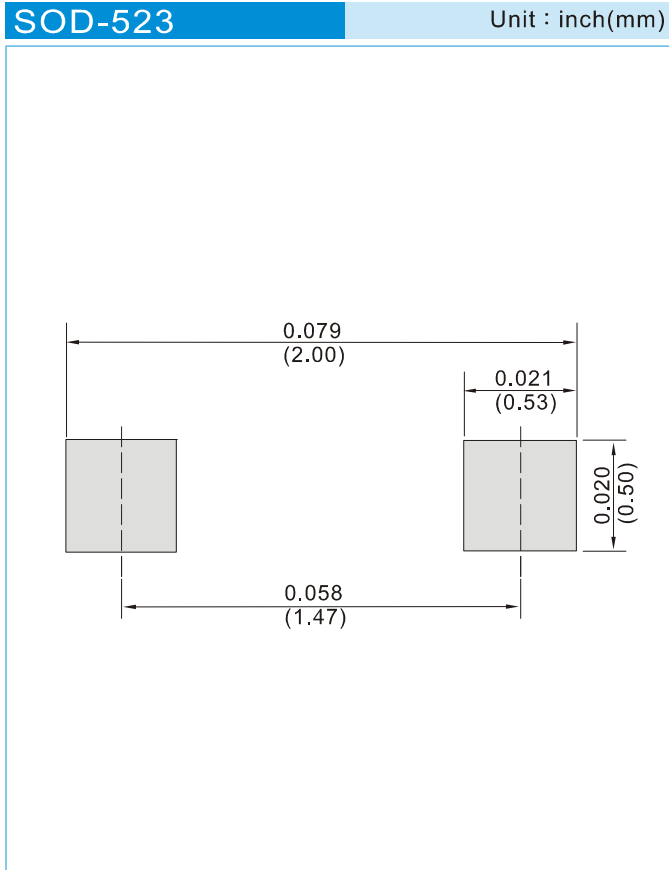


Packing Code XX				Version Code XXXXX		
Packing type	1 st Code	Packing size code	2 nd Code	HF or RoHS	1 st Code	2 nd ~5 th Code
Tape and Ammunition Box (T/B)	A	N/A	0	HF	0	serial number
Tape and Reel (T/R)	R	7"	1	RoHS	1	serial number
Bulk Packing (B/P)	B	13"	2			
Tube Packing (T/P)	T	26mm	X			
Tape and Reel (Right Oriented) (TRR)	S	52mm	Y			
Tape and Reel (Left Oriented) (TRL)	L	PANASERT T/B CATHODE UP (PBCU)	U			
FORMING	F	PANASERT T/B CATHODE DOWN (PBCD)	D			



RB520S40

MOUNTING PAD LAYOUT





RB520S40

Disclaimer

- Reproducing and modifying information of the document is prohibited without permission from Panjit International Inc..
- Panjit International Inc. reserves the rights to make changes of the content herein the document anytime without notification. Please refer to our website for the latest document.
- Panjit International Inc. disclaims any and all liability arising out of the application or use of any product including damages incidentally and consequentially occurred.
- Panjit International Inc. does not assume any and all implied warranties, including warranties of fitness for particular purpose, non-infringement and merchantability.
- Applications shown on the herein document are examples of standard use and operation. Customers are responsible in comprehending the suitable use in particular applications. Panjit International Inc. makes no representation or warranty that such applications will be suitable for the specified use without further testing or modification.
- The products shown herein are not designed and authorized for equipments requiring high level of reliability or relating to human life and for any applications concerning life-saving or life-sustaining, such as medical instruments, transportation equipment, aerospace machinery et cetera. Customers using or selling these products for use in such applications do so at their own risk and agree to fully indemnify Panjit International Inc. for any damages resulting from such improper use or sale.
- Since Panjit uses lot number as the tracking base, please provide the lot number for tracking when complaining.

单击下面可查看定价，库存，交付和生命周期等信息

[>>Panjit\(强茂\)](#)