



# MBR3040PT SERIES

## SCHOTTKY BARRIER RECTIFIERS

**VOLTAGE** 40 to 200 Volt **CURRENT** 30 Ampere

**TO-247AD / TO-3P**

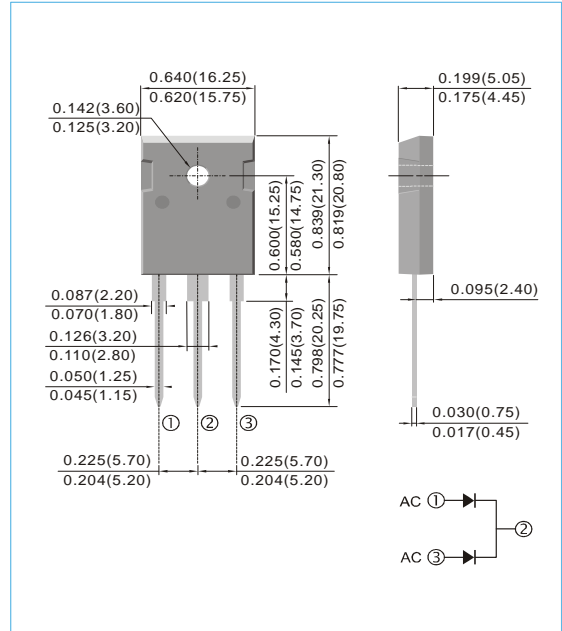
Unit : inch(mm)

### FEATURES

- Plastic package has Underwriters Laboratory Flammability Classification 94V-O. Flame Retardant Epoxy Molding Compound.
- Low power loss, high efficiency.
- High current capability
- Guardring for overvoltage protection
- For use in low voltage, high frequency inverters free wheeling , and polarity protection applications.
- Lead free in compliance with EU RoHS 2011/65/EU directive

### MECHANICAL DATA

- Case: TO-247AD/TO-3P molded plastic
- Terminals: solder plated, solderable per MIL-STD-750, Method 2026
- Polarity: As marked.
- Weight: 0.2245 ounces, 6.3673 grams.



### MAXIMUM RATINGS AND ELECTRICAL CHARACTERISTICS

Ratings at 25°C ambient temperature unless otherwise specified. Single phase, half wave, 60 Hz, resistive or inductive load.  
For capacitive load, derate current by 20%

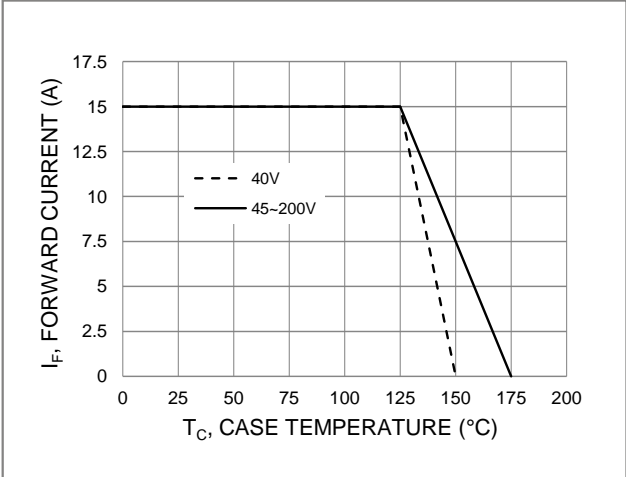
PARAMETER	SYMBOL	MBR3040PT	MBR3045PT	MBR3050PT	MBR3060PT	MBR3080PT	MBR3090PT	MBR30100PT	MBR30150PT	MBR30200PT	UNITS	
Maximum Recurrent Peak Reverse Voltage	$V_{RRM}$	40	45	50	60	80	90	100	150	200	V	
Maximum RMS Voltage	$V_{RMS}$	28	31.5	35	42	56	63	70	105	140	V	
Maximum DC Blocking Voltage	$V_{DC}$	40	45	50	60	80	90	100	150	200	V	
Maximum Average Forward Current	$I_{F(AV)}$	30									A	
Peak Forward Surge Current : 8.3ms single half sine-wave superimposed on rated load	$I_{FSM}$	275									A	
Maximum Forward Voltage at 15A per leg	$V_F$	0.7		0.75		0.8			0.9		V	
Maximum DC Reverse Current at $T_J=25^\circ\text{C}$ Rated DC Blocking Voltage $T_J=125^\circ\text{C}$	$I_R$	0.1					0.05				20	mA
Typical Thermal Resistance	$R_{\theta JC}$	1.4									$^\circ\text{C} / \text{W}$	
Operating Junction and Storage Temperature Range	$T_J, T_{STG}$	-50 to +150				-65 to +175					$^\circ\text{C}$	

Note : Both Bonding and Chip structure are available.

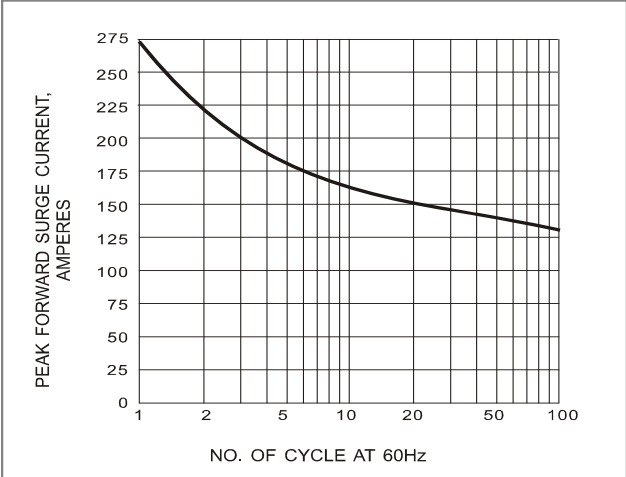


# MBR3040PT SERIES

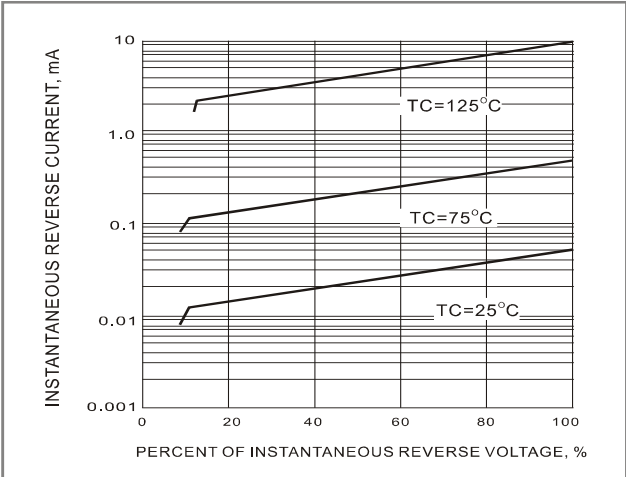
## RATING AND CHARACTERISTIC CURVES



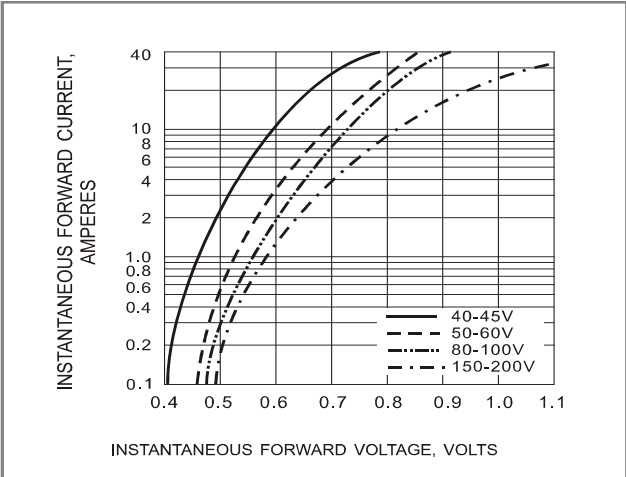
**Fig.1- FORWARD CURRENT DERATING CURVE**



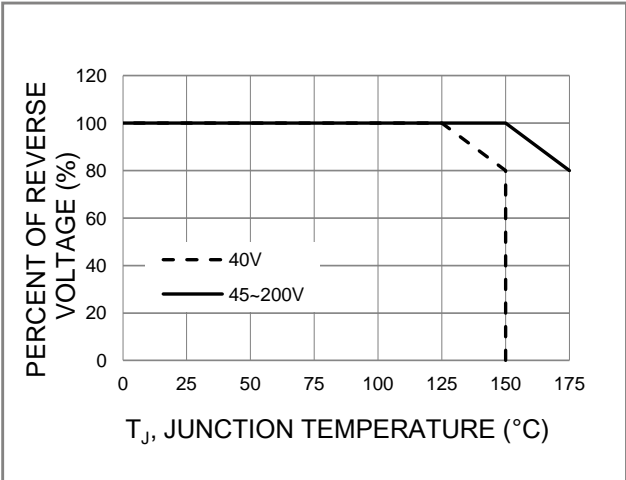
**Fig.2- MAXIMUM NON-REPETITIVE SURGE CURRENT**



**Fig.3- TYPICAL REVERSE CHARACTERISTIC**



**Fig.4- TYPICAL INSTANTANEOUS FORWARD CHARACTERISTIC**



**Fig.5- OPERATING TEMPERATURE DERATING CURVE**



# MBR3040PT SERIES

**Part No\_packing code\_Version**

MBR3004PT\_T0\_00001

MBR3004PT\_T0\_10001

For example :

**RB500V-40\_R2\_00001**



Packing Code <b>XX</b>				Version Code <b>XXXXX</b>		
Packing type	1 <sup>st</sup> Code	Packing size code	2 <sup>nd</sup> Code	HF or RoHS	1 <sup>st</sup> Code	2 <sup>nd</sup> ~5 <sup>th</sup> Code
Tape and Ammunition Box (T/B)	A	N/A	0	HF	0	serial number
Tape and Reel (T/R)	R	7"	1	RoHS	1	serial number
Bulk Packing (B/P)	B	13"	2			
Tube Packing (T/P)	T	26mm	X			
Tape and Reel (Right Oriented) (TRR)	S	52mm	Y			
Tape and Reel (Left Oriented) (TRL)	L	PANASERT T/B CATHODE UP (PBCU)	U			
FORMING	F	PANASERT T/B CATHODE DOWN (PBCD)	D			



## MBR3040PT SERIES

---

### Disclaimer

- Reproducing and modifying information of the document is prohibited without permission from Panjit International Inc..
- Panjit International Inc. reserves the rights to make changes of the content herein the document anytime without notification. Please refer to our website for the latest document.
- Panjit International Inc. disclaims any and all liability arising out of the application or use of any product including damages incidentally and consequentially occurred.
- Panjit International Inc. does not assume any and all implied warranties, including warranties of fitness for particular purpose, non-infringement and merchantability.
- Applications shown on the herein document are examples of standard use and operation. Customers are responsible in comprehending the suitable use in particular applications. Panjit International Inc. makes no representation or warranty that such applications will be suitable for the specified use without further testing or modification.
- The products shown herein are not designed and authorized for equipments requiring high level of reliability or relating to human life and for any applications concerning life-saving or life-sustaining, such as medical instruments, transportation equipment, aerospace machinery et cetera. Customers using or selling these products for use in such applications do so at their own risk and agree to fully indemnify Panjit International Inc. for any damages resulting from such improper use or sale.
- Since Panjit uses lot number as the tracking base, please provide the lot number for tracking when complaining.

单击下面可查看定价，库存，交付和生命周期等信息

[>>Panjit\(强茂\)](#)