



# 1.5KE10AS ~ 1.5KE250AS Series

## Surface Mount Transient Voltage Suppressor

**Voltage** 10~250 V **Power** 1500 W

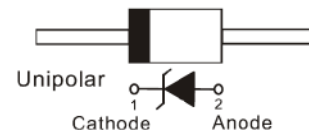
### Features

- For surface mounted applications in order to optimize board space.
- Low inductance
- High temperature soldering : 260°C /10 seconds at terminals
- Lead free in compliance with EU RoHS 2.0
- Green molding compound as per IEC 61249 standard

### Mechanical Data

- Case: DO-201AE Package
- Terminals: Solderable per MIL-STD-750, Method 2026
- Approx. Weight: 0.04 ounces, 1.12 grams

DO-201AE



## Maximum Ratings and Thermal Characteristics (T<sub>A</sub> = 25 °C unless otherwise noted)

PARAMETER	SYMBOL	LIMIT	UNITS
Peak Pulse Power Dissipation(tp = 10 / 1000 us)	P <sub>PP</sub> <sup>(1) (2)</sup>	1500	W
Peak Pulse Current on tp = 10 / 1000 us waveform <sup>(Fig.2)</sup>	I <sub>PPM</sub> <sup>(1)</sup>	See table 1	A
Power Dissipation on Infinite Heat Sink at T <sub>L</sub> = 75 °C	P <sub>D</sub>	6.5	W
ESD IEC61000-4-2(Air)	V <sub>ESD</sub>	±15	kV
ESD IEC61000-4-2(Contact)		±8	
Typical Thermal Resistance Junction to Ambient	R <sub>θJA</sub> <sup>(3)</sup>	55	°C/W
Operating Junction Temperature Range	T <sub>J</sub>	-55~150	°C
Storage Temperature Range	T <sub>STG</sub>	-55~150	°C



# 1.5KE10AS ~ 1.5KE250AS Series

## Electrical Characteristics (T<sub>A</sub> = 25 °C unless otherwise noted)

Part Number	V <sub>RWM</sub>	V <sub>BR</sub>			I <sub>R</sub>	V <sub>C@IPP</sub>		Marking Code
		Min.	Max.	I <sub>T</sub>	@V <sub>RWM</sub>	V	A	
	V	V	V	mA	uA			
1500W Transient Voltage Suppressor								
1.5KE10AS	8.55	9.5	10.5	1	10	14.5	103	1.5KE10AS
1.5KE11AS	9.4	10.5	11.6	1	5	15.6	96	1.5KE11AS
1.5KE12AS	10.2	11.4	12.6	1	5	16.7	90	1.5KE12AS
1.5KE13AS	11.1	12.4	13.7	1	1	18.2	82	1.5KE13AS
1.5KE15AS	12.8	14.3	15.8	1	1	21.2	71	1.5KE15AS
1.5KE16AS	13.6	15.2	16.8	1	1	22.5	67	1.5KE16AS
1.5KE18AS	15.3	17.1	18.9	1	1	25.2	59.5	1.5KE18AS
1.5KE20AS	17.1	19	21	1	1	27.7	54	1.5KE20AS
1.5KE22AS	18.8	20.9	23.1	1	1	30.6	49	1.5KE22AS
1.5KE24AS	20.5	22.8	25.2	1	1	33.2	45	1.5KE24AS
1.5KE27AS	23.1	25.7	28.4	1	1	37.5	40	1.5KE27AS
1.5KE30AS	25.6	28.5	31.5	1	1	41.4	36	1.5KE30AS
1.5KE33AS	28.2	31.4	34.7	1	1	45.7	33	1.5KE33AS
1.5KE36AS	30.8	34.2	37.8	1	1	49.9	30	1.5KE36AS
1.5KE39AS	33.3	37.1	41	1	1	53.9	28	1.5KE39AS
1.5KE43AS	36.8	40.9	45.2	1	1	59.3	25.3	1.5KE43AS
1.5KE47AS	40.2	44.7	49.4	1	1	64.8	23.2	1.5KE47AS
1.5KE51AS	43.6	48.5	53.6	1	1	70.1	21.4	1.5KE51AS
1.5KE56AS	47.8	53.2	58.8	1	1	77	19.5	1.5KE56AS
1.5KE62AS	53	58.9	65.1	1	1	85	17.7	1.5KE62AS
1.5KE68AS	58.1	64.6	71.4	1	1	92	16.3	1.5KE68AS
1.5KE75AS	64.1	71.3	78.8	1	1	103	14.6	1.5KE75AS
1.5KE82AS	70.1	77.9	86.1	1	1	113	13.3	1.5KE82AS
1.5KE91AS	77.8	86.5	95.5	1	1	125	12	1.5KE91AS
1.5KE100AS	85.5	95	105	1	1	137	11	1.5KE100AS
1.5KE110AS	94	105	116	1	1	152	9.9	1.5KE110AS
1.5KE120AS	102	114	126	1	1	165	9.1	1.5KE120AS
1.5KE130AS	111	124	137	1	1	179	8.4	1.5KE130AS
1.5KE150AS	128	143	158	1	1	207	7.2	1.5KE150AS



## 1.5KE10AS ~ 1.5KE250AS Series

### Electrical Characteristics (T<sub>A</sub> = 25 °C unless otherwise noted)

Part Number	VRWM	VBR			IR	VC@IPP		Marking Code
		Min.	Max.	IT	@VRWM	V	A	
	V	V	V	mA	uA			
1500W Transient Voltage Suppressor								
1.5KE160AS	136	152	168	1	1	219	6.8	1.5KE160AS
1.5KE170AS	145	162	179	1	1	234	6.4	1.5KE170AS
1.5KE180AS	154	171	189	1	1	246	6.1	1.5KE180AS
1.5KE200AS	171	190	210	1	1	274	5.5	1.5KE200AS
1.5KE220AS	185	209	231	1	1	328	4.6	1.5KE220AS
1.5KE250AS	214	237	263	1	1	344	4.5	1.5KE250AS

**Note:**

1. Non-repetitive current pulse, per Fig.3 and derated above T<sub>A</sub>=25°C per Fig.2
2. Mounted on 100cm<sup>2</sup> copper pads to each terminal
3. Mounted on a FR4 PCB, single-sided copper, mini pad



# 1.5KE10AS ~ 1.5KE250AS Series

## TYPICAL CHARACTERISTIC CURVES

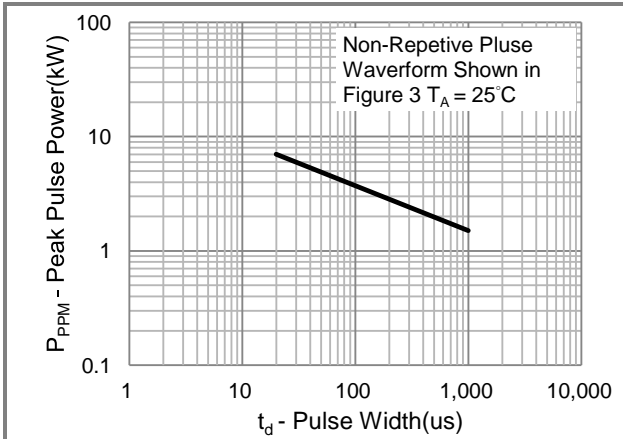


Fig.1 Pulse Power Rating Curve

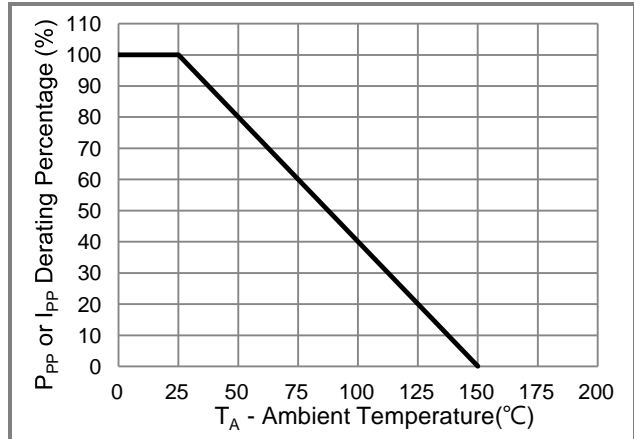


Fig.2 Derating Curve

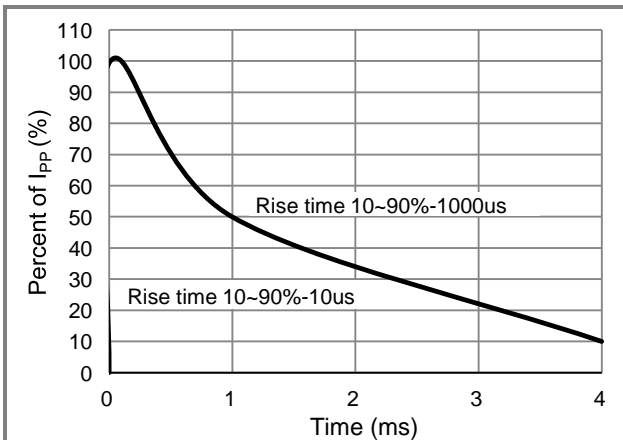


Fig.3 10/1000us Pulse Waveform

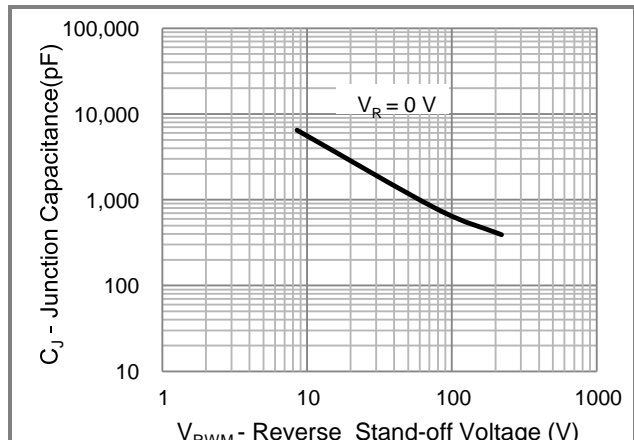


Fig.4 Typical Capacitance

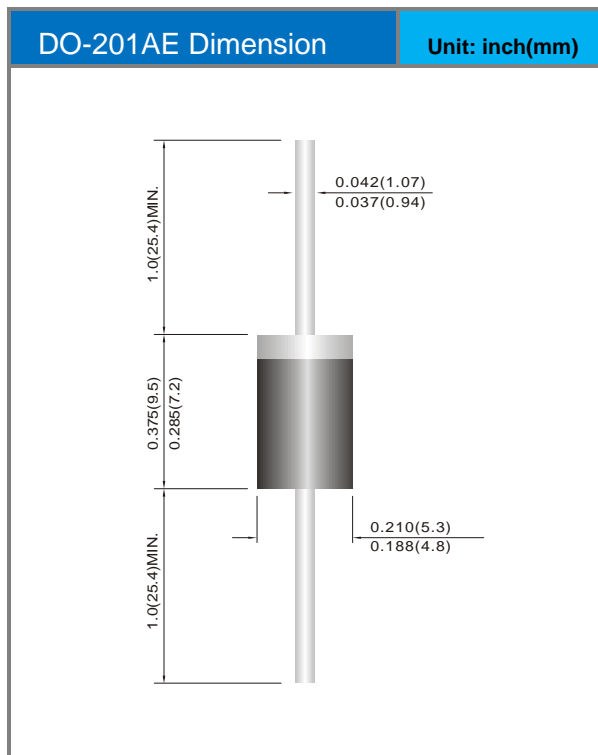


# 1.5KE10AS ~ 1.5KE250AS Series

## Part No Packing Code Version

Part No Packing Code	Package Type	Packing Type	Marking	Version
1.5KExxxAS_AY_00001	DO-201AE	1250pcs / Ammo	See Table	Halogen free

## Packaging Information





## 1.5KE10AS ~ 1.5KE250AS Series

### Disclaimer

- Reproducing and modifying information of the document is prohibited without permission from Panjit International Inc..
- Panjit International Inc. reserves the rights to make changes of the content herein the document anytime without notification. Please refer to our website for the latest document.
- Panjit International Inc. disclaims any and all liability arising out of the application or use of any product including damages incidentally and consequentially occurred.
- Panjit International Inc. does not assume any and all implied warranties, including warranties of fitness for particular purpose, non-infringement and merchantability.
- Applications shown on the herein document are examples of standard use and operation. Customers are responsible in comprehending the suitable use in particular applications. Panjit International Inc. makes no representation or warranty that such applications will be suitable for the specified use without further testing or modification.
- The products shown herein are not designed and authorized for equipments requiring high level of reliability or relating to human life and for any applications concerning life-saving or life-sustaining, such as medical instruments, transportation equipment, aerospace machinery et cetera. Customers using or selling these products for use in such applications do so at their own risk and agree to fully indemnify Panjit International Inc. for any damages resulting from such improper use or sale.
- Since Panjit uses lot number as the tracking base, please provide the lot number for tracking when complaining.

单击下面可查看定价，库存，交付和生命周期等信息

[>>Panjit\(强茂\)](#)