



# 1SMC5338~1SMC5369

## SURFACE MOUNT SILICON ZENER DIODES

**VOLTAGE** 5.1 ~ 51 Volt **CURRENT** 5 Watt

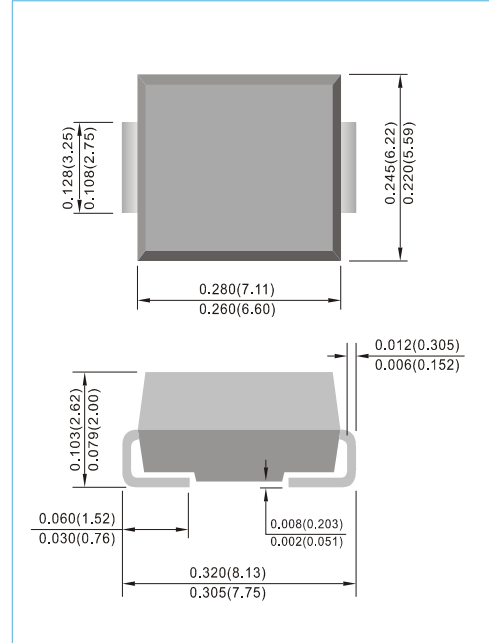
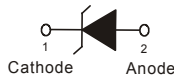
**SMC / DO-214AB** Unit : inch(mm)

### FEATURES

- For surface mounted applications in order to optimize board space
- Low inductance
- Plastic package has Underwriters Laboratory Flammability Classification 94V-0
- Lead free in compliance with EU RoHS 2.0
- Green molding compound as per IEC 61249 standard

### MECHANICAL DATA

- Case: JEDEC DO-214AB, Molded plastic over passivated junction.
- Terminals: Solder plated, solderable per MIL-STD-750, Method 2026
- Polarity: Color band denotes cathode end
- Standard Packaging: 16mm tape (EIA-481)
- Weight: 0.0082 ounce, 0.2325 gram



## MAXIMUM RATINGS AND ELECTRICAL CHARACTERISTICS

Ratings at 25°C ambient temperature unless otherwise specified.

Parameter	Symbol	Value	Unit
DC Power Dissipation on TL=75°C ,Measure at Zero Lead Length Derate above 75°C	P <sub>D</sub>	5	Watts
Typical thermal resistance (Note 1)	R <sub>θJA</sub>	100	°C/W
Operating Junction and Storage Temperature Range	T <sub>J</sub> , T <sub>STG</sub>	-55 to +150	°C

NOTES : 1.Mounted on a FR4 PCB, single-sided copper, mini pad.



# 1SMC5338~1SMC5369

Part Number	Nominal Zener Voltage			Max. Zener Impedance				Max. Reverse Leakage Current		Marking Code
	V <sub>Z</sub> @ I <sub>ZT</sub>			Z <sub>ZT</sub> @ I <sub>ZT</sub>		Z <sub>ZK</sub> @ I <sub>ZK</sub>		I <sub>R</sub> @ V <sub>R</sub>		
	Nom. V	Min. V	Max. V	Ω	mA	Ω	mA	μA	V	
1SMC5338	5.1	4.85	5.36	2	240	400	1	10	1.0	338B
1SMC5339	5.6	5.32	5.88	1	220	400	1	10	2.0	339B
1SMC5340	6.0	5.70	6.30	1	200	300	1	10	3.0	340B
1SMC5341	6.2	5.89	6.51	1	200	200	1	10	3.0	341B
1SMC5342	6.8	6.46	7.14	1	175	200	1	10	5.2	342B
1SMC5343	7.5	7.13	7.88	2	175	200	1	10	5.7	343B
1SMC5344	8.2	7.79	8.61	2	150	200	1	10	6.2	344B
1SMC5345	8.7	8.27	9.14	2	150	200	1	10	6.6	345B
1SMC5346	9.1	8.65	9.56	2	150	150	1	7.5	6.9	346B
1SMC5347	10	9.5	10.5	2	125	125	1	5	7.6	347B
1SMC5348	11	10.45	11.55	3	125	125	1	5	8.4	348B
1SMC5349	12	11.4	12.6	3	100	125	1	2	9.1	349B
1SMC5350	13	12.35	13.65	3	100	100	1	1	9.9	350B
1SMC5351	14	13.3	14.7	3	100	75	1	1	10.6	351B
1SMC5352	15	14.25	15.75	3	75	75	1	1	11.5	352B
1SMC5353	16	15.2	16.8	3	75	75	1	1	12.2	353B
1SMC5354	17	16.15	17.85	3	70	75	1	0.5	12.9	354B
1SMC5355	18	17.1	18.9	3	65	75	1	0.5	13.7	355B
1SMC5356	19	18.05	19.95	3	65	75	1	0.5	14.4	356B
1SMC5357	20	19	21	3	65	75	1	0.5	15.2	357B
1SMC5358	22	20.9	23.1	4	50	75	1	0.5	16.7	358B
1SMC5359	24	22.8	25.2	4	50	100	1	0.5	18.2	359B
1SMC5360	25	23.75	26.25	4	50	110	1	0.5	19	360B
1SMC5361	27	25.65	28.35	5	50	120	1	0.5	20.6	361B
1SMC5362	28	26.6	29.4	6	50	130	1	0.5	21.2	362B
1SMC5363	30	28.5	31.5	8	40	140	1	0.5	22.8	363B
1SMC5364	33	31.35	34.65	10	40	150	1	0.5	25.1	364B
1SMC5365	36	34.2	37.8	11	30	160	1	0.5	27.4	365B
1SMC5366	39	37.05	40.95	14	30	170	1	0.5	29.7	366B
1SMC5367	43	40.85	45.15	20	30	190	1	0.5	32.7	367B
1SMC5368	47	44.65	49.35	25	25	210	1	0.5	35.8	368B
1SMC5369	51	48.45	53.55	27	25	230	1	0.5	38.8	369B



# 1SMC5338~1SMC5369

## RATING AND CHARACTERISTIC CURVES

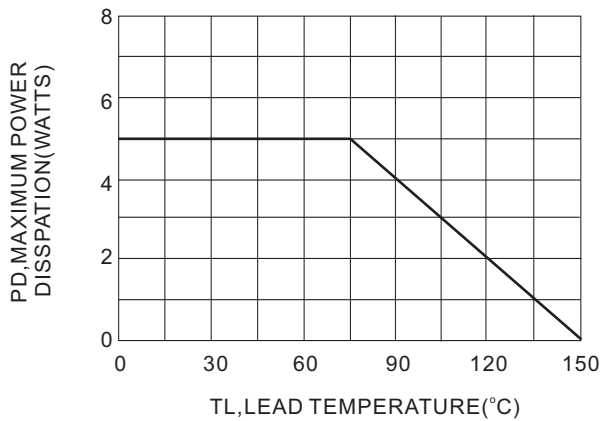


Fig.1-POWER TEMPERATURE DERATING CURVE

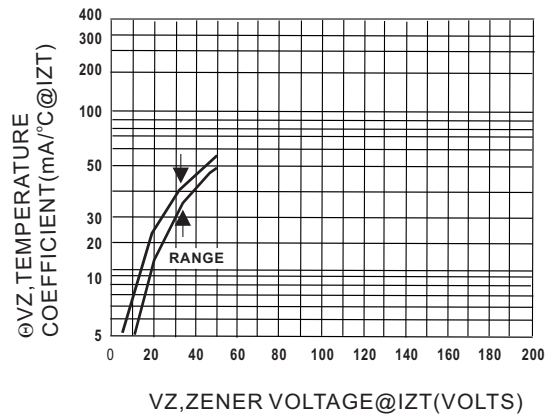


Fig.2-TEMPERATURE COEFFICIENT-RANGE

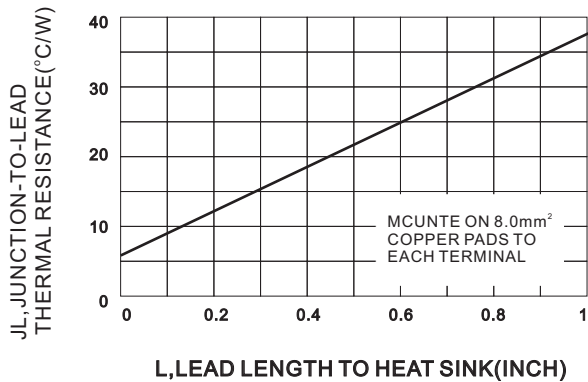


Fig.3-TYPICAL THERMAL RESISTANCE

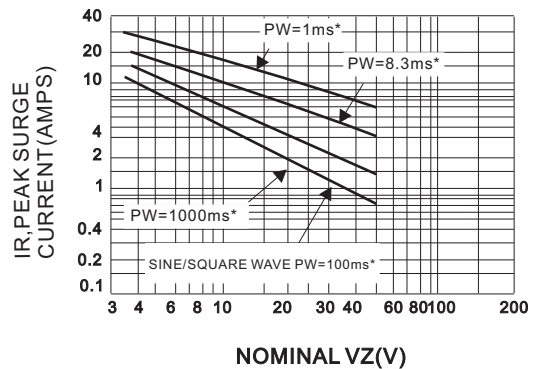


Fig.4-MAXIMUM NON-REPETITIVE SURGE CURRENT VERSUS NOMINAL ZENER VOLTAGE

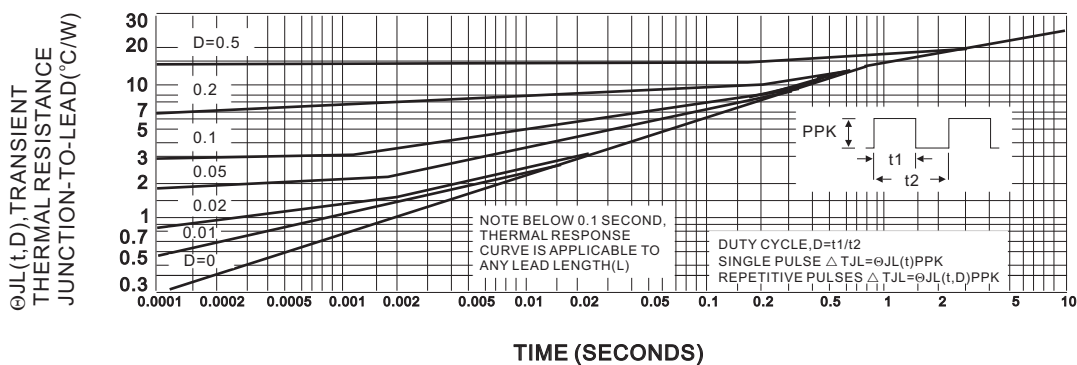


Fig.5-TYPICAL THERMAL RESPONSE



# 1SMC5338~1SMC5369

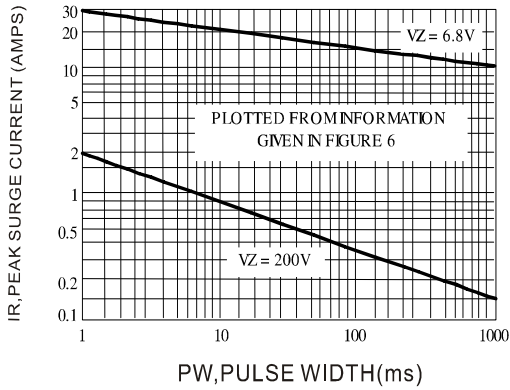


Fig.6-PEAK SURGE CURRENT VERSUS PULSE WIDTH

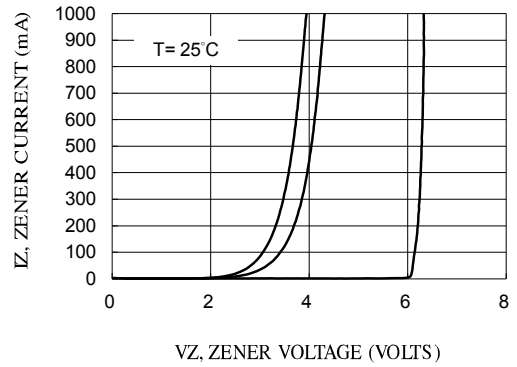


Fig.7-ZENER VOLTAGE VERSUS ZENER CURRENT VZ=3.6 THRU 6 VOLTS

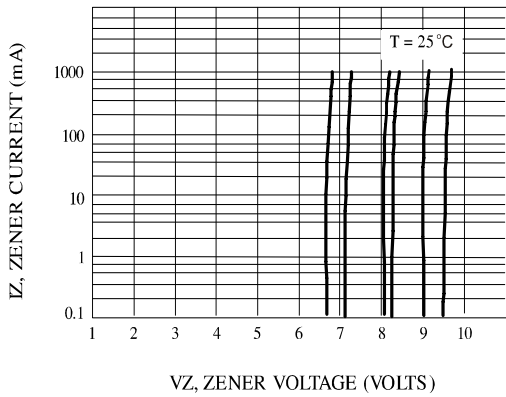


Fig.8-ZENER VOLTAGE VERSUS ZENER CURRENT VZ=6.8 THRU 10 VOLTS

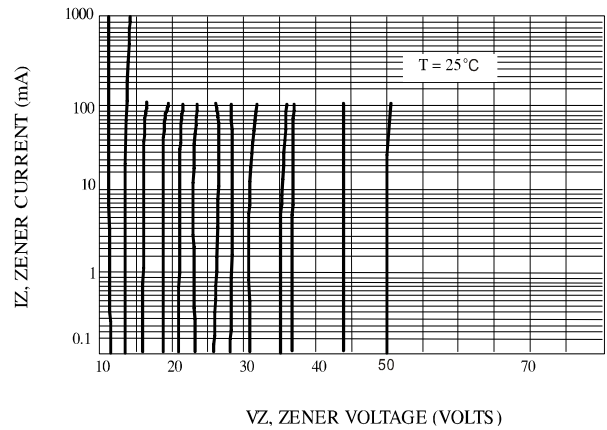


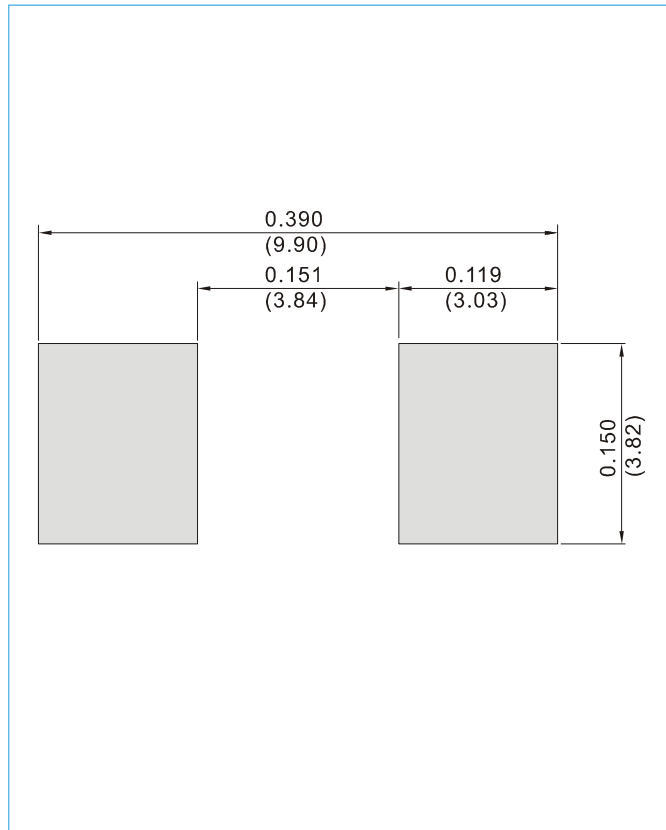
Fig.9-ZENER VOLTAGE VERSUS ZENER CURRENT VZ=11 THRU 51 VOLTS



# 1SMC5338~1SMC5369

## MOUNTING PAD LAYOUT

SMC / DO-214AB Unit : inch(mm)



## ORDER INFORMATION

- Packing information
  - T/R - 3K per 13" plastic Reel
  - T/R - 0.8K per 7" plastic Reel



# 1SMC5338~1SMC5369

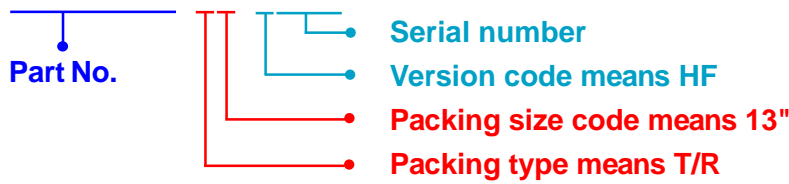
**Part No\_packing code\_Version**

1SMC5338\_R1\_00001

1SMC5338\_R2\_00001

**For example :**

**RB500V-40\_R2\_00001**



Packing Code <b>XX</b>				Version Code <b>XXXXX</b>		
Packing type	1 <sup>st</sup> Code	Packing size code	2 <sup>nd</sup> Code	HF or RoHS	1 <sup>st</sup> Code	2 <sup>nd</sup> ~5 <sup>th</sup> Code
Tape and Ammunition Box (T/B)	<b>A</b>	N/A	<b>0</b>	<b>HF</b>	<b>0</b>	serial number
Tape and Reel (T/R)	<b>R</b>	7"	<b>1</b>	<b>RoHS</b>	<b>1</b>	serial number
Bulk Packing (B/P)	<b>B</b>	13"	<b>2</b>			
Tube Packing (T/P)	<b>T</b>	26mm	<b>X</b>			
Tape and Reel (Right Oriented) (TRR)	<b>S</b>	52mm	<b>Y</b>			
Tape and Reel (Left Oriented) (TRL)	<b>L</b>	PANASERT T/B CATHODE UP (PBCU)	<b>U</b>			
FORMING	<b>F</b>	PANASERT T/B CATHODE DOWN (PBCD)	<b>D</b>			



## 1SMC5338~1SMC5369

---

### Disclaimer

- Reproducing and modifying information of the document is prohibited without permission from Panjit International Inc..
- Panjit International Inc. reserves the rights to make changes of the content herein the document anytime without notification. Please refer to our website for the latest document.
- Panjit International Inc. disclaims any and all liability arising out of the application or use of any product including damages incidentally and consequentially occurred.
- Panjit International Inc. does not assume any and all implied warranties, including warranties of fitness for particular purpose, non-infringement and merchantability.
- Applications shown on the herein document are examples of standard use and operation. Customers are responsible in comprehending the suitable use in particular applications. Panjit International Inc. makes no representation or warranty that such applications will be suitable for the specified use without further testing or modification.
- The products shown herein are not designed and authorized for equipments requiring high level of reliability or relating to human life and for any applications concerning life-saving or life-sustaining, such as medical instruments, transportation equipment, aerospace machinery et cetera. Customers using or selling these products for use in such applications do so at their own risk and agree to fully indemnify Panjit International Inc. for any damages resulting from such improper use or sale.
- Since Panjit uses lot number as the tracking base, please provide the lot number for tracking when complaining.

单击下面可查看定价，库存，交付和生命周期等信息

[>>Panjit\(强茂\)](#)