



# SS2040HE

## SURFACE MOUNT SCHOTTKY BARRIER RECTIFIER

**VOLTAGE** 40 Volt **CURRENT** 2 Ampere

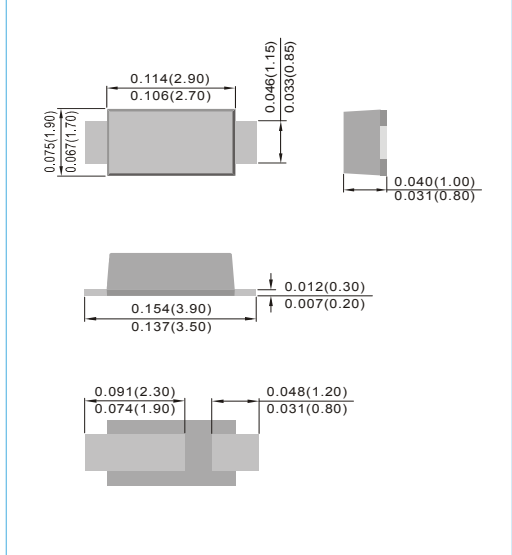
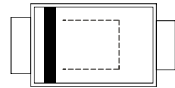
**SOD-123HE** Unit : inch(mm)

### FEATURES

- Fast switching speed
- Surface mount package ideally suited for automatic insertion
- Electrical identical standard JEDEC.
- High conductor
- Lead free in compliance with EU RoHS 2011/65/EU directive
- Green molding compound as per IEC61249 Std. . (Halogen Free)

### MECHANICAL DATA

- Case: SOD-123HE, Plastic
- Terminals: Solderable per MIL-STD-750, Method 2026
- Apporx. Weight: 0.0006 ounces, 0.0184 grams
- Polarity: Color band denotes cathode end



### ABSOLUTE MAXIMUM RATINGS (TA=25°C unless otherwise noted)

PARAMETER	SYMBOL	VALUE	UNITS
Reverse Voltage	$V_R$	40	V
Peak Reverse Voltage	$V_{RRM}$	40	V
Average Rectified Current at Temp=75°C	$I_O$	2	A
Peak Forward Surge Current : 8.3ms single half sine-wave superimposed on rated load	$I_{FSM}$	50	A
Typical Thermal Resistance, Junction to Ambient (Note 1) Junction to Case (Note 1)	$R_{\theta JA}$ $R_{\theta JC}$	225 20	°C/W
Operating Junction Temperature and Storage Temperature Range	$T_J, T_{STG}$	-55 to +150	°C

### ELECTRICAL CHARACTERISTICS (TA=25°C unless otherwise noted)

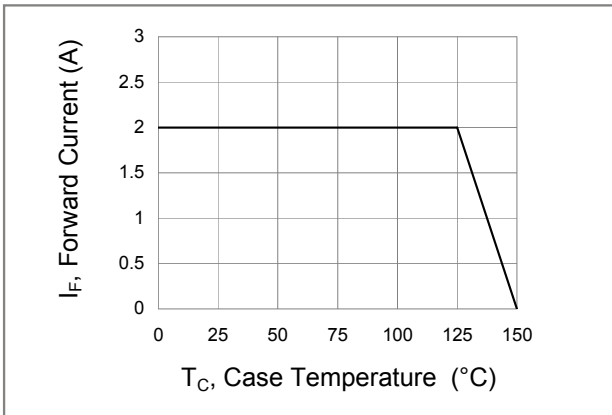
PARAMETER	SYMBOL	Test Condition	MIN.	TYP.	MAX.	UNITS
Reverse Breakdown Voltage	$V_{(BR)}$	$I_R=1mA$	40	--	--	V
Reverse Current	$I_R$	$V_R=40V$	--	--	100	μA
Forward Voltage	$V_F$	$I_F=2A$	--	0.5	0.55	V
Typical Junction Capacitance	$C_J$	$V_R=0V, f=1MHz$	--	300	--	pF

NOTES : 1.Mounted on 50cm<sup>2</sup> FR-4 PCB board.

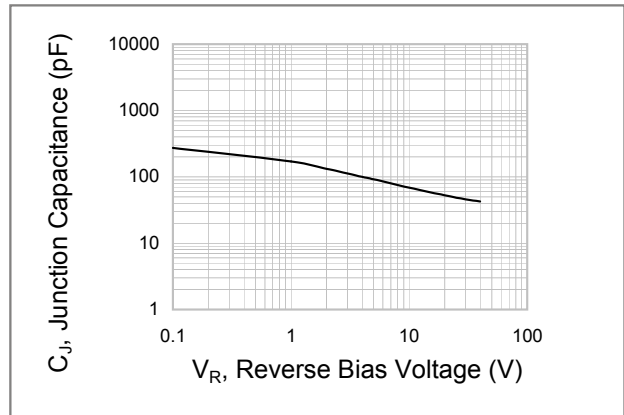


# SS2040HE

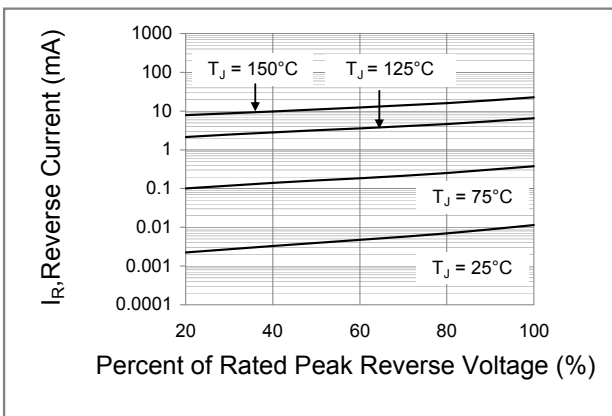
## RATING AND CHARACTERISTIC CURVES



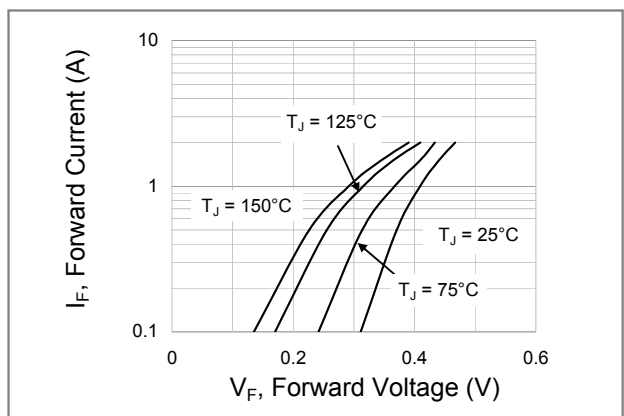
**Fig.1 Forward Current Derating Curve**



**Fig.2 Typical Junction Capacitance**



**Fig.3 Typical Reverse Characteristics**



**Fig.4 Typical Forward Characteristics**



# SS2040HE

## PART NO PACKING CODE VERSION

Part No Packing Code	Package Type	Packing Type	Marking	Version
SS2040HE_R1_00001	SOD-123HE	3K pcs / 7" reel	EY	Halogen free
SS2040HE_R2_00001	SOD-123HE	10K pcs / 13" reel	EY	Halogen free

For example :

**RB500V-40\_R2\_00001**



Packing type	Packing Code <b>XX</b>			Version Code <b>XXXXX</b>		
	1 <sup>st</sup> Code	Packing size code	2 <sup>nd</sup> Code	HF or RoHS	1 <sup>st</sup> Code	2 <sup>nd</sup> ~5 <sup>th</sup> Code
Tape and Ammunition Box (T/B)	<b>A</b>	N/A	<b>0</b>	HF	<b>0</b>	serial number
Tape and Reel (T/R)	<b>R</b>	7"	<b>1</b>	RoHS	<b>1</b>	serial number
Bulk Packing (B/P)	<b>B</b>	13"	<b>2</b>			
Tube Packing (T/P)	<b>T</b>	26mm	<b>X</b>			
Tape and Reel (Right Oriented) (TRR)	<b>S</b>	52mm	<b>Y</b>			
Tape and Reel (Left Oriented) (TRL)	<b>L</b>	PANASERT T/B CATHODE UP (PBCU)	<b>U</b>			
FORMING	<b>F</b>	PANASERT T/B CATHODE DOWN (PBCD)	<b>D</b>			

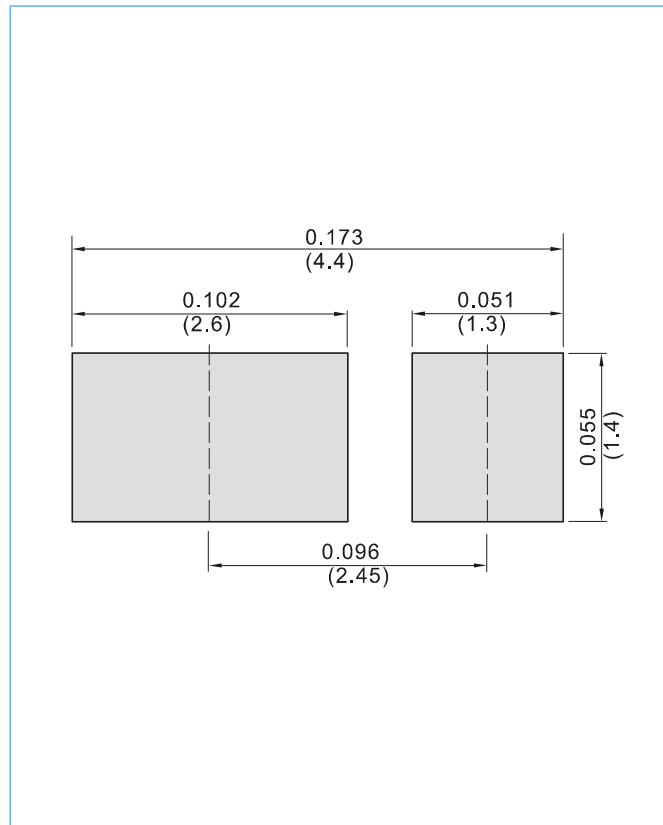


# SS2040HE

## MOUNTING PAD LAYOUT

SOD-123HE

Unit : inch(mm)





## SS2040HE

---

### Disclaimer

- Reproducing and modifying information of the document is prohibited without permission from Panjit International Inc..
- Panjit International Inc. reserves the rights to make changes of the content herein the document anytime without notification. Please refer to our website for the latest document.
- Panjit International Inc. disclaims any and all liability arising out of the application or use of any product including damages incidentally and consequentially occurred.
- Panjit International Inc. does not assume any and all implied warranties, including warranties of fitness for particular purpose, non-infringement and merchantability.
- Applications shown on the herein document are examples of standard use and operation. Customers are responsible in comprehending the suitable use in particular applications. Panjit International Inc. makes no representation or warranty that such applications will be suitable for the specified use without further testing or modification.
- The products shown herein are not designed and authorized for equipments requiring high level of reliability or relating to human life and for any applications concerning life-saving or life-sustaining, such as medical instruments, transportation equipment, aerospace machinery et cetera. Customers using or selling these products for use in such applications do so at their own risk and agree to fully indemnify Panjit International Inc. for any damages resulting from such improper use or sale.
- Since Panjit uses lot number as the tracking base, please provide the lot number for tracking when complaining.

单击下面可查看定价，库存，交付和生命周期等信息

[>>Panjit\(强茂\)](#)