



BC817-16-AU / BC817-25-AU / BC817-40-AU

Silicon NPN General Purpose Transistors

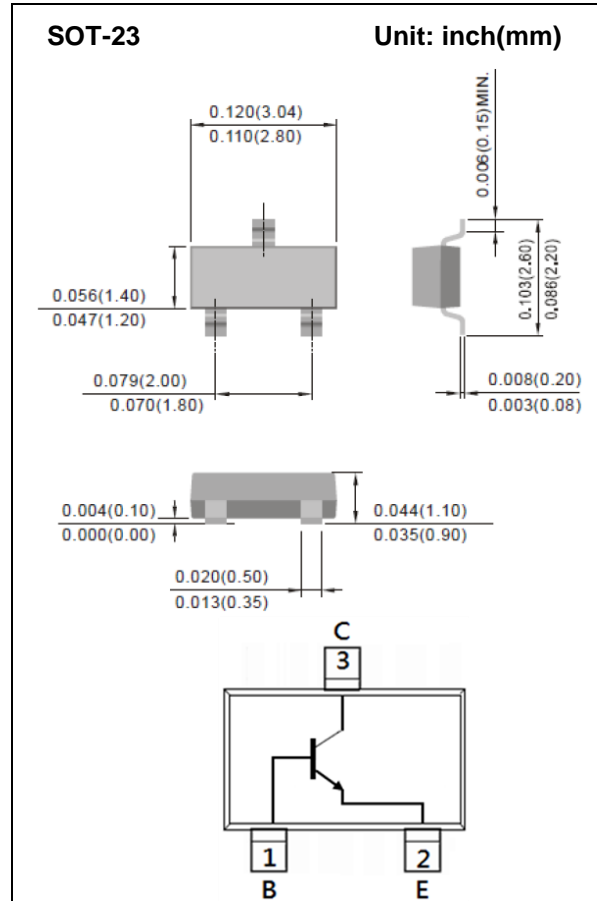
Voltage 45V **Current** 500mA

Features

- Silicon NPN Epitaxial type
- Excellent DC current gain characteristics
- General purpose amplifier application
- AEC-Q101 qualified
- Lead free in compliance with EU RoHS 2.0
- Green molding compound as per IEC 61249 Standard
- PNP complement: BC807-AU series

Mechanical Data

- Case: SOT-23 Package
- Terminals : Solderable per MIL-STD-750, Method 2026
- Approx. Weight: 0.0003 ounces, 0.0084grams
- Marking: BC817-16-AU: 8A
BC817-25-AU: 8B
BC817-40-AU: 8C



Maximum Ratings and Thermal Characteristics (T_A=25° C unless otherwise noted)

PARAMETER	SYMBOL	LIMIT	UNITS
Collector-Base Voltage	V _{CBO}	50	V
Collector-Emitter Voltage	V _{CEO}	45	V
Emitter-Base Voltage	V _{EBO}	5	V
Collector Current (DC)	I _C	500	mA
Collector Current (Pulse)	I _{CP}	1000	mA
Total Power Dissipation	P _{TOT}	330	mW
Operating Junction and Storage Temperature Range	T _J , T _{STG}	-55~150	°C
Thermal Resistance from Junction to Ambient ^(Note)	R _{θJA}	375	°C/W

Note: Mounted on minimum pad mount on FR-4 board.



BC817-16-AU / BC817-25-AU / BC817-40-AU

Electrical Characteristics ($T_A=25^{\circ}\text{C}$ unless otherwise noted)

PARAMETER	SYMBOL	TEST CONDITION	MIN.	TYP.	MAX.	UNITS	
OFF Characteristics							
Collector-Emitter Breakdown Voltage	BV_{CEO}	$I_C=10\text{mA}, I_B=0\text{A}$	45	-	-	V	
Collector-Base Breakdown Voltage	BV_{CBO}	$I_C=10\mu\text{A}, I_E=0\text{A}$	50	-	-	V	
Emitter-Base Breakdown Voltage	BV_{EBO}	$I_E=1\mu\text{A}, I_C=0\text{A}$	5	-	-	V	
Collector-Base Cutoff Current	I_{CBO}	$V_{CB}=20\text{V}, I_E=0\text{A}$	-	-	100	nA	
Collector-Base Cutoff Current	I_{CBO}	$T_J=125^{\circ}\text{C}$	-	-	5	μA	
Emitter-Base Cutoff Current	I_{EBO}	$V_{EB}=5\text{V}$	-	-	100	nA	
ON characteristics							
DC Current Gain	BC817-16-AU	h_{FE}	$V_{CE}=1\text{V}, I_C=100\text{mA}$	100	-	250	
	BC817-25-AU			160	-	400	
	BC817-40-AU			250	-	600	
DC Current Gain			$V_{CE}=1\text{V}, I_C=500\text{mA}$	40	-	-	
Collector-Emitter Saturation Voltage	$V_{CE(SAT)}$	$I_C=500\text{mA}, I_B=50\text{mA}$	-	-	0.7	V	
Base-Emitter Turn-on voltage	$V_{BE(on)}$	$I_C=500\text{mA}, V_{CE}=1\text{V}$	-	-	1.2	V	
Transition Frequency	f_T	$I_C=10\text{mA}, V_{CE}=5\text{V}$	100	-	-	MHz	
Collector Output Capacitance	C_{OB}	$V_{CB}=10\text{V}, f=1\text{MHz}$	-	7	-	pF	



BC817-16-AU / BC817-25-AU / BC817-40-AU

TYPICAL CHARACTERISTIC CURVES

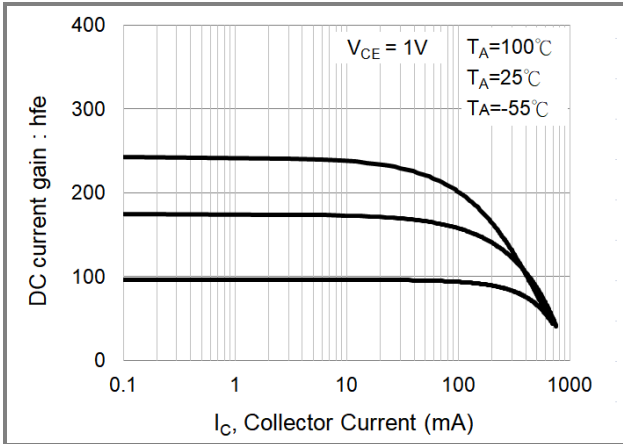


Fig.1 DC Current Gain(-16)

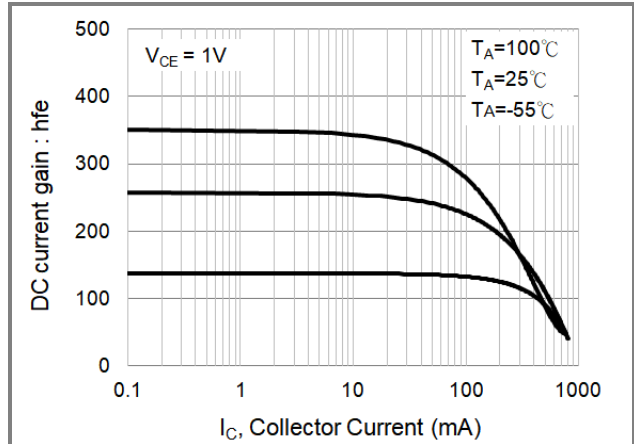


Fig.2 DC Current Gain (-25)

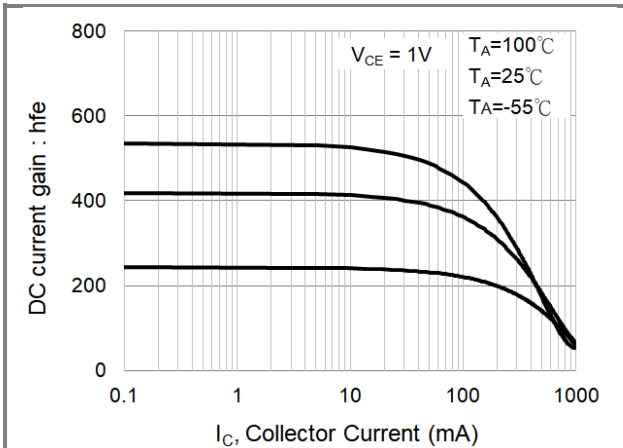


Fig.3 DC Current Gain (-40)

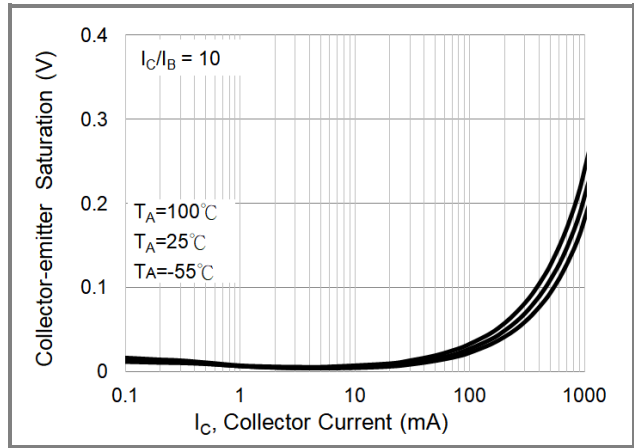


Fig.4 Collector-Emitter Saturation Voltage (-16)

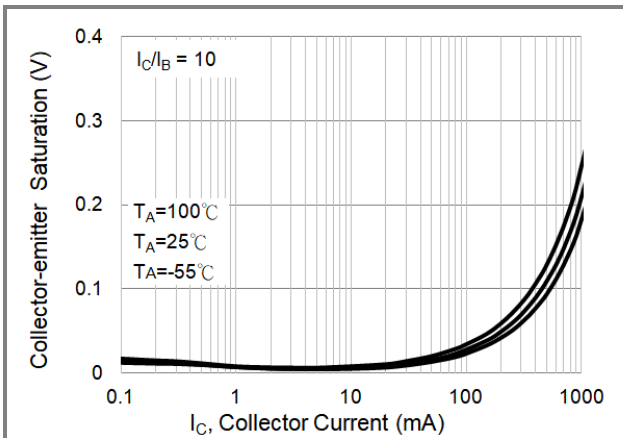


Fig.5 Collector-Emitter Saturation Voltage (-25)

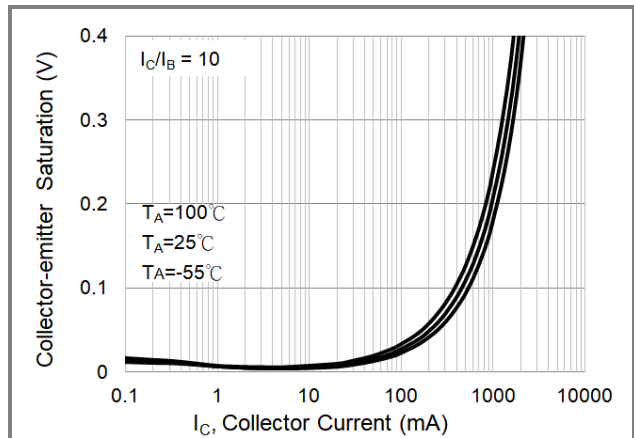


Fig.6 Collector-Emitter Saturation Voltage (-40)



BC817-16-AU / BC817-25-AU / BC817-40-AU

TYPICAL CHARACTERISTIC CURVES

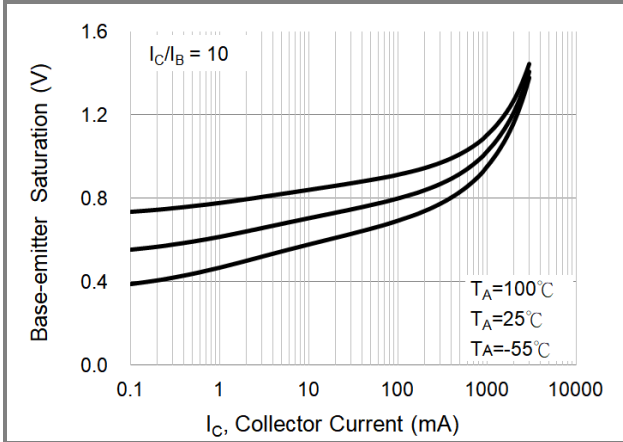


Fig.7 Base-Emitter Saturation Voltage (-16)

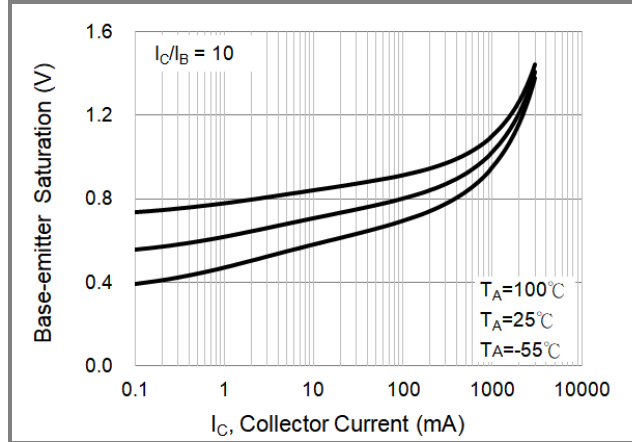


Fig.8 Base-Emitter Saturation Voltage (-25)

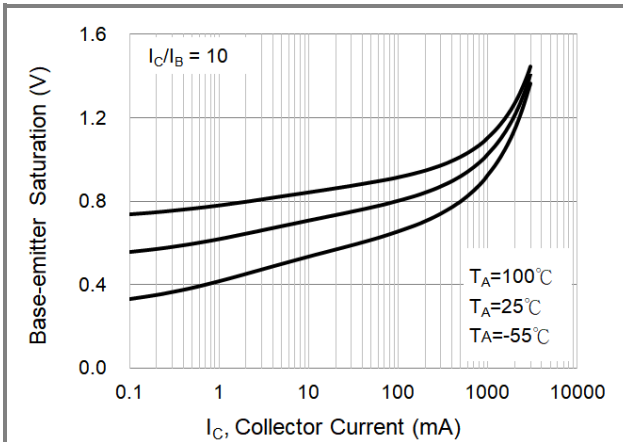


Fig.9 Base-Emitter Saturation Voltage (-40)

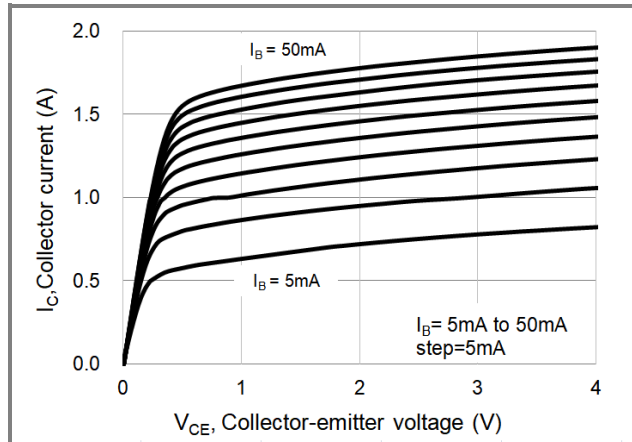


Fig.10 Collector Current (-16)

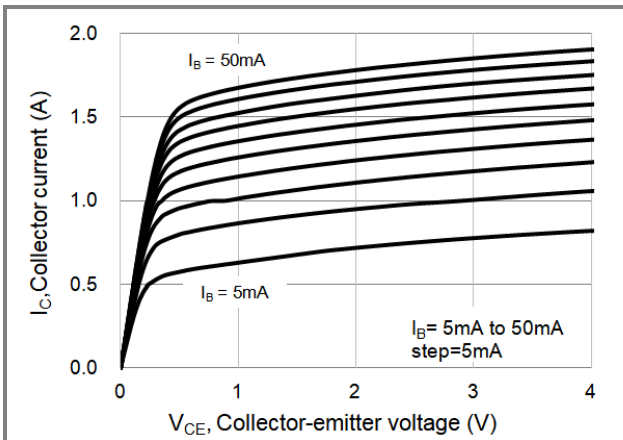


Fig.11 Collector Current (-25)

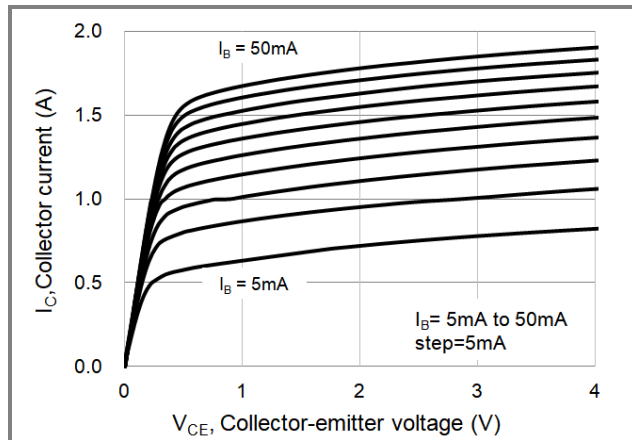


Fig.12 Collector Current (-40)

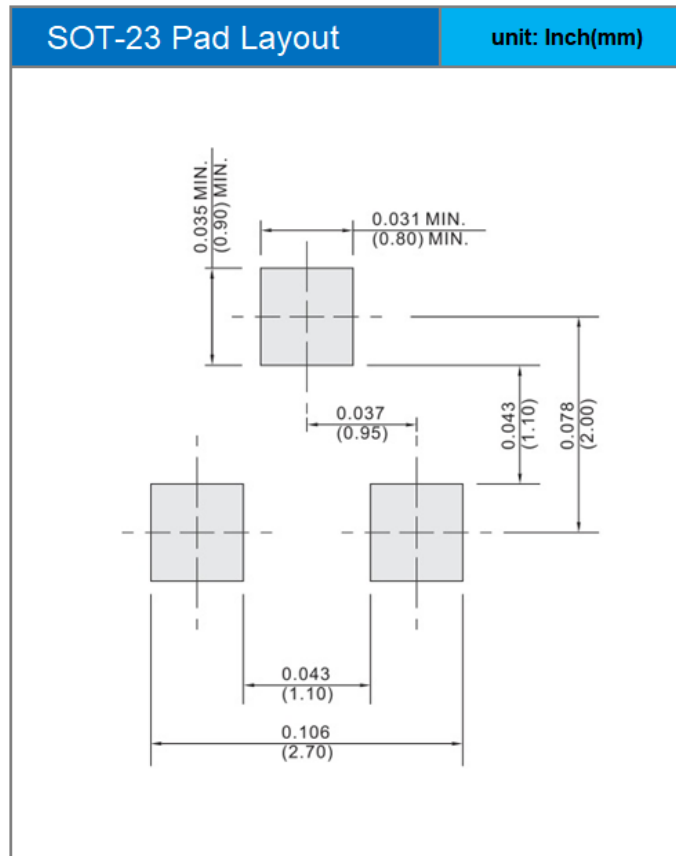


BC817-16-AU / BC817-25-AU / BC817-40-AU

PART NO PACKING CODE VERSION

Part No Packing Code	Package Type	Packing type	Marking	Version
BC817-16-AU_R1_000A1	SOT-23	3K pcs / 7" reel	8A	Halogen free
BC817-25-AU_R1_000A1	SOT-23	3K pcs / 7" reel	8B	Halogen free
BC817-40-AU_R1_000A1	SOT-23	3K pcs / 7" reel	8C	Halogen free

MOUNTING PAD LAYOUT





BC817-16-AU / BC817-25-AU / BC817-40-AU

Disclaimer

- Reproducing and modifying information of the document is prohibited without permission from Panjit International Inc..
- Panjit International Inc. reserves the rights to make changes of the content herein the document anytime without notification. Please refer to our website for the latest document.
- Panjit International Inc. disclaims any and all liability arising out of the application or use of any product including damages incidentally and consequentially occurred.
- Panjit International Inc. does not assume any and all implied warranties, including warranties of fitness for particular purpose, non-infringement and merchantability.
- Applications shown on the herein document are examples of standard use and operation. Customers are responsible in comprehending the suitable use in particular applications. Panjit International Inc. makes no representation or warranty that such applications will be suitable for the specified use without further testing or modification.
- The products shown herein are not designed and authorized for equipments relating to human life and for any applications concerning life-saving or life-sustaining, such as medical instruments, aerospace machinery et cetera. Customers using or selling these products for use in such applications do so at their own risk and agree to fully indemnify Panjit International Inc. for any damages resulting from such improper use or sale.
- Since Panjit uses lot number as the tracking base, please provide the lot number for tracking when complaining.

单击下面可查看定价，库存，交付和生命周期等信息

[>>Panjit\(强茂\)](#)