



SRM54AVF

LOW VF SCHOTTKY

VOLTAGE 45 Volt **CURRENT** 5 Ampere

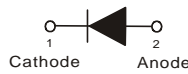
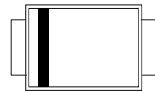
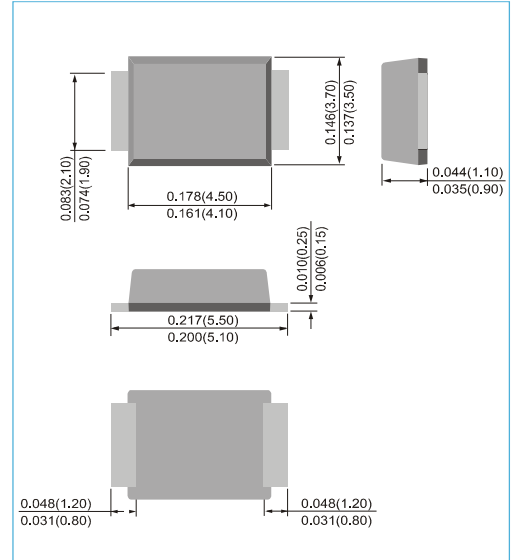
SMBF Unit : inch(mm)

FEATURES

- Plastic package has Underwriters Laboratory Flammability Classification 94V-O
- For surface mounted applications
- Ultra thin profile package for space constrained utilization
- Package suitable for automated handling
- Low power loss, high efficiency
- High surge capacity
- Lead free in compliance with EU RoHS 2011/65/EU directive
- Green molding compound as per IEC61249 Std. . (Halogen Free)

MECHANICAL DATA

- Case: Plastic molded, SMBF
- Terminals: Solder plated, solderable per MIL-STD-750, Method 2026
- Approx. Weight: 0.0018 ounces, 0.05 grams
- Polarity: Color band denotes cathode end



MAXIMUM RATINGS($T_A=25^{\circ}\text{C}$ unless otherwise noted)

PARAMETER	SYMBOL	VALUE	UNIT
Maximum repetitive peak reverse voltage	V_{RRM}	45	V
Maximum rms voltage	V_{RMS}	32	V
Maximum dc blocking voltage	V_R	45	V
Maximum average forward rectified current	$I_{F(AV)}$	5	A
Peak forward surge current : 8.3ms single half sine-wave superimposed on rated load	I_{FSM}	150	A
Typical thermal resistance	$R_{\theta JL}$ $R_{\theta JC}$ $R_{\theta JA}$	27 12 135	$^{\circ}\text{C}/\text{W}$
Typical junction capacitance ($V_R=4\text{V}$, $f=1\text{MHz}$)	C_J	500	pF
Operating junction temperature range	T_J	-55 to + 150	$^{\circ}\text{C}$
Storage temperature range	T_{STG}	-55 to + 150	$^{\circ}\text{C}$

NOTES : 1.Mounted on a FR4 PCB, single-sided copper, with 100cm² copper pad area.
2.Mounted on a FR4 PCB, single-sided copper, mini pad.



SRM54AVF

ELECTRICAL CHARACTERISTICS($T_A=25^{\circ}\text{C}$ unless otherwise noted)

PARAMETER	SYMBOL	TEST CONDITIONS	MIN.	TYP.	MAX.	UNIT
Breakdown voltage	V_{BR}	$I_R=0.5\text{mA}$ $T_J=25^{\circ}\text{C}$	45	-	-	V
Instantaneous forward voltage	V_F	$I_F=1\text{A}$ $T_J=25^{\circ}\text{C}$	-	0.3	-	V
		$I_F=5\text{A}$ $T_J=25^{\circ}\text{C}$	-	0.39	0.43	V
		$I_F=1\text{A}$ $T_J=125^{\circ}\text{C}$	-	0.21	-	V
		$I_F=5\text{A}$ $T_J=125^{\circ}\text{C}$	-	0.35	-	V
Reverse current	I_R	$V_R=36\text{V}$ $T_J=25^{\circ}\text{C}$	-	70	-	μA
		$V_R=45\text{V}$ $T_J=25^{\circ}\text{C}$ $T_J=125^{\circ}\text{C}$	-	-	210	μA
			-	19	-	mA



SRM54AVF

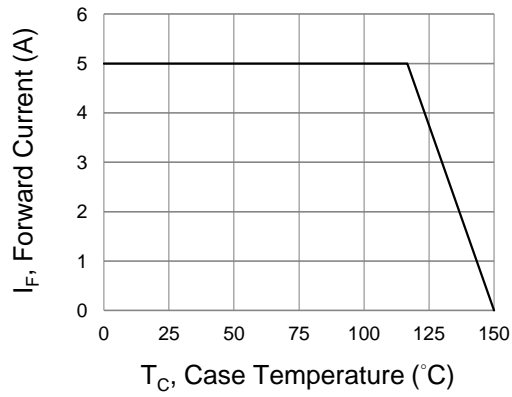


Fig.1 Forward Current Derating Curve

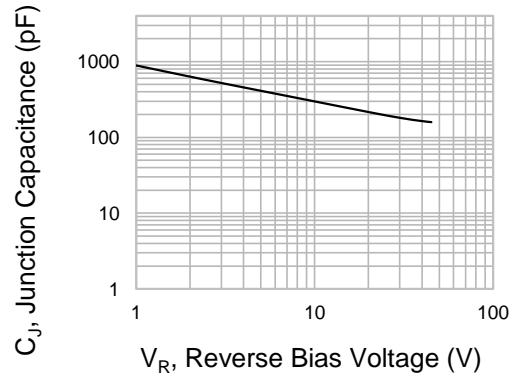


Fig.2 Typical Junction Capacitance

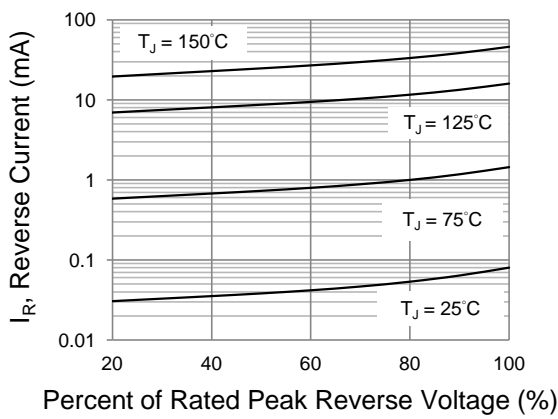


Fig.3 Typical Reverse Characteristics

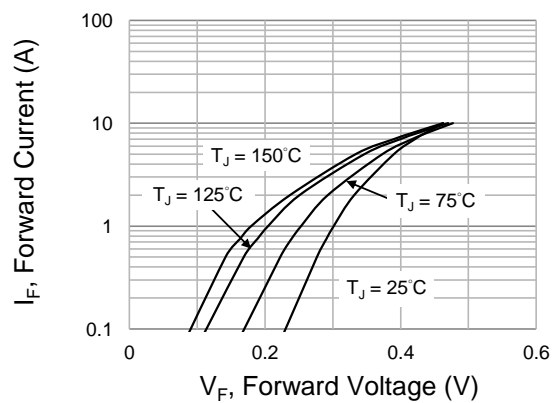


Fig.4 Typical Forward Characteristics

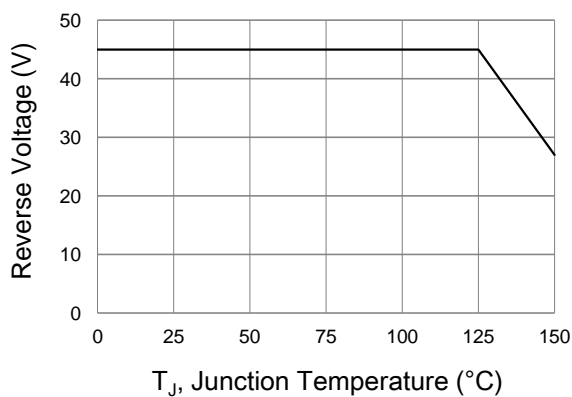
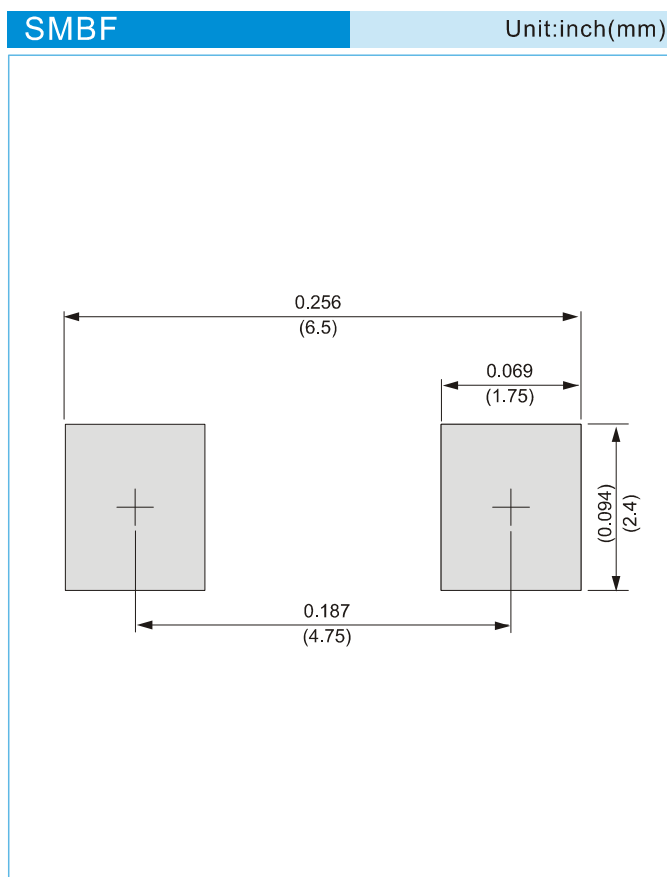


Fig.5 Operating Temperature Derating Curve



SRM54AVF

MOUNTING PAD LAYOUT



ORDER INFORMATION

- Packing information
T/R - 5K per 13" plastic Reel



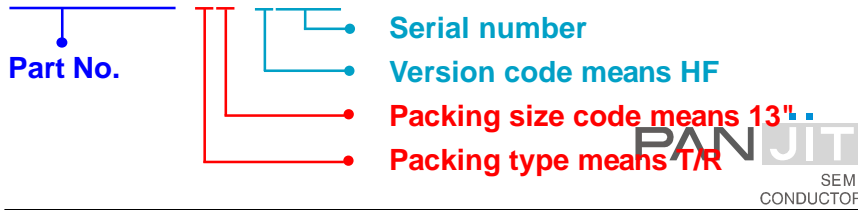
SRM54AVF

Part No_packing code_Version

SRM54AVF_R2_00001

For example :

RB500V-40_R2_00001



Packing Code XX				Version Code XXXXX		
Packing type	1 st Code	Packing size code	2 nd Code	HF or RoHS	1 st Code	2 nd ~5 th Code
Tape and Ammunition Box (T/B)	A	N/A	0	HF	0	serial number
Tape and Reel (T/R)	R	7"	1	RoHS	1	serial number
Bulk Packing (B/P)	B	13"	2			
Tube Packing (T/P)	T	26mm	X			
Tape and Reel (Right Oriented) (TRR)	S	52mm	Y			
Tape and Reel (Left Oriented) (TRL)	L	PANASERT T/B CATHODE UP (PBCU)	U			
FORMING	F	PANASERT T/B CATHODE DOWN (PBCD)	D			



SRM54AVF

Disclaimer

- Reproducing and modifying information of the document is prohibited without permission from Panjit International Inc..
- Panjit International Inc. reserves the rights to make changes of the content herein the document anytime without notification. Please refer to our website for the latest document.
- Panjit International Inc. disclaims any and all liability arising out of the application or use of any product including damages incidentally and consequentially occurred.
- Panjit International Inc. does not assume any and all implied warranties, including warranties of fitness for particular purpose, non-infringement and merchantability.
- Applications shown on the herein document are examples of standard use and operation. Customers are responsible in comprehending the suitable use in particular applications. Panjit International Inc. makes no representation or warranty that such applications will be suitable for the specified use without further testing or modification.
- The products shown herein are not designed and authorized for equipments requiring high level of reliability or relating to human life and for any applications concerning life-saving or life-sustaining, such as medical instruments, transportation equipment, aerospace machinery et cetera. Customers using or selling these products for use in such applications do so at their own risk and agree to fully indemnify Panjit International Inc. for any damages resulting from such improper use or sale.
- Since Panjit uses lot number as the tracking base, please provide the lot number for tracking when complaining.

单击下面可查看定价，库存，交付和生命周期等信息

[>>Panjit\(强茂\)](#)