



PJE5V0U8TB6

Low Capacitance ESD Protection

V_{RWM}

5 V

Features

- IEC61000-4-2(ESD): ±17kV Air, ±12kV Contact Compliance
- IEC61000-4-4(EFT): 40A(5/50nS)
- IEC61000-4-5(Lightning): 5A(8/20μS)
- Low leakage current, maximum 1μA at rated voltage
- Lead free in compliance with EU RoHS 2.0
- Green molding compound as per IEC 61249 standard

Mechanical Data

- Case: SOT-563, Plastic
- Terminals: Solderable per MIL-STD-750, Method 2026
- Approx. Weight: 0.0026 grams

Applications

- USB2.0 Data Line and Power Line Protection
- Video Graphics Cards
- Monitors and Flat Panel Displays Notebook computers
- Digital Video Interface(DVI)
- 10/100/1000 Ethernet
- ATM Interfaces
- Control Signal Lines Protection

SOT-563

Unit : inch(mm)

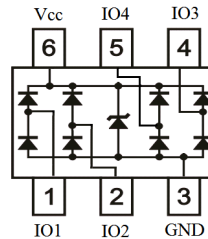
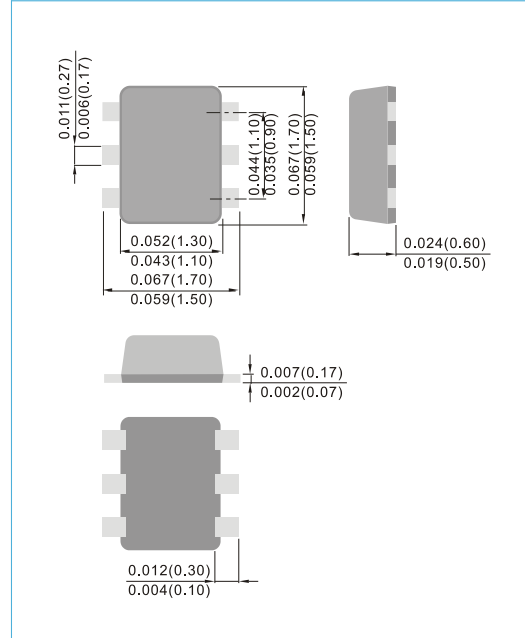


Fig.204(Top View)

Maximum Ratings (T_A=25°C unless otherwise noted)

PARAMETER	SYMBOL	LIMIT	UNITS
ESD IEC61000-4-2(Air)	V _{ESD}	±17	kV
ESD IEC61000-4-2(Contact)		±12	
Operating Junction Temperature	T _J	-55 to +150	°C
Storage Temperature Range	T _{STG}	-55 to +150	°C



PJE5V0U8TB6

Electrical Characteristics (T_A=25°C unless otherwise noted)

PARAMETER	SYMBOL	TEST CONDITION	MIN.	TYP.	MAX.	UNITS
Reverse Stand-Off Voltage (Note 1)	V _{RWM}	-	-	-	5	V
Reverse Breakdown Voltage	V _{BR}	I _{BR} =1mA, PIN 6 to GND	6	-	10	V
Reverse Leakage Current	I _R	V _R =5V, I/O to GND	-	-	1	μA
Clamping Voltage	V _{CL}	I _{PP} =1A, t _P =8/20μs, any I/O pin to GND	-	-	15	V
		I _{PP} =5A, t _P =8/20μs, any I/O pin to GND	-	-	35	
Off State Junction Capacitance	C _J	0Vdc Bias f=1MHz, Between any I/O pins to GND	-	-	0.8	pF
		0Vdc Bias f=1MHz, Between any I/O pins	-	-	0.4	

NOTES :

1. A transient suppressor is selected according to the working peak reverse voltage(V_{RWM}), Which should be equal to or greater than the DC or continuous peak operation voltage level.



PJE5V0U8TB6

TYPICAL CHARACTERISTIC CURVES

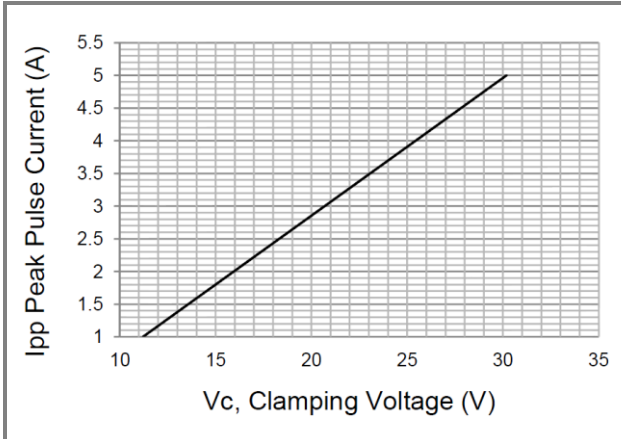


Fig.1 Typical Peak Clamping Voltage(8/20μs)

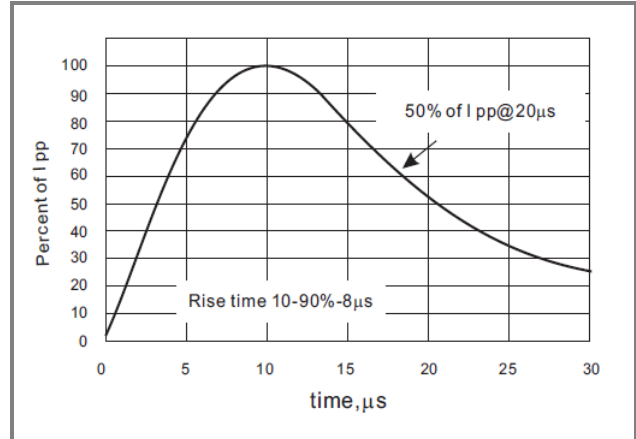


Fig.2 8/20μs Pulse Waveform



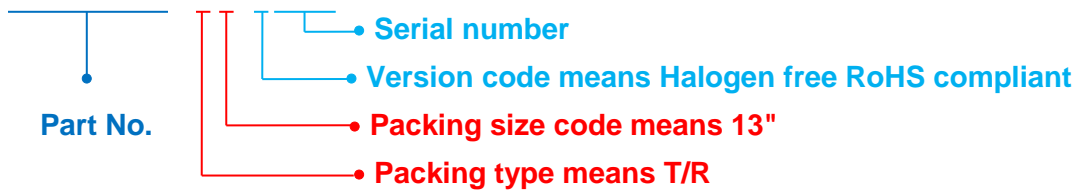
PJE5V0U8TB6

PART NO. PACKING CODE VERSION

Part No. Packing Code	Package Type	Packing Type	Marking	Version
PJE5V0U8TB6_R1_00001	SOT-563	4K pcs / 7" reel	U8	Halogen free RoHS compliant
PJE5V0U8TB6_R2_00001	SOT-563	10K pcs / 13" reel	U8	Halogen free RoHS compliant
PJE5V0U8TB6_R1_00002	SOT-563	8K pcs / 7" reel	U8	Halogen free RoHS compliant
PJE5V0U8TB6_R2_00002	SOT-563	20K pcs / 13" reel	U8	Halogen free RoHS compliant

For example :

RB500V-40_R2_00001



Packing Code XX				Version Code X		Serial number XXXX
Packing type	1 st Code	Packing size code	2 nd Code	HSF Level	1 st Code	2 nd _5 th Code
Tape and Ammunition Box (T/B)	A	N/A	0	Halogen free RoHS compliant	0	serial number
Tape and Reel (T/R)	R	7"	1	RoHS compliant	1	serial number
Bulk Packing (B/P)	B	13"	2			
Tube Packing (T/P)	T	26mm	X			
Tape and Reel (Right Oriented) (TRR)	S	52mm	Y			
Tape and Reel (Left Oriented) (TRL)	L	PANASERT T/B CATHODE UP (PBCU)	U			
FORMING	F	PANASERT T/B CATHODE DOWN (PBCD)	D			

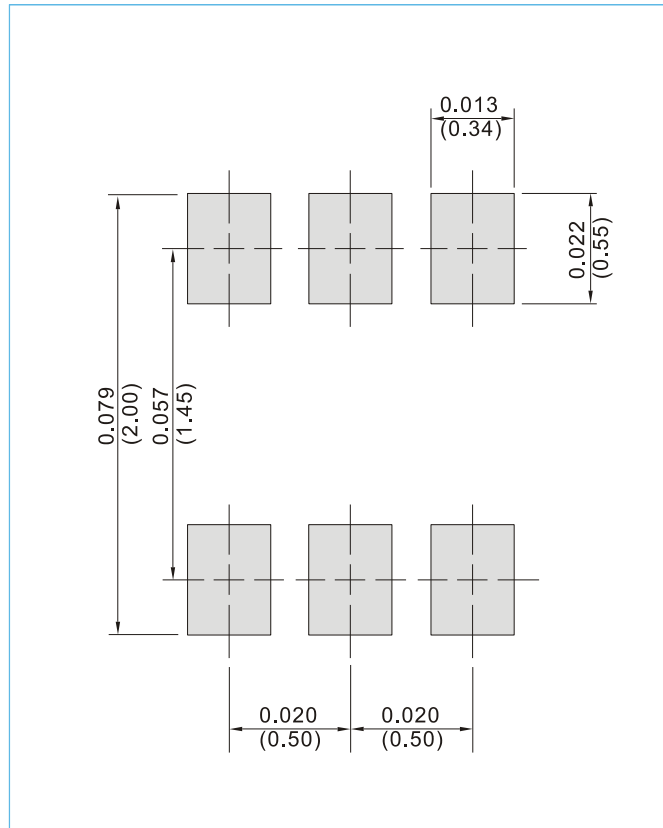


PJE5V0U8TB6

MOUNTING PAD LAYOUT

SOT-563

Unit : inch(mm)





PJE5V0U8TB6

Disclaimer

- Reproducing and modifying information of the document is prohibited without permission from Panjit International Inc..
- Panjit International Inc. reserves the rights to make changes of the content herein the document anytime without notification. Please refer to our website for the latest document.
- Panjit International Inc. disclaims any and all liability arising out of the application or use of any product including damages incidentally and consequentially occurred.
- Panjit International Inc. does not assume any and all implied warranties, including warranties of fitness for particular purpose, non-infringement and merchantability.
- Applications shown on the herein document are examples of standard use and operation. Customers are responsible in comprehending the suitable use in particular applications. Panjit International Inc. makes no representation or warranty that such applications will be suitable for the specified use without further testing or modification.
- The products shown herein are not designed and authorized for equipments requiring high level of reliability or relating to human life and for any applications concerning life-saving or life-sustaining, such as medical instruments, transportation equipment, aerospace machinery et cetera. Customers using or selling these products for use in such applications do so at their own risk and agree to fully indemnify Panjit International Inc. for any damages resulting from such improper use or sale.
- Since Panjit uses lot number as the tracking base, please provide the lot number for tracking when complaining.

单击下面可查看定价，库存，交付和生命周期等信息

[>>Panjit\(强茂\)](#)