

1N5221B~1N5266B

SILICON ZENER DIODES

VOLTAGE 2.4 to 68 Volt

POWER 500 mWatt

DO-35

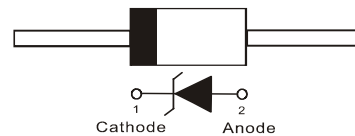
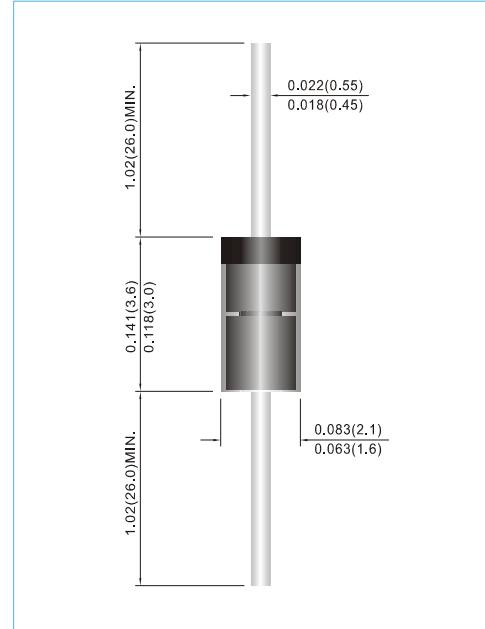
Unit : inch(mm)

FEATURES

- Planar Die construction
- 500mW Power Dissipation
- Ideally Suited for Automated Assembly Processes
- Lead free in compliance with EU RoHS 2.0

MECHANICAL DATA

- Case: Molded Glass DO-35
- Terminals: Solderable per MIL-STD-750, Method 2026
- Polarity: See Diagram Below
- Approx. Weight: 0.005 ounces, 0.13 grams
- Ordering information: Suffix : " -35 " to order DO-35 Package
- Packing information
 - B - 2K per Bulk box
 - T/R - 10K per 15" plastic Reel
 - T/B - 5K per horiz. tape & Ammo box



MAXIMUM RATINGS AND ELECTRICAL CHARACTERISTICS

Parameter	Symbol	Value	Units
Power Dissipation at $T_A = 25^\circ\text{C}$	P_{TOT}	500	mW
Junction Temperature	T_J	175	$^\circ\text{C}$
Storage Temperature Range	T_{STG}	-65 to +175	$^\circ\text{C}$

Valid provided that leads at a distance of 8mm from case are kept at ambient temperature.

Parameter	Symbol	Min.	Typ.	Max.	Units
Thermal Resistance Junction to Ambient Air	$R_{\theta JA}$	--	--	0.3*	$^\circ\text{C}/\text{mW}$
Forward Voltage at $I_F = 200\text{mA}$	V_F	--	--	1.1	V

*Valid provided that leads at a distance of 10 mm from case are kept at ambient temperature.

1N5221B~1N5266B

Part Number	Nominal Zener Voltage			Max. Zener Impedance				Max Reverse Leakage Current		Marking code
	V _Z @ I _{ZT}			Z _{ZT} @ I _{ZT}		Z _{ZK} @ I _{ZK}		I _R @ V _R		
	Nom. V	Min. V	Max. V	Ω	mA	Ω	mA	μA	V	
1N5221B	2.4	2.28	2.52	30	20	1200	0.25	100	1	1N5221B
1N5222B	2.5	2.38	2.63	30	20	1250	0.25	100	1	1N5222B
1N5223B	2.7	2.57	2.84	30	20	1300	0.25	75	1	1N5223B
1N5224B	2.8	2.66	2.94	30	20	1400	0.25	75	1	1N5224B
1N5225B	3	2.85	3.15	29	20	1600	0.25	50	1	1N5225B
1N5226B	3.3	3.14	3.47	28	20	1600	0.25	25	1	1N5226B
1N5227B	3.6	3.42	3.78	24	20	1700	0.25	15	1	1N5227B
1N5228B	3.9	3.71	4.1	23	20	1900	0.25	10	1	1N5228B
1N5229B	4.3	4.09	4.52	22	20	2000	0.25	5	1	1N5229B
1N5230B	4.7	4.47	4.94	19	20	1900	0.25	5	2	1N5230B
1N5231B	5.1	4.85	5.36	17	20	1600	0.25	5	2	1N5231B
1N5232B	5.6	5.32	5.88	11	20	1600	0.25	5	3	1N5232B
1N5233B	6.0	5.7	6.3	7	20	1600	0.25	5	3.5	1N5233B
1N5234B	6.2	5.89	6.51	7	20	1000	0.25	5	4	1N5234B
1N5235B	6.8	6.46	7.14	5	20	750	0.25	3	5	1N5235B
1N5236B	7.5	7.13	7.88	6	20	500	0.25	3	6	1N5236B
1N5237B	8.2	7.79	8.61	8	20	500	0.25	3	6.5	1N5237B
1N5238B	8.7	8.27	9.14	8	20	600	0.25	3	6.5	1N5238B
1N5239B	9.1	8.65	9.56	10	20	600	0.25	3	7	1N5239B
1N5240B	10	9.5	10.5	17	20	600	0.25	3	8	1N5240B
1N5241B	11	10.45	11.55	22	20	600	0.25	2	8.4	1N5241B
1N5242B	12	11.4	12.6	30	20	600	0.25	1	9.1	1N5242B
1N5243B	13	12.35	13.65	13	9.5	600	0.25	0.5	9.9	1N5243B
1N5244B	14	13.3	14.7	15	9	600	0.25	0.1	10	1N5244B
1N5245B	15	14.25	15.75	16	8.5	600	0.25	0.1	11	1N5245B
1N5246B	16	15.2	16.8	17	7.8	600	0.25	0.1	12	1N5246B
1N5247B	17	16.15	17.85	19	7.4	600	0.25	0.1	13	1N5247B
1N5248B	18	17.1	18.9	21	7	600	0.25	0.1	14	1N5248B
1N5249B	19	18.05	19.95	23	6.6	600	0.25	0.1	14	1N5249B
1N5250B	20	19	21	25	6.2	600	0.25	0.1	15	1N5250B
1N5251B	22	20.9	23.1	29	5.6	600	0.25	0.1	17	1N5251B
1N5252B	24	22.8	25.2	33	5.2	600	0.25	0.1	18	1N5252B
1N5253B	25	23.75	26.25	35	5	600	0.25	0.1	19	1N5253B
1N5254B	27	25.65	28.35	41	4.6	600	0.25	0.1	21	1N5254B
1N5255B	28	26.6	29.4	44	4.5	600	0.25	0.1	21	1N5255B
1N5256B	30	28.5	31.5	49	4.2	600	0.25	0.1	23	1N5256B
1N5257B	33	31.35	34.65	58	3.8	700	0.25	0.1	25	1N5257B
1N5258B	36	34.2	37.8	70	3.4	700	0.25	0.1	27	1N5258B
1N5259B	39	37.05	40.95	80	3.2	800	0.25	0.1	30	1N5259B
1N5260B	43	40.85	45.15	93	3	900	0.25	0.1	33	1N5260B
1N5261B	47	44.65	49.35	150	2.7	1000	0.25	0.1	36	1N5261B
1N5262B	51	48.45	53.55	125	2.5	1100	0.25	0.1	39	1N5262B
1N5263B	56	53.2	58.8	150	2.2	1300	0.25	0.1	43	1N5263B
1N5264B	60	57	63	170	2.1	1400	0.25	0.1	46	1N5264B
1N5265B	62	58.9	65.1	185	2	1400	0.25	0.1	47	1N5265B
1N5266B	68	64.6	71.4	230	1.8	1600	0.25	0.1	52	1N5266B

1N5221B~1N5266B

RATING AND CHARACTERISTIC CURVES



FIG. 1 POWER DERATING CURVE

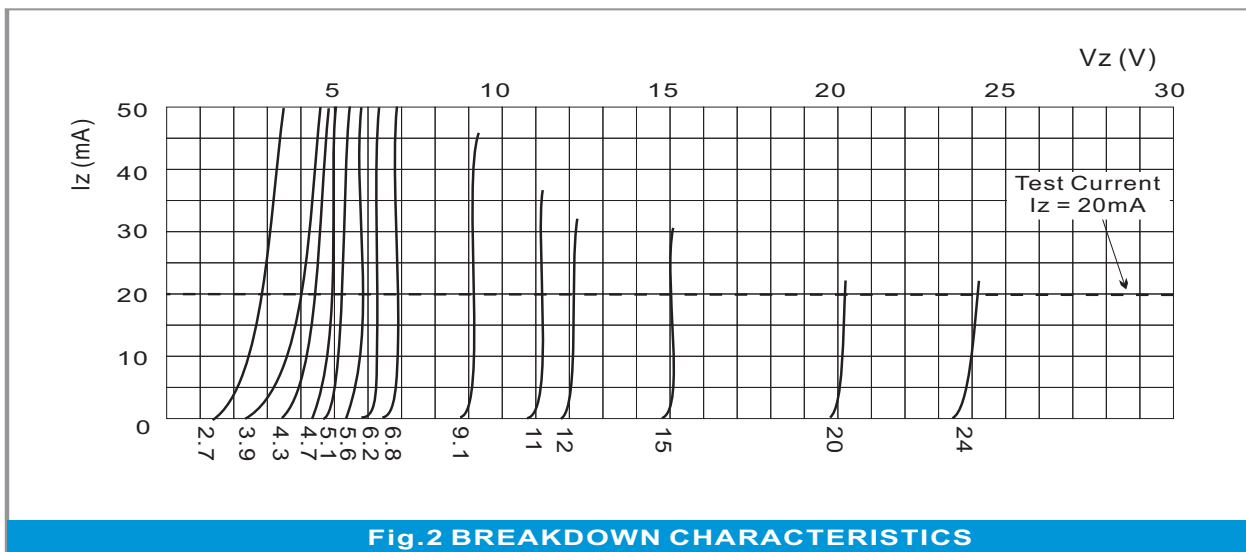


Fig.2 BREAKDOWN CHARACTERISTICS

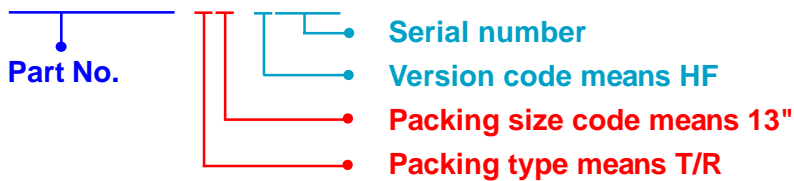
1N5221B~1N5266B

Part No_packing code_Version

1N5221B_AX_10001
 1N5221B_AY_10001
 1N5221B_R2_10001
 1N5221B_B0_10001

For example :

RB500V-40_R2_00001



Packing Code XX				Version Code XXXXX		
Packing type	1 st Code	Packing size code	2 nd Code	HF or RoHS	1 st Code	2 nd ~5 th Code
Tape and Ammunition Box (T/B)	A	N/A	0	HF	0	serial number
Tape and Reel (T/R)	R	7"	1	RoHS	1	serial number
Bulk Packing (B/P)	B	13"	2			
Tube Packing (T/P)	T	26mm	X			
Tape and Reel (Right Oriented) (TRR)	S	52mm	Y			
Tape and Reel (Left Oriented) (TRL)	L	PANASERT T/B CATHODE UP (PBCU)	U			
FORMING	F	PANASERT T/B CATHODE DOWN (PBCD)	D			

1N5221B~1N5266B

Disclaimer

- Reproducing and modifying information of the document is prohibited without permission from Panjit International Inc..
- Panjit International Inc. reserves the rights to make changes of the content herein the document anytime without notification. Please refer to our website for the latest document.
- Panjit International Inc. disclaims any and all liability arising out of the application or use of any product including damages incidentally and consequentially occurred.
- Panjit International Inc. does not assume any and all implied warranties, including warranties of fitness for particular purpose, non-infringement and merchantability.
- Applications shown on the herein document are examples of standard use and operation. Customers are responsible in comprehending the suitable use in particular applications. Panjit International Inc. makes no representation or warranty that such applications will be suitable for the specified use without further testing or modification.
- The products shown herein are not designed and authorized for equipments requiring high level of reliability or relating to human life and for any applications concerning life-saving or life-sustaining, such as medical instruments, transportation equipment, aerospace machinery et cetera. Customers using or selling these products for use in such applications do so at their own risk and agree to fully indemnify Panjit International Inc. for any damages resulting from such improper use or sale.
- Since Panjit uses lot number as the tracking base, please provide the lot number for tracking when complaining.

单击下面可查看定价，库存，交付和生命周期等信息

[>>Panjit\(强茂\)](#)