



BAT54W SERIES

SURFACE MOUNT SCHOTTKY BARRIER

VOLTAGE 30 Volt **CURRENT** 0.2 Ampere

FEATURES

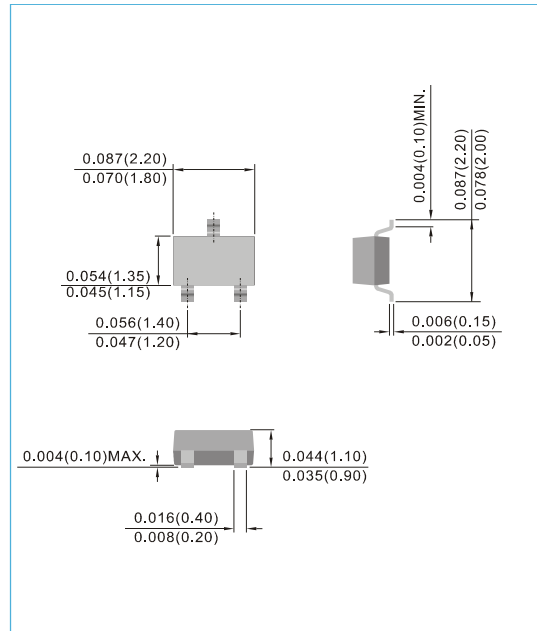
- Low turn-on voltage
- Fast switching
- PN Junction Guard Ring for Transient and ESD Protection.
- Lead free in compliance with EU RoHS 2011/65/EU directive
- Green molding compound as per IEC61249 Std. . (Halogen Free)

MECHANICAL DATA

- Case: SOT-323, Plastic
- Terminals: Solderable per MIL-STD-750, Method 2026
- Approx. Weight: 0.0002 ounces, 0.005 grams

SOT-323

Unit : inch(mm)



MAXIMUM RATINGS AND ELECTRICAL CHARACTERISTICS (T_A=25°C unless otherwise noted)

PARAMETER	SYMBOL	BAT54W	BAT54AW	BAT54CW	BAT54SW	UNITS
Peak Repetitive Reverse Voltage	V _{RRM}	30				V
Maximum Average Forward Current	I _{F(AV)}	0.2				A
Peak Forward Surge Current, 1s	I _{FSM}	0.6				A
Maximum Instantaneous Forward Voltage	V _F	0.32 0.6				V
Power Dissipation	P _D	200				mW
Maximum DC Reverse Current at Rated DC Blocking Voltage@V _R =25V	I _R	2				μA
Junction Capacitance : at V _R =1V	C _J	10				pF
Thermal Resistance, Junction to Ambient	R _{θJA}	635				°C/ W
Operating Junction and Storage Temperature Range	T _J , T _{STG}	-55 to +125				°C
Circuit Figure		Single	Common Anode	Common Cathode	Series	

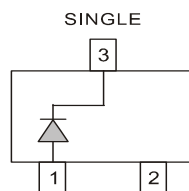


FIG. 14(TOP VIEW)

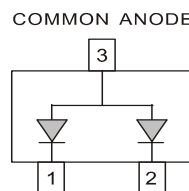


FIG. 15(TOP VIEW)

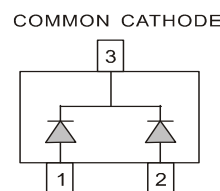


FIG. 16(TOP VIEW)

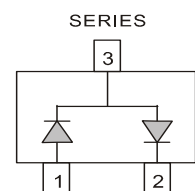


FIG. 17(TOP VIEW)



BAT54W SERIES

TYPICAL CHARACTERISTIC CURVES

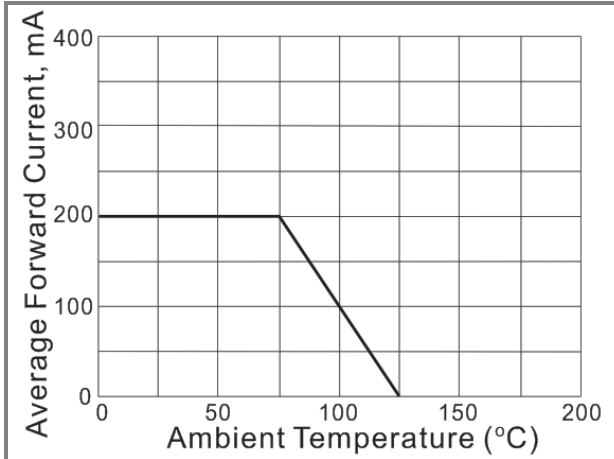


Fig.1 Forward Current Derating Curve

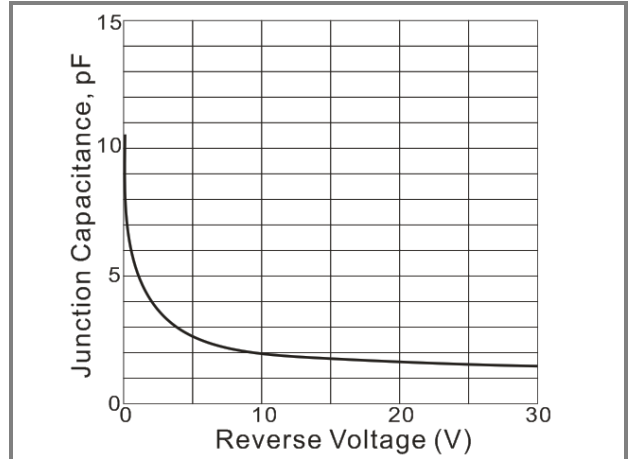


Fig.2 Typical Junction Capacitance

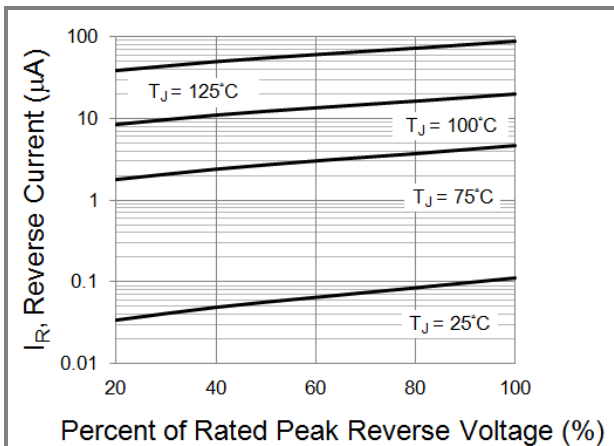


Fig.3 Typical Reverse Characteristics

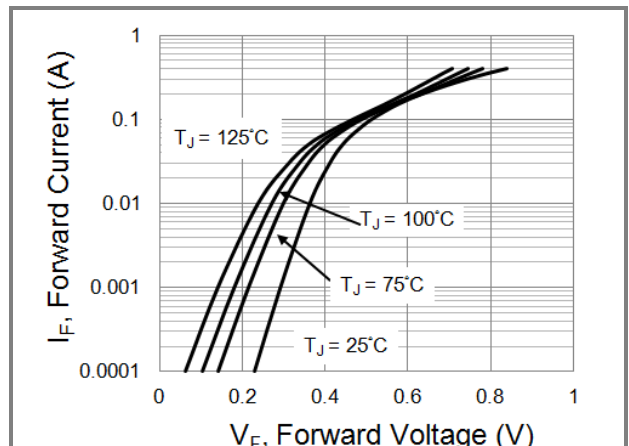


Fig.4 Typical Forward Characteristics

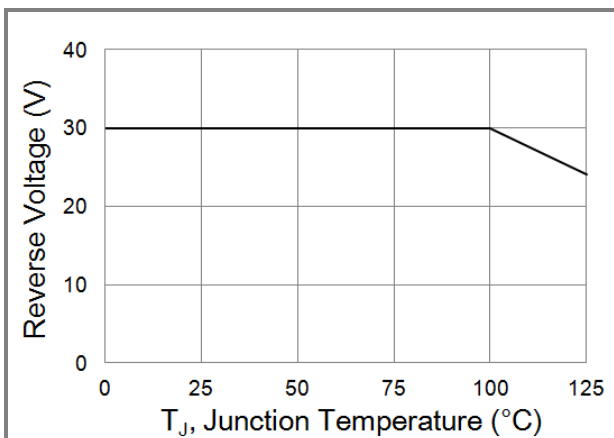


Fig.5 Operating Temperature Derating Curve

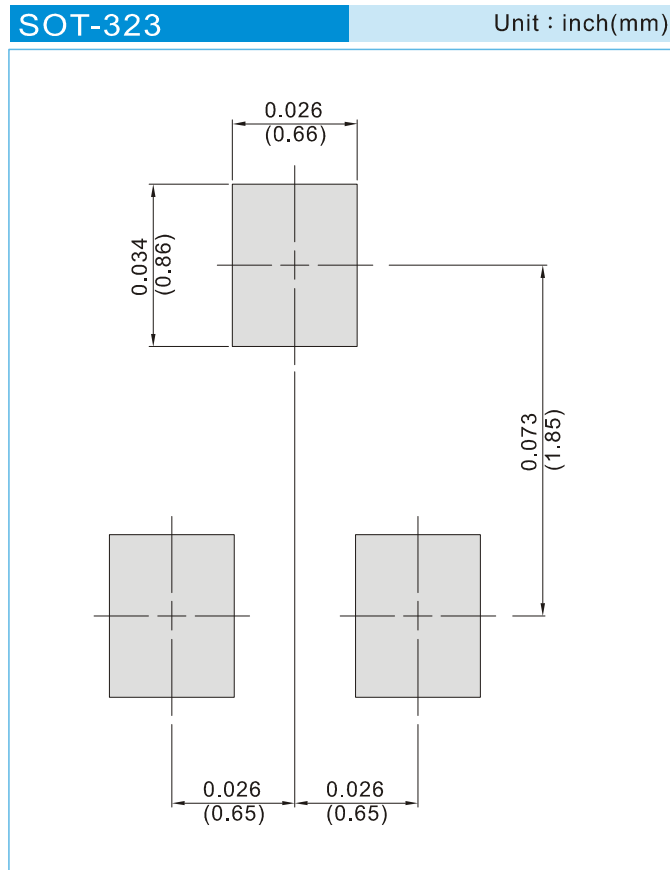


BAT54W SERIES

PART NO PACKING CODE VERSION

Part No Packing Code	Package Type	Packing Type	Marking	Version
BAT54W_R1_00001	SOT-323	3K pcs / 7" reel	L4	Halogen free
BAT54W_R2_00001	SOT-323	12K pcs / 13" reel	L4	Halogen free
BAT54AW_R1_00001	SOT-323	3K pcs / 7" reel	L42	Halogen free
BAT54AW_R2_00001	SOT-323	12K pcs / 13" reel	L42	Halogen free
BAT54CW_R1_00001	SOT-323	3K pcs / 7" reel	L43	Halogen free
BAT54CW_R2_00001	SOT-323	12K pcs / 13" reel	L43	Halogen free
BAT54SW_R1_00001	SOT-323	3K pcs / 7" reel	L44	Halogen free
BAT54SW_R2_00001	SOT-323	12K pcs / 13" reel	L44	Halogen free

MOUNTING PAD LAYOUT





BAT54W SERIES

Disclaimer

- Reproducing and modifying information of the document is prohibited without permission from Panjit International Inc..
- Panjit International Inc. reserves the rights to make changes of the content herein the document anytime without notification. Please refer to our website for the latest document.
- Panjit International Inc. disclaims any and all liability arising out of the application or use of any product including damages incidentally and consequentially occurred.
- Panjit International Inc. does not assume any and all implied warranties, including warranties of fitness for particular purpose, non-infringement and merchantability.
- Applications shown on the herein document are examples of standard use and operation. Customers are responsible in comprehending the suitable use in particular applications. Panjit International Inc. makes no representation or warranty that such applications will be suitable for the specified use without further testing or modification.
- The products shown herein are not designed and authorized for equipments requiring high level of reliability or relating to human life and for any applications concerning life-saving or life-sustaining, such as medical instruments, transportation equipment, aerospace machinery et cetera. Customers using or selling these products for use in such applications do so at their own risk and agree to fully indemnify Panjit International Inc. for any damages resulting from such improper use or sale.
- Since Panjit uses lot number as the tracking base, please provide the lot number for tracking when complaining.

单击下面可查看定价，库存，交付和生命周期等信息

[>>Panjit\(强茂\)](#)