



SURFACE MOUNT TRIPLE SCHOTTKY DIODES

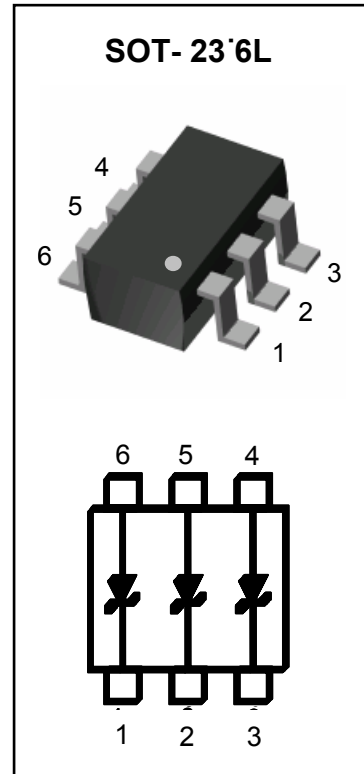
This device features three electrically-isolated Schottky diodes housed in a very small SOT-23 6L package. It is ideal for applications where board space is at a premium.

FEATURES

- Low reverse leakage current (guaranteed <math><0.98\mu\text{A}</math> @ 25V)
- Reverse voltage rating of 40V
- Lead-free plating (100% matte tin finish)
- '0UXZY'jb'Vta d'JUbW'k Jh '9I 'Fc<G'&\$%#) #0I 'XJfYW'j Y'
- ; fYyb'a c`XJ]b['Vta dci bX'Ug'dYf'97 *%&(- 'GHX''f'k Uc[Yb': fYYL

APPLICATIONS

- Mobile phones and accessories
- Video game consoles connector ports
- PDA's



Device Marking: 731

MAXIMUM RATINGS (Per Diode) $T_J = 25^\circ\text{C}$ Unless otherwise noted

Rating	Symbol	Value	Units
Repetitive Peak Reverse Voltage	V_{RRM}	40	V
Continuous Reverse Voltage	V_R	40	V
Average Rectified Forward Current	I_O	30	mA
Non-repetitive Peak Forward Current (60Hz, 1 cycle)	I_{FSM}	200	mA
Total Power Dissipation (Note 1)	P_{tot}	225	mW
Operating Junction Temperature Range	T_J	-55 to 125	$^\circ\text{C}$
Storage Temperature Range	T_{stg}	-65 to 150	$^\circ\text{C}$

Note 1. FR-4 Board 70 x 60 x 1mm.

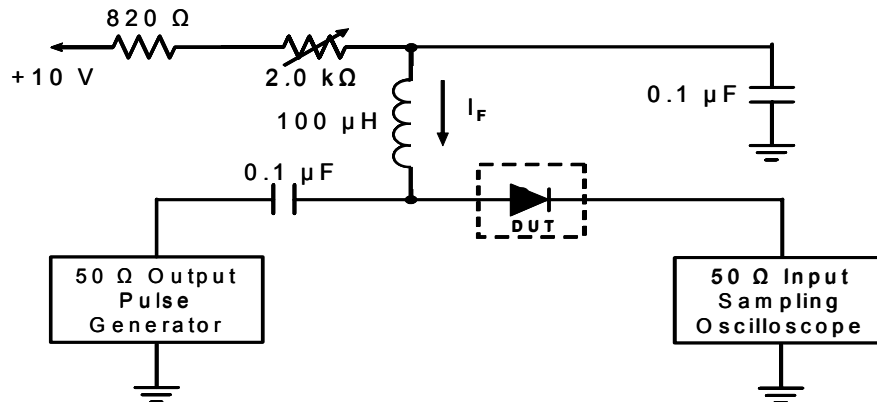
THERMAL CHARACTERISTICS

Characteristic	Symbol	Value	Units
Thermal Resistance, Junction to Ambient	$R_{\theta JA}$	556	$^\circ\text{C/W}$

ELECTRICAL CHARACTERISTICS (Per Diode) $T_j = 25^\circ\text{C}$ Unless otherwise noted

Parameter	Symbol	Conditions	Min	Typ	Max	Units
Breakdown Voltage (Note 1)	V_{BR}	$I_{BR} = 10\mu\text{A}$	40	-	-	V
Forward Voltage (Note 1)	V_F	$I_F = 1\text{mA}$	-	-	370	mV
Reverse Leakage Current (Note 1)	I_R	$V_R = 25\text{V}$	-	-	0.98	μA
Total Capacitance	C_T	1Vdc Bias, $f = 1\text{MHz}$	-	2.0	5.0	pF
Reverse Recovery Time (See Figure 1)	t_{rr}	$I_F = 10\text{mA}$, $I_R = 10\text{mA}$ $R_L = 100\text{ Ohms}$; measured at $I_{R\text{rec}} = 1\text{mA}$	-	-	5.0	ns

Note 1. Short duration pulse to minimize self-heating effect



- Notes: 1. A 2.0k Ω variable resistor adjusted for a forward current (I_F) to 10mA
 2. Input pulse is adjusted to $I_{R(\text{peak})}$ is equal to 10mA

Figure 1. REVERSE RECOVERY TIME EQUIVALENT TEST CIRCUIT

TYPICAL CHARACTERISTIC CURVES (Per Diode)

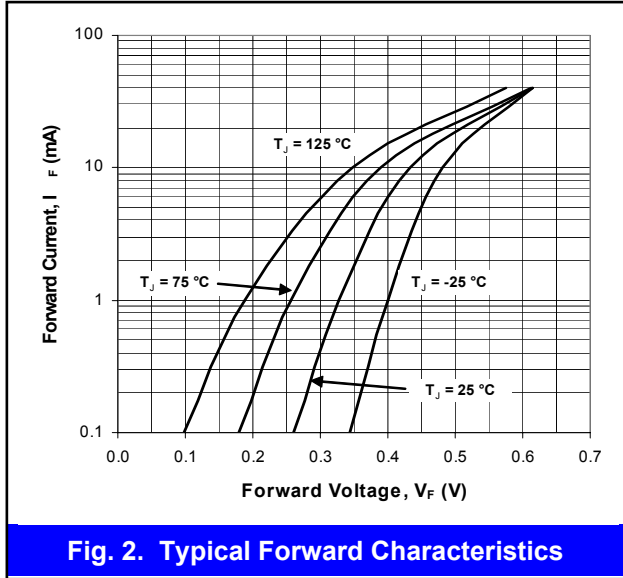


Fig. 2. Typical Forward Characteristics

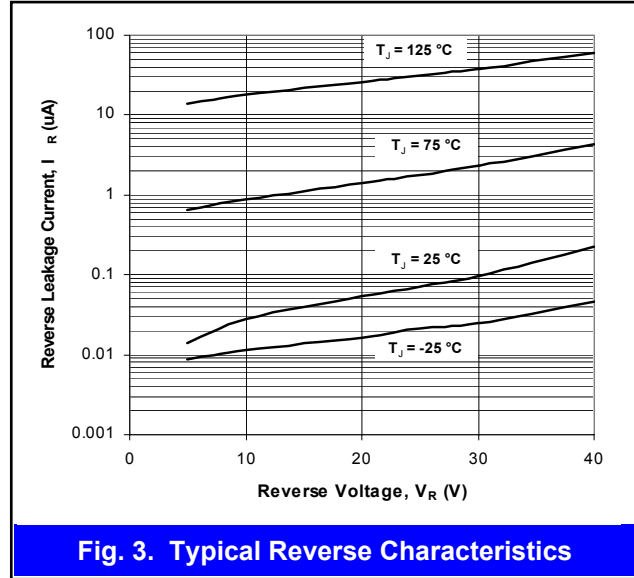


Fig. 3. Typical Reverse Characteristics

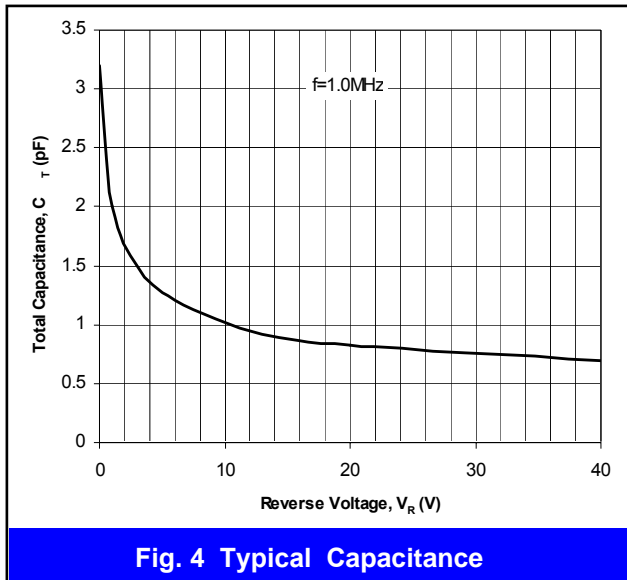


Fig. 4 Typical Capacitance

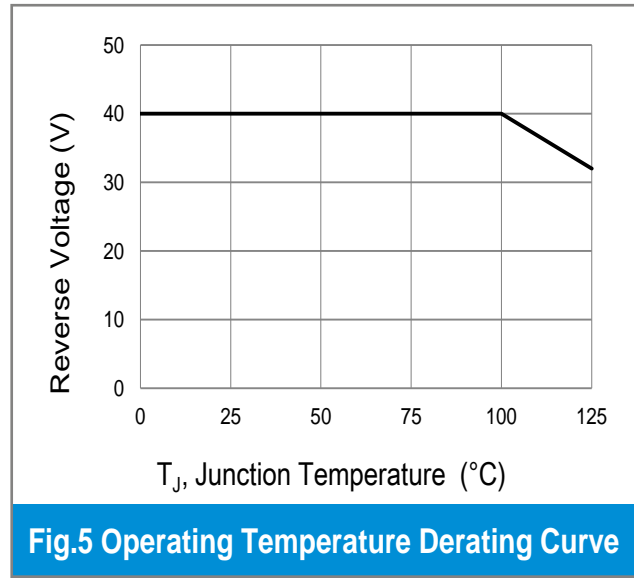
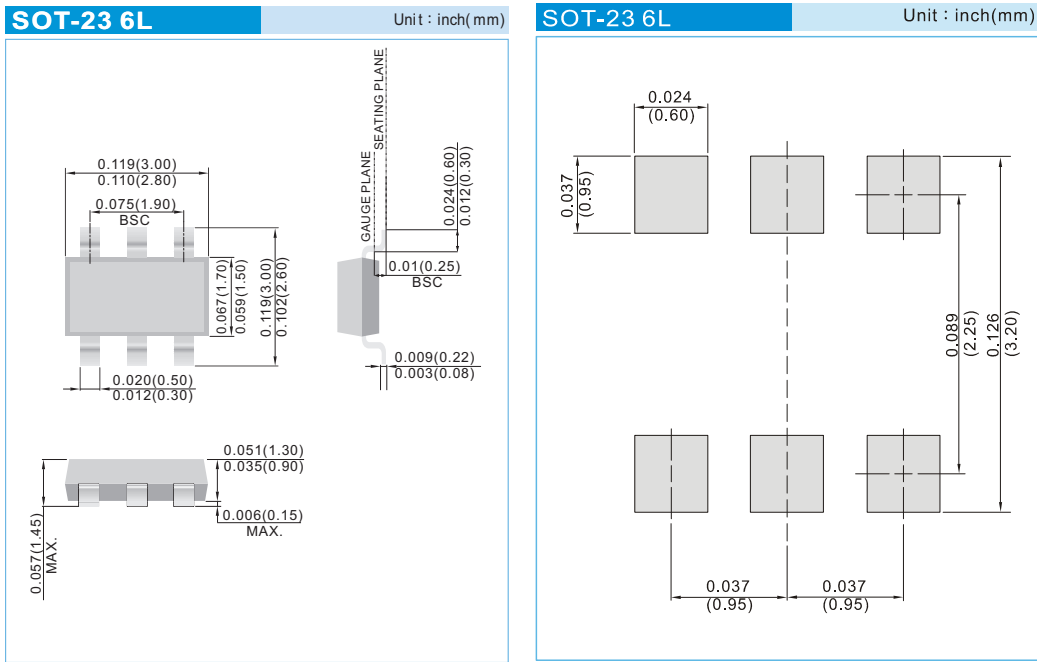


Fig.5 Operating Temperature Derating Curve

PACKAGE LAYOUT AND SUGGESTED PAD DIMENSIONS

ORDERING INFORMATION

RB731U T/R7 - 7" reel, 3K units per reel

RB731U T/R13 - 13" reel, 10K units per reel



F6+' %

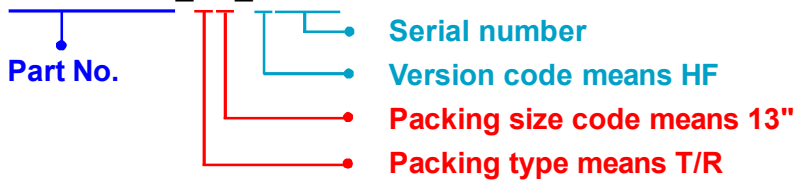
Part No_packing code_Version

RB731U_R1_00001

RB731U_R2_00001

For example :

RB500V-40_R2_00001



Packing Code XX				Version Code XXXXX		
Packing type	1 st Code	Packing size code	2 nd Code	HF or RoHS	1 st Code	2 nd ~5 th Code
Tape and Ammunition Box (T/B)	A	N/A	0	HF	0	serial number
Tape and Reel (T/R)	R	7"	1	RoHS	1	serial number
Bulk Packing (B/P)	B	13"	2			
Tube Packing (T/P)	T	26mm	X			
Tape and Reel (Right Oriented) (TRR)	S	52mm	Y			
Tape and Reel (Left Oriented) (TRL)	L	PANASERT T/B CATHODE UP (PBCU)	U			
FORMING	F	PANASERT T/B CATHODE DOWN (PBCD)	D			



F6 +'

Disclaimer

- Reproducing and modifying information of the document is prohibited without permission from Panjit International Inc..
- Panjit International Inc. reserves the rights to make changes of the content herein the document anytime without notification. Please refer to our website for the latest document.
- Panjit International Inc. disclaims any and all liability arising out of the application or use of any product including damages incidentally and consequentially occurred.
- Panjit International Inc. does not assume any and all implied warranties, including warranties of fitness for particular purpose, non-infringement and merchantability.
- Applications shown on the herein document are examples of standard use and operation. Customers are responsible in comprehending the suitable use in particular applications. Panjit International Inc. makes no representation or warranty that such applications will be suitable for the specified use without further testing or modification.
- The products shown herein are not designed and authorized for equipments requiring high level of reliability or relating to human life and for any applications concerning life-saving or life-sustaining, such as medical instruments, transportation equipment, aerospace machinery et cetera. Customers using or selling these products for use in such applications do so at their own risk and agree to fully indemnify Panjit International Inc. for any damages resulting from such improper use or sale.
- Since Panjit uses lot number as the tracking base, please provide the lot number for tracking when complaining.

单击下面可查看定价，库存，交付和生命周期等信息

[>>Panjit\(强茂\)](#)