



AZ23C2V4-AU SERIES

DUAL SURFACE MOUNT ZENER DIODES

VOLTAGE 2.4 to 36 Volt **POWER** 300 mWatt

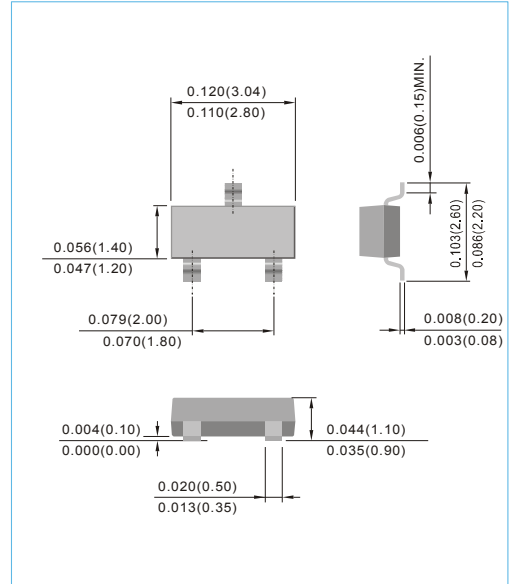
SOT-23 Unit : inch(mm)

FEATURES

- Dual Zeners in Common Anode Configuration
- 300mW Power Dissipation Rating
- Zener Voltages from 2.4~36V
- Ideally Suited for Automatic Insertion
- Common Cathode Style Available See DZ Series
- Acquire quality system certificate : TS16949
- AEC-Q101 qualified
- Lead free in compliance with EU RoHS 2011/65/EU directive
- Green molding compound as per IEC61249 Std. . (Halogen Free)

MECHANICAL DATA

- Case: SOT-23, Molded Plastic
- Terminals: Solderable per MIL-STD-750, Method 2026
- Approx. Weight: 0.0003 ounces, 0.008 grams

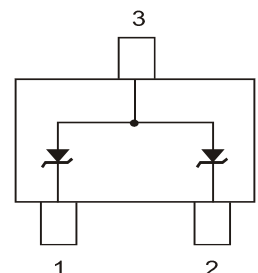


MAXIMUM RATINGS AND ELECTRICAL CHARACTERISTICS

PARAMETER	SYMBOL	VALUE	UNITS
Power Dissipation (Note 1)	P_D	300	mW
Thermal Resistance, Junction to Ambient Air (Note 1)	$R_{\theta JA}$	417	$^{\circ}C/W$
Operating Junction Temperature and Storage Temperature Range	T_J, T_{STG}	-55 to +150	$^{\circ}C$

NOTES :

1. Mounted on 5mm²(0.013mm thick) land areas.
2. Measured on 8.3ms, single half sine-wave or equivalent square wave, duty cycle = 4 pulses per minute maximum.





AZ23C2V4-AU SERIES

Part Number	Nominal Zener Voltage			Max. Zener Impedance				Max Reverse Leakage Current		Marking Code
	V _Z @ I _{ZT}			Z _{zT} @ I _{ZT}		Z _{zK} @ I _{zK}		I _R @ V _R		
	Nom. V	Min. V	Max. V	Ω	mA	Ω	mA	μA	V	
AZ23C2V4-AU	2.4	2.28	2.52	85	5.0	600	1.00	100	1.0	DO
AZ23C2V7-AU	2.7	2.57	2.84	83	5.0	600	1.00	75	1.0	DA
AZ23C3V0-AU	3.0	2.85	3.15	95	5.0	600	1.00	50	1.0	DB
AZ23C3V3-AU	3.3	3.14	3.47	95	5.0	600	1.00	25	1.0	DC
AZ23C3V6-AU	3.6	3.42	3.78	95	5.0	600	1.00	15	1.0	DD
AZ23C3V9-AU	3.9	3.71	4.10	95	5.0	600	1.00	10	1.0	DE
AZ23C4V3-AU	4.3	4.09	4.52	95	5.0	600	1.00	5.0	1.0	DF
AZ23C4V7-AU	4.7	4.47	4.94	78	5.0	500	1.00	5.0	1.0	DG
AZ23C5V1-AU	5.1	4.85	5.36	60	5.0	480	1.00	0.1	0.8	DH
AZ23C5V6-AU	5.6	5.32	5.88	40	5.0	400	1.00	0.1	1.0	DI
AZ23C6V2-AU	6.2	5.89	6.51	10	5.0	150	1.00	0.1	2.0	DJ
AZ23C6V8-AU	6.8	6.46	7.14	8	5.0	80	1.00	0.1	3.0	D11
AZ23C7V5-AU	7.5	7.13	7.88	7	5.0	80	1.00	0.1	5.0	D12
AZ23C8V2-AU	8.2	7.79	8.61	7	5.0	80	1.00	0.1	6.0	D13
AZ23C9V1-AU	9.1	8.65	9.56	10	5.0	100	1.00	0.1	7.0	D14
AZ23C10-AU	10	9.50	10.50	15	5.0	150	1.00	0.1	7.5	D15
AZ23C11-AU	11	10.45	11.55	20	5.0	150	1.00	0.1	8.5	D16
AZ23C12-AU	12	11.40	12.60	20	5.0	150	1.00	0.1	9.0	D17
AZ23C13-AU	13	12.35	13.65	25	5.0	170	1.00	0.1	10.0	D18
AZ23C15-AU	15	14.25	15.75	30	5.0	200	1.00	0.1	11.0	D19
AZ23C16-AU	16	15.20	16.80	40	5.0	200	1.00	0.1	12.0	D20
AZ23C18-AU	18	17.10	18.90	50	5.0	225	1.00	0.1	14.0	D21
AZ23C20-AU	20	19.00	21.00	50	5.0	225	1.00	0.1	15.0	D22
AZ23C22-AU	22	20.90	23.10	55	5.0	250	1.00	0.1	17.0	D23
AZ23C24-AU	24	22.80	25.20	80	5.0	250	1.00	0.1	18.0	D24
AZ23C27-AU	27	25.65	28.35	80	5.0	300	1.00	0.1	20.0	D25
AZ23C36-AU	36	34.20	37.80	90	5.0	350	1.00	0.1	27.0	D28



AZ23C2V4-AU SERIES

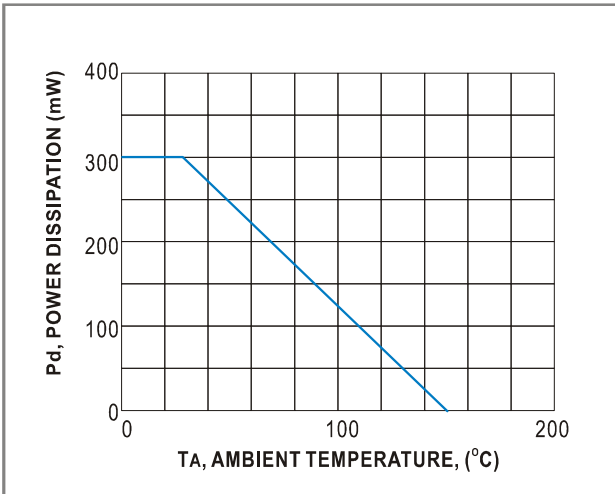


Fig.1 POWER DERATING CURVE

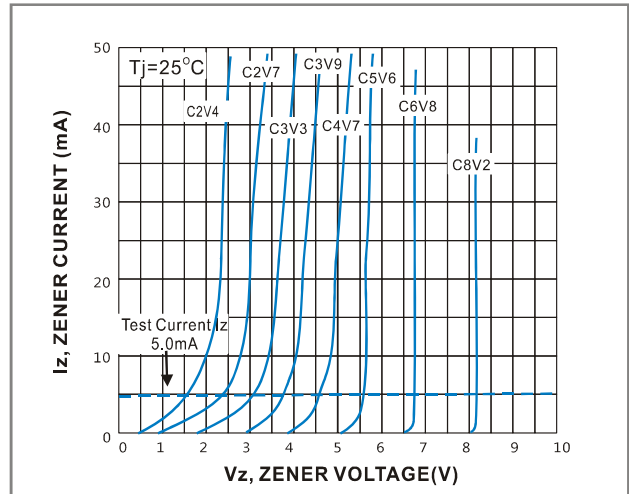


Fig.2 ZENER BREAKDOWN CHARACTERISTICS

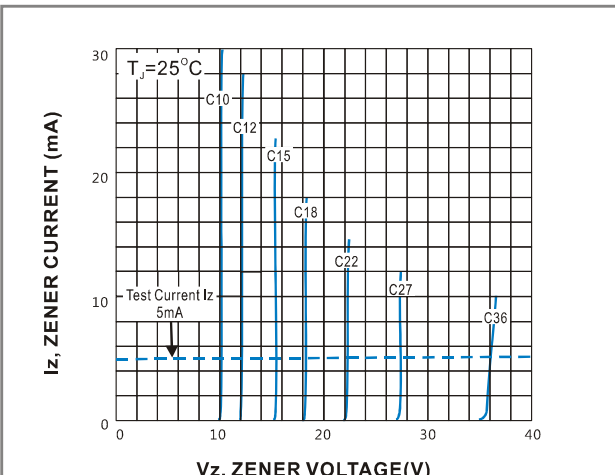


Fig.3 ZENER BREAKDOWN CHARACTERISTICS

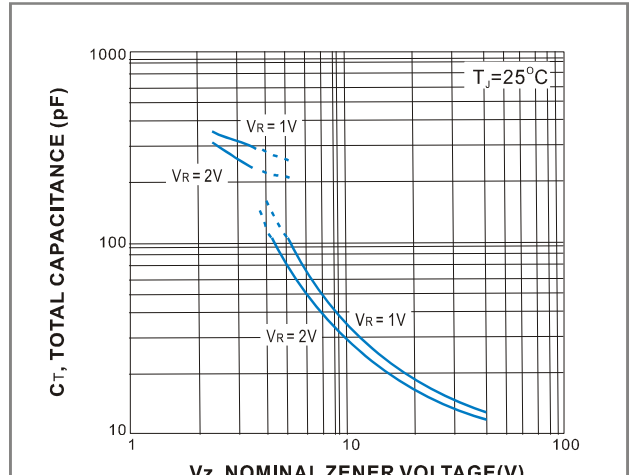
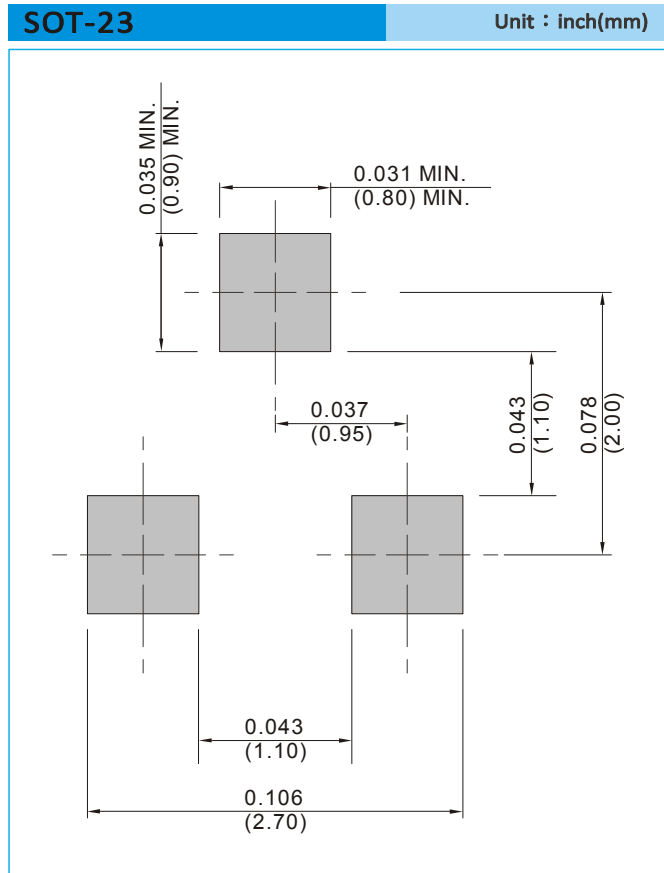


Fig.4 TOTAL CAPACITANCE VS NOMINAL ZENER VOLTAGE



AZ23C2V4-AU SERIES

MOUNTING PAD LAYOUT



ORDER INFORMATION

- Packing information
 - T/R - 12K per 13" plastic Reel
 - T/R - 3K per 7" plastic Reel



AZ23C2V4-AU SERIES

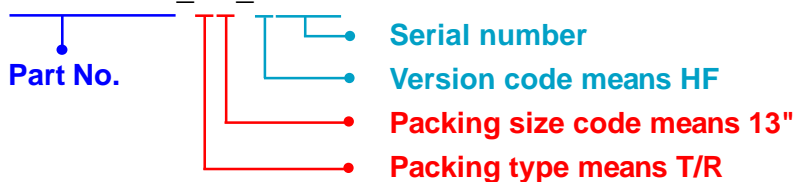
Part No_packing code_Version

AZ23C2V4-AU_R1_000A1

AZ23C2V4-AU_R2_000A1

For example :

RB500V-40 **R2** **00001**



Packing Code XX				Version Code XXXXX		
Packing type	1 st Code	Packing size code	2 nd Code	HF or RoHS	1 st Code	2 nd ~5 th Code
Tape and Ammunition Box (T/B)	A	N/A	0	HF	0	serial number
Tape and Reel (T/R)	R	7"	1	RoHS	1	serial number
Bulk Packing (B/P)	B	13"	2			
Tube Packing (T/P)	T	26mm	X			
Tape and Reel (Right Oriented) (TRR)	S	52mm	Y			
Tape and Reel (Left Oriented) (TRL)	L	PANASERT T/B CATHODE UP (PBCU)	U			
FORMING	F	PANASERT T/B CATHODE DOWN (PBCD)	D			



AZ23C2V4-AU SERIES

Disclaimer

- Reproducing and modifying information of the document is prohibited without permission from Panjit International Inc..
- Panjit International Inc. reserves the rights to make changes of the content herein the document anytime without notification. Please refer to our website for the latest document.
- Panjit International Inc. disclaims any and all liability arising out of the application or use of any product including damages incidentally and consequentially occurred.
- Panjit International Inc. does not assume any and all implied warranties, including warranties of fitness for particular purpose, non-infringement and merchantability.
- Applications shown on the herein document are examples of standard use and operation. Customers are responsible in comprehending the suitable use in particular applications. Panjit International Inc. makes no representation or warranty that such applications will be suitable for the specified use without further testing or modification.
- The products shown herein are not designed and authorized for equipments relating to human life and for any applications concerning life-saving or life-sustaining, such as medical instruments, aerospace machinery et cetera. Customers using or selling these products for use in such applications do so at their own risk and agree to fully indemnify Panjit International Inc. for any damages resulting from such improper use or sale.
- Since Panjit uses lot number as the tracking base, please provide the lot number for tracking when complaining.

单击下面可查看定价，库存，交付和生命周期等信息

[>>Panjit\(强茂\)](#)