



BZT52-B2V4S-AU SERIES

SURFACE MOUNT SILICON ZENER DIODES

VOLTAGE 2.4 to 75 Volt **POWER** 200 mWatt

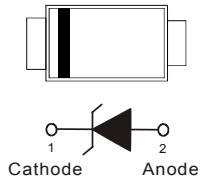
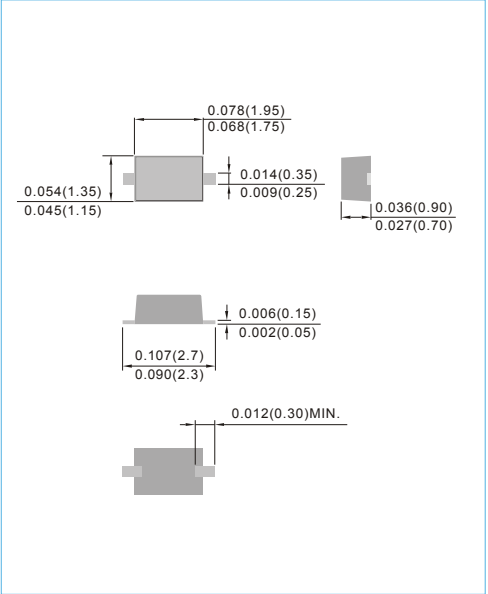
SOD-323 Unit : inch(mm)

FEATURES

- Planar Die construction
- 200mW Power Dissipation
- Zener Voltages from 2.4~75V
- Ideally Suited for Automated Assembly Processes
- Lead free in compliance with EU RoHS 2.0
- Green molding compound as per IEC 61249 standard
- AEC-Q101 qualified

MECHANICAL DATA

- Case: SOD-323, Molded Plastic
- Terminals: Solderable per MIL-STD-750, Method 2026
- Apporx. Weight: 0.00014 ounces, 0.0041 grams



MAXIMUM RATINGS AND ELECTRICAL CHARACTERISTICS

Parameter	Symbol	Value	Units
Power Dissipation @ $T_A=25^{\circ}\text{C}$ (Note A)	P_D	200	mW
Typical Thermal Resistance(Note B)	$R_{\theta JA}$	650	$^{\circ}\text{C/W}$
Operating Junction and Storage Temperature Range	T_J	-55 to +150	$^{\circ}\text{C}$

NOTES:

- A. Mounted on a FR-4 PCB, single-sided copper, with 100cm² copper pad area.
- B. Mounted on a FR-4 PCB, single-sided copper, mini pad.



BZT52-B2V4S-AU SERIES

Part Number	Nominal Zener Voltage			Max. Zener Impedance				Max Reverse Leakage Current		Marking Code
	Vz @ Izt			Zzt @ Izt		Zzk @ Izk		IR @ VR		
	Nom. V	Min. V	Max. V	Ω	mA	Ω	mA	μA	V	
300 mWatts Zener Diodes										
BZT52-B2V4S-AU	2.4	2.35	2.45	85	5.0	600	1.00	100	1.0	W1
BZT52-B2V7S-AU	2.7	2.64	2.75	83	5.0	600	1.00	75	1.0	W2
BZT52-B3S-AU	3.0	2.94	3.06	95	5.0	600	1.00	50	1.0	W3
BZT52-B3V3S-AU	3.3	3.23	3.37	95	5.0	600	1.00	25	1.0	W4
BZT52-B3V6S-AU	3.6	3.52	3.67	95	5.0	600	1.00	15	1.0	W5
BZT52-B3V9S-AU	3.9	3.82	3.98	95	5.0	600	1.00	10	1.0	W6
BZT52-B4V3S-AU	4.3	4.21	4.39	95	5.0	600	1.00	5.0	1.0	W7
BZT52-B4V7S-AU	4.7	4.61	4.79	78	5.0	500	1.00	5.0	1.0	W8
BZT52-B5V1S-AU	5.1	5.00	5.20	60	5.0	480	1.00	0.1	0.8	W9
BZT52-B5V6S-AU	5.6	5.49	5.71	40	5.0	400	1.00	0.1	1.0	WA
BZT52-B5V8S-AU	5.8	5.68	5.92	30	5.0	300	1.00	0.1	1.5	85C
BZT52-B6V2S-AU	6.2	6.08	6.32	10	5.0	150	1.00	0.1	2.0	WB
BZT52-B6V8S-AU	6.8	6.66	6.94	8	5.0	80	1.00	0.1	3.0	WC
BZT52-B7V5S-AU	7.5	7.35	7.65	7	5.0	80	1.00	0.1	5.0	WD
BZT52-B8V2S-AU	8.2	8.04	8.36	7	5.0	80	1.00	0.1	6.0	WE
BZT52-B8V7S-AU	8.7	8.53	8.87	7	5.0	100	1.00	0.1	6.5	87C
BZT52-B9V1S-AU	9.1	8.92	9.28	10	5.0	100	1.00	0.1	7.0	WF
BZT52-B10S-AU	10	9.80	10.20	15	5.0	150	1.00	0.1	7.5	WG
BZT52-B11S-AU	11	10.78	11.22	20	5.0	150	1.00	0.1	8.5	WH
BZT52-B12S-AU	12	11.76	12.24	20	5.0	150	1.00	0.1	9.0	WI
BZT52-B13S-AU	13	12.74	13.26	25	5.0	170	1.00	0.1	10.0	WK
BZT52-B14S-AU	14	13.72	14.28	25	5.0	170	1.00	0.1	10.5	WJ
BZT52-B15S-AU	15	14.70	15.30	30	5.0	200	1.00	0.1	11.0	WL
BZT52-B16S-AU	16	15.68	16.32	40	5.0	200	1.00	0.1	12.0	WM
BZT52-B17S-AU	17	16.66	17.34	40	5.0	200	1.00	0.1	13.0	17C
BZT52-B18S-AU	18	17.64	18.36	50	5.0	225	1.00	0.1	14.0	WN
BZT52-B20S-AU	20	19.60	20.40	50	5.0	225	1.00	0.1	15.0	WO
BZT52-B22S-AU	22	21.56	22.44	55	5.0	250	1.00	0.1	17.0	WP
BZT52-B24S-AU	24	23.52	24.48	80	5.0	250	1.00	0.1	18.0	WR
BZT52-B27S-AU	27	26.46	27.54	80	5.0	300	1.00	0.1	20.0	WS
BZT52-B28S-AU	28	27.44	28.56	80	5.0	300	1.00	0.1	22.0	28C
BZT52-B30S-AU	30	29.40	30.60	80	5.0	300	1.00	0.1	22.5	WT
BZT52-B33S-AU	33	32.34	33.66	80	5.0	325	1.00	0.1	25.0	WU
BZT52-B36S-AU	36	35.28	36.72	90	5.0	350	1.00	0.1	27.0	WW
BZT52-B39S-AU	39	38.22	39.78	90	5.0	350	1.00	0.1	29.0	WX
BZT52-B43S-AU	43	42.14	43.86	100	5.0	375	1.00	0.1	32.0	WY
BZT52-B47S-AU	47	46.06	47.94	100	5.0	375	1.00	0.1	35.0	WZ
BZT52-B51S-AU	51	49.98	52.02	100	5.0	400	1.00	0.1	38.0	XA
BZT52-B56S-AU	56	54.88	57.12	135	2.5	1000	1.00	0.1	42.0	X2
BZT52-B62S-AU	62	60.76	63.24	150	2.5	1000	1.00	0.1	46.0	X3
BZT52-B68S-AU	68	66.64	69.36	200	2.5	1000	1.00	0.1	51.0	X4
BZT52-B75S-AU	75	73.50	76.50	250	2.5	1000	1.00	0.1	56.0	X5



BZT52-B2V4S-AU SERIES

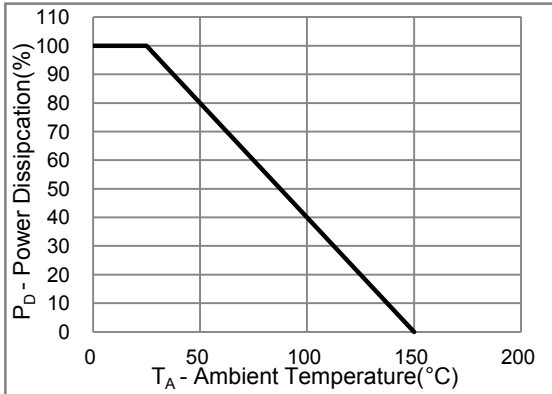


Fig.1 Power Derating Curve

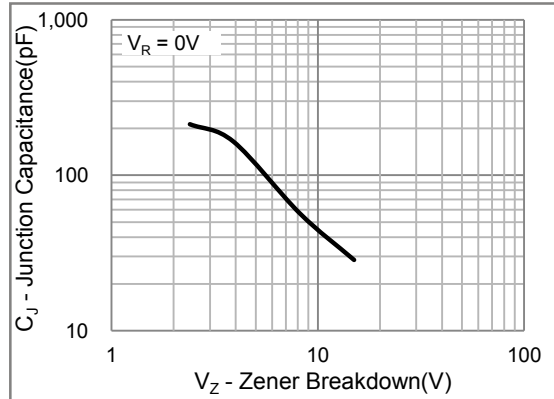


Fig.2 Typical Junction Capacitance

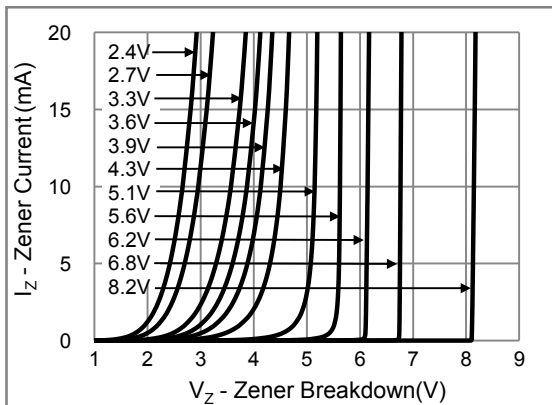


Fig.3 Typical Zener Breakdown

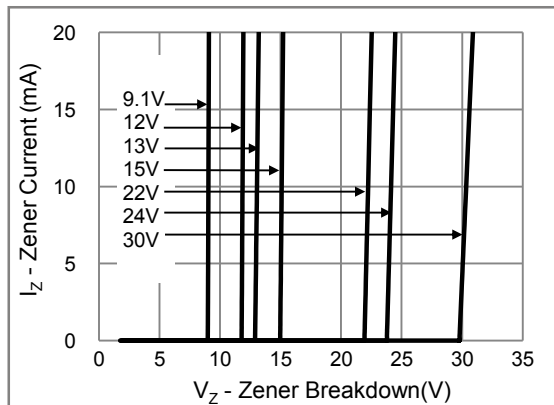


Fig.4 Typical Zener Breakdown

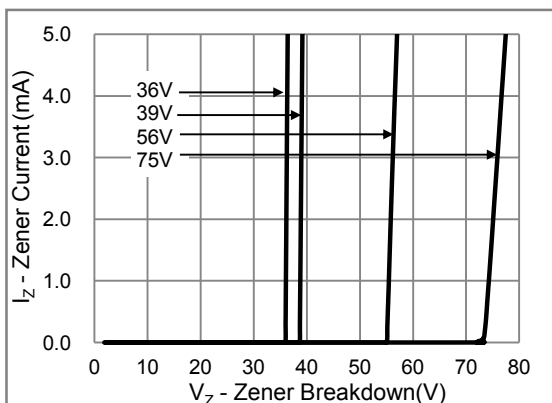
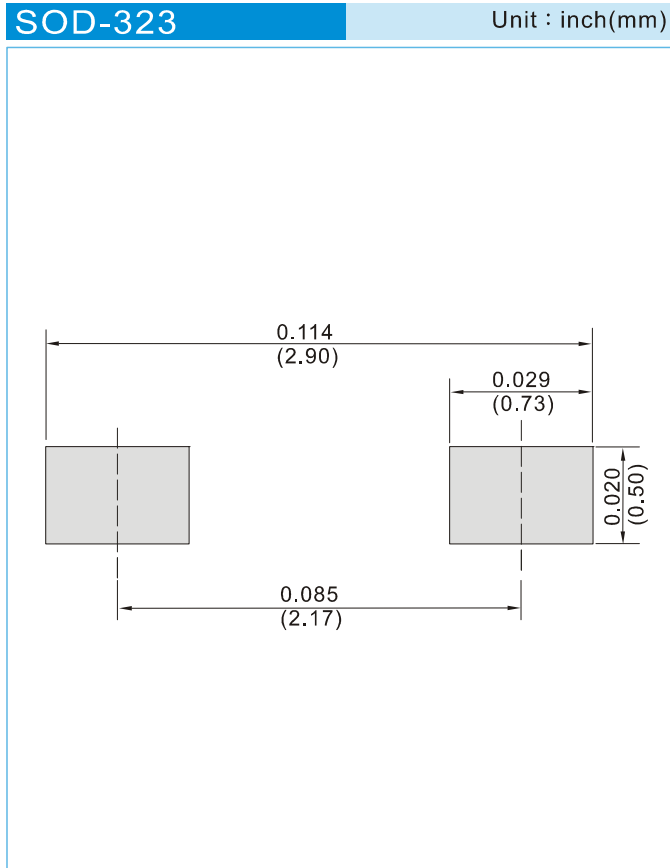


Fig.5 Typical Zener Breakdown



BZT52-B2V4S-AU SERIES

MOUNTING PAD LAYOUT



ORDER INFORMATION

- Packing information
T/R - 12K per 13" plastic Reel
T/R - 5K per 7" plastic Reel



BZT52-B2V4S-AU SERIES

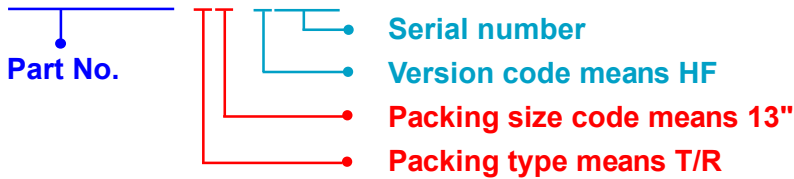
Part No_packing code_Version

BZT52-B2V4S-AU_R1_000A1

BZT52-B2V4S-AU_R2_000A1

For example :

RB500V-40_R2_00001



Packing Code XX				Version Code XXXXX		
Packing type	1 st Code	Packing size code	2 nd Code	HF or RoHS	1 st Code	2 nd ~5 th Code
Tape and Ammunition Box (T/B)	A	N/A	0	HF	0	serial number
Tape and Reel (T/R)	R	7"	1	RoHS	1	serial number
Bulk Packing (B/P)	B	13"	2			
Tube Packing (T/P)	T	26mm	X			
Tape and Reel (Right Oriented) (TRR)	S	52mm	Y			
Tape and Reel (Left Oriented) (TRL)	L	PANASERT T/B CATHODE UP (PBCU)	U			
FORMING	F	PANASERT T/B CATHODE DOWN (PBCD)	D			



BZT52-B2V4S-AU SERIES

Disclaimer

- Reproducing and modifying information of the document is prohibited without permission from Panjit International Inc..
- Panjit International Inc. reserves the rights to make changes of the content herein the document anytime without notification. Please refer to our website for the latest document.
- Panjit International Inc. disclaims any and all liability arising out of the application or use of any product including damages incidentally and consequentially occurred.
- Panjit International Inc. does not assume any and all implied warranties, including warranties of fitness for particular purpose, non-infringement and merchantability.
- Applications shown on the herein document are examples of standard use and operation. Customers are responsible in comprehending the suitable use in particular applications. Panjit International Inc. makes no representation or warranty that such applications will be suitable for the specified use without further testing or modification.
- The products shown herein are not designed and authorized for equipments relating to human life and for any applications concerning life-saving or life-sustaining, such as medical instruments, aerospace machinery et cetera. Customers using or selling these products for use in such applications do so at their own risk and agree to fully indemnify Panjit International Inc. for any damages resulting from such improper use or sale.
- Since Panjit uses lot number as the tracking base, please provide the lot number for tracking when complaining.

单击下面可查看定价，库存，交付和生命周期等信息

[>>Panjit\(强茂\)](#)