



GBU6A ~ GBU6M

GLASS PASSIVATED SINGLE-PHASE BRIDGE RECTIFIER

VOLTAGE 50 to 1000 Volts **CURRENT** 6 Amperes

GBU Unit : inch(mm)

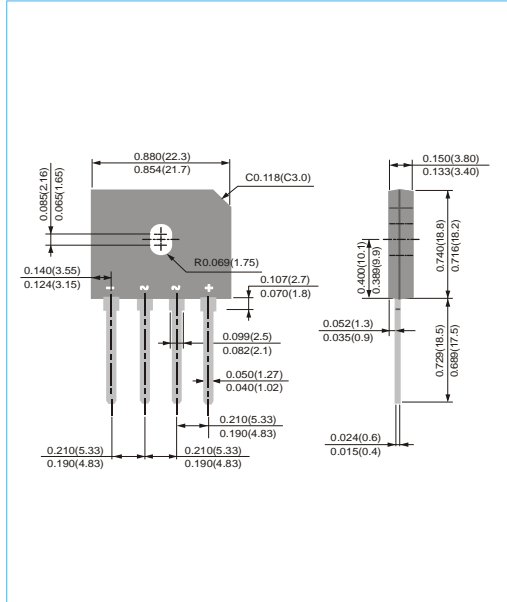
Recongized File #E228882

FEATURES

- Plastic material has Underwriters Laboratory Flammability Classification 94V-O
- Ideal for printed circuit board
- Reliable low cost construction utilizing molded plastic technique
- Surge overload rating : 175 Amperes peak
- Lead free in comply with EU RoHS 2011/65/EU directives

MECHANICAL DATA

Case : Reliable low cost construction utilizing molded plastic technique
 Terminals : Leads solderable per MIL-STD-750, Method 2026
 Mounting torque : 5 in. lb. Max.
 Weight : 0.15 ounce, 4 grams



MAXIMUM RATINGS AND ELECTRICAL CHARACTERISTICS

Rating at 25°C ambient temperature unless otherwise specified. Resistive or inductive load, 60Hz.
 For Capacitive load derate current by 20%.

PARAMETER	SYMBOL	GBU6A	GBU6B	GBU6D	GBU6G	GBU6J	GBU6K	GBU6M	UNITS
Maximum Recurrent Peak Reverse Voltage	V_{RRM}	50	100	200	400	600	800	1000	V
Maximum RMS Bridge Input Voltage	V_{RMS}	35	70	140	280	420	560	700	V
Maximum DC Blocking Voltage	V_{DC}	50	100	200	400	600	800	1000	V
Maximum Average Forward $T_C=100^{\circ}C$ Rectified Output Current at $T_A=40^{\circ}C$	$I_{F(AV)}$	6							A
I ² t Rating for fusing (t<8.3ms)	I ² t	127							A ² sec
Peak Forward Surge Current single sine-wave superimposed on rated load	I_{FSM}	175							Apk
Maximum Instantaneous Forward Voltage Drop per element at 3A	V_F	1							Vpk
Maximum Reverse Leakage Current at Rated @ $T_A=25^{\circ}C$ Dc Blocking Voltage @ $T_A=100^{\circ}C$	I_R	5 500							μA
Typical Thermal Resistance per leg (Note 2) (Note 3)	$R_{\theta JA}$ $R_{\theta JC}$	22 5							$^{\circ}C/W$
Operating Junction and Storage Temperature Range	T_J, T_{STG}	-55 to + 150							$^{\circ}C$

NOTES:

1. Recommended mounting position is to bolt down on heatsink with silicone thermal compound for maximum heat transfer with #6 screw.
2. Units Mounted in free air, no heatsink, P.C.B at 0.375"(9.5mm) lead length with 0.5 x 0.5"(12 x 12mm)copper pads.
3. Units Mounted on a 2.6 x 1.4" x 0.06" thick (6.5 x 3.5 x 0.15cm) AL plate.



GBU6A ~ GBU6M

RATING AND CHARACTERISTIC CURVES

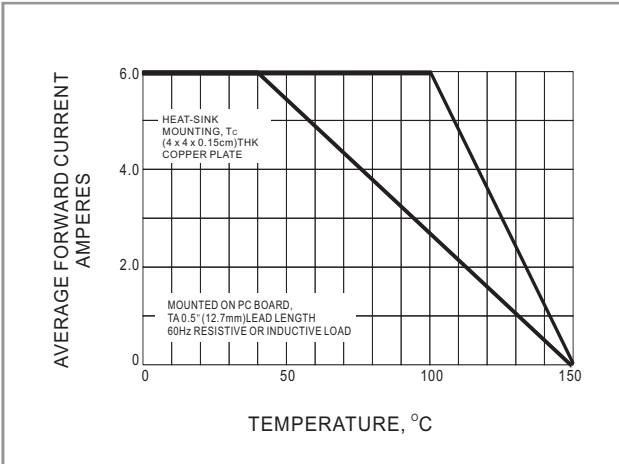


Fig.1 - DERATING CURVE FOR OUTPUT RECTIFIED CURRENT

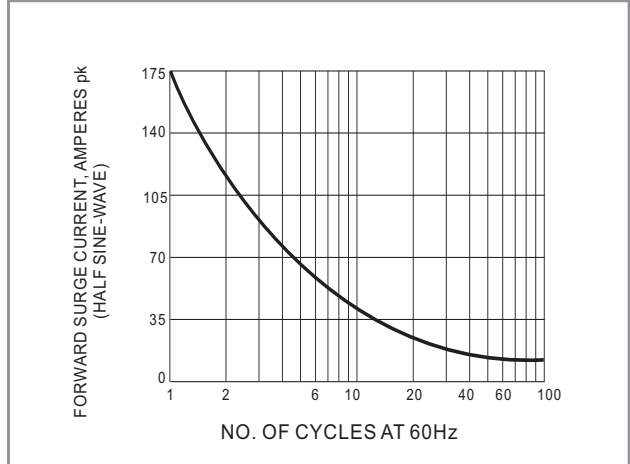


Fig.2 - MAXIMUM NON-REPETITIVE PEAK FORWARD SURGE CURRENT

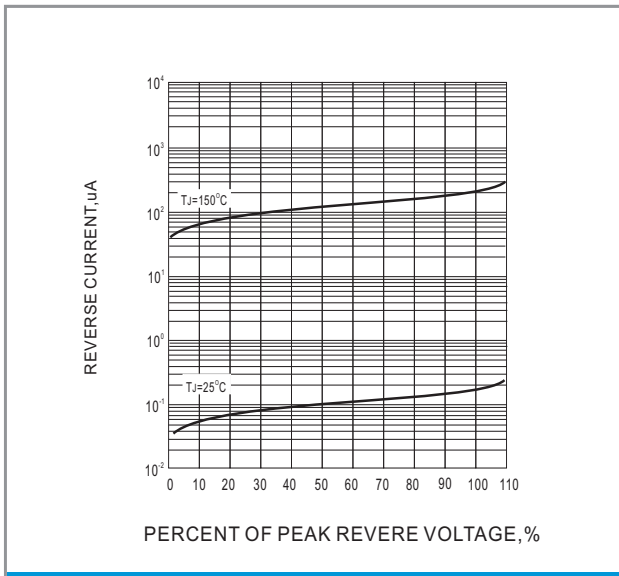


Fig.3 - TYPICAL REVERSE CHARACTERISTICS

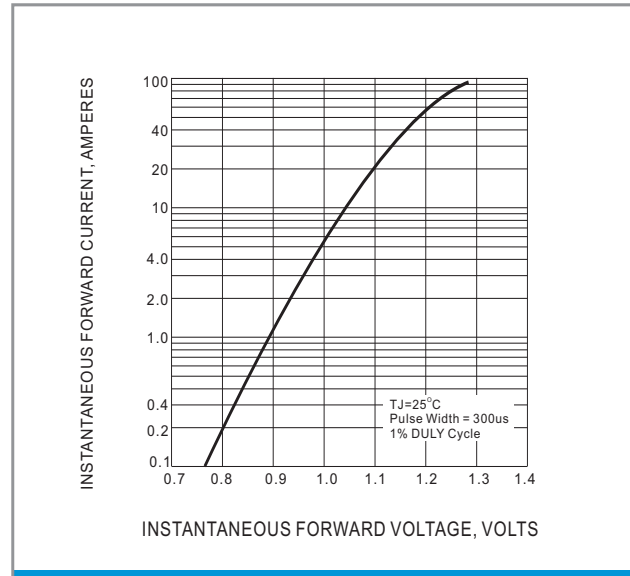


Fig.4 - TYPICAL INSTANTANEOUS FORWARD CHARACTERISTICS PER ELEMENT



GBU6A ~ GBU6M

Part No_packing code_Version

GBU6A_B0_00001
 GBU6A_B0_10001
 GBU6A_T0_00001
 GBU6A_T0_10001

For example :

RB500V-40_R2_00001



Packing Code XX				Version Code XXXXX		
Packing type	1 st Code	Packing size code	2 nd Code	HF or RoHS	1 st Code	2 nd ~5 th Code
Tape and Ammunition Box (T/B)	A	N/A	0	HF	0	serial number
Tape and Reel (T/R)	R	7"	1	RoHS	1	serial number
Bulk Packing (B/P)	B	13"	2			
Tube Packing (T/P)	T	26mm	X			
Tape and Reel (Right Oriented) (TRR)	S	52mm	Y			
Tape and Reel (Left Oriented) (TRL)	L	PANASERT T/B CATHODE UP (PBCU)	U			
FORMING	F	PANASERT T/B CATHODE DOWN (PBCD)	D			



GBU6A ~ GBU6M

Disclaimer

- Reproducing and modifying information of the document is prohibited without permission from Panjit International Inc..
- Panjit International Inc. reserves the rights to make changes of the content herein the document anytime without notification. Please refer to our website for the latest document.
- Panjit International Inc. disclaims any and all liability arising out of the application or use of any product including damages incidentally and consequentially occurred.
- Panjit International Inc. does not assume any and all implied warranties, including warranties of fitness for particular purpose, non-infringement and merchantability.
- Applications shown on the herein document are examples of standard use and operation. Customers are responsible in comprehending the suitable use in particular applications. Panjit International Inc. makes no representation or warranty that such applications will be suitable for the specified use without further testing or modification.
- The products shown herein are not designed and authorized for equipments requiring high level of reliability or relating to human life and for any applications concerning life-saving or life-sustaining, such as medical instruments, transportation equipment, aerospace machinery et cetera. Customers using or selling these products for use in such applications do so at their own risk and agree to fully indemnify Panjit International Inc. for any damages resulting from such improper use or sale.
- Since Panjit uses lot number as the tracking base, please provide the lot number for tracking when complaining.

单击下面可查看定价，库存，交付和生命周期等信息

[>>Panjit\(强茂\)](#)