



# BC857BS-AU

## PNP GENERAL PURPOSE DUALTRANSISTORS

**VOLTAGE** 45 Volt **POWER** 150 mWatt

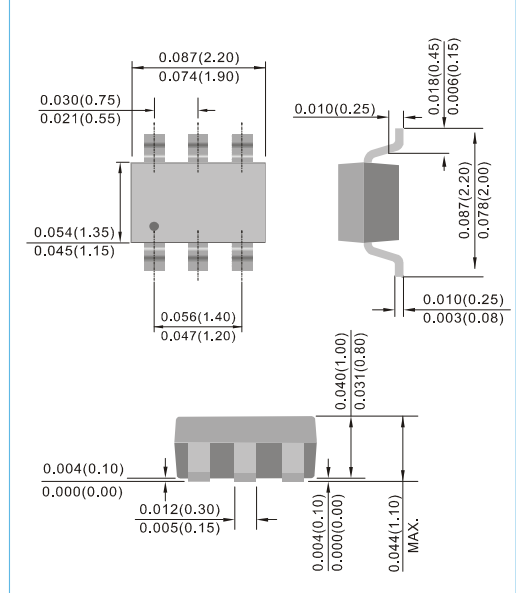
**SOT-363** Unit : inch(mm)

### FEATURES

- General purpose amplifier applications
- PNP epitaxial silicon, planar design
- Lead free in compliance with EU RoHS 2.0
- Green molding compound as per IEC 61249 standard
- AEC-Q101 qualified

### MECHANICAL DATA

- Case: SOT-363, Plastic
- Terminals: Solderable per MIL-STD-750, Method 2026
- Approx. Weight: 0.00021 ounce, 0.006 gram
- Marking: 57S



### ABSOLUTE MAXIMUM RATINGS

PARAMETER	Symbol	Value	Units
Collector - Emitter Voltage	$V_{CEO}$	-45	V
Collector - Base Voltage	$V_{CBO}$	-50	V
Emitter - Base Voltage	$V_{EBO}$	-5.0	V
Collector Current - Continuous	$I_C$	100	mA

### THERMAL CHARACTERISTICS

PARAMETER	Symbol	Value	Units
Total Device Dissipation Per Device FR-5 Board (Note 1) $T_A=25^{\circ}C$ Derate above 25°C	$P_D$	300 150 3.0	mW mW/°C
Thermal Resistance , Junction to Ambient	$R_{\theta JA}$	328	°C/W
Junction Temperature	$T_J$	-55 to 150	°C
Storage Temperature	$T_{STG}$	-55 to 150	°C

Note : 1.FR-4 board 70 x 60 x 1mm.



## BC857BS-AU

### ELECTRICAL CHARACTERISTICS ( $T_J=25^{\circ}\text{C}$ , unless otherwise noted)

PARAMETER	Symbol	Test Condition	MIN.	TYP.	MAX.	Unit
<b>OFF CHARACTERISTICS</b>						
Collector - Emitter Breakdown Voltage	$V_{(BR)CEO}$	$I_C = -10\text{mA}$	-45	-	-	V
Collector - Emitter Breakdown Voltage	$V_{(BR)CES}$	$I_C = -10\mu\text{A}$ , $V_{EB} = 0$	-50	-	-	
Collector - Base Breakdown Voltage	$V_{(BR)CBO}$	$I_C = -10\mu\text{A}$	-50	-	-	V
Emitter - Base Breakdown Voltage	$V_{(BR)EBO}$	$I_E = -1\mu\text{A}$	-5.0	-	-	V
Collector Cutoff Current	$I_{CBO}$	$V_{CB} = -30\text{V}$ , $V_{CB} = -30\text{V}$ , $T_A = 150^{\circ}\text{C}$	-	-	-15 -5.0	nA uA
<b>ON CHARACTERISTICS</b>						
DC Current Gain	$h_{FE}$	$I_C = -10\mu\text{A}$ , $V_{CE} = -5\text{V}$	-	150	-	-
DC Current Gain	$h_{FE}$	$I_C = -2.0\text{mA}$ , $V_{CE} = -5\text{V}$	220	290	475	-
Collector - Emitter Saturation Voltage	$V_{CE(SAT)}$	$I_C = -10\text{mA}$ , $I_B = -0.5\text{mA}$ $I_C = -100\text{mA}$ , $I_B = -5.0\text{mA}$	-	-	-0.3 -0.65	V
Base - Emitter Saturation Voltage	$V_{BE(SAT)}$	$I_C = -10\text{mA}$ , $I_B = -0.5\text{mA}$ $I_C = -100\text{mA}$ , $I_B = -5.0\text{mA}$	-	-0.7 -0.9	-	V
Base - Emitter Voltage	$V_{BE(ON)}$	$I_C = -2\text{mA}$ , $V_{CE} = -5.0\text{V}$ $I_C = -10\text{mA}$ , $V_{CE} = -5.0\text{V}$	-0.6 -	-	-0.75 -0.82	V
<b>SMALL-SIGNAL CHARACTERISTICS</b>						
Current-Gain-Bandwidth Product	$f_T$	$I_C = -10\text{mA}$ , $V_{CE} = -5.0\text{Vdc}$ $f = 100\text{MHz}$	100	-	-	$\text{MHz}$
Output Capacitance	$C_{obo}$	$V_{CB} = -10\text{V}$ , $f = 1.0\text{MHz}$	-	-	4.5	pF
Noise Figure	NF	$I_C = 0.2\text{mA}$ , $V_{CE} = 5.0\text{Vdc}$ , $R_S = 2.0\text{k}\Omega$ , $f = 1.0\text{kHz}$ , $\text{BW} = 200\text{Hz}$	-	-	10	dB

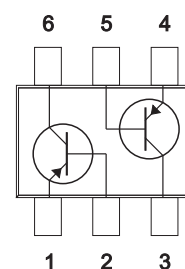


Fig.53



# BC857BS-AU

## ELECTRICAL CHARACTERISTICS CURVE

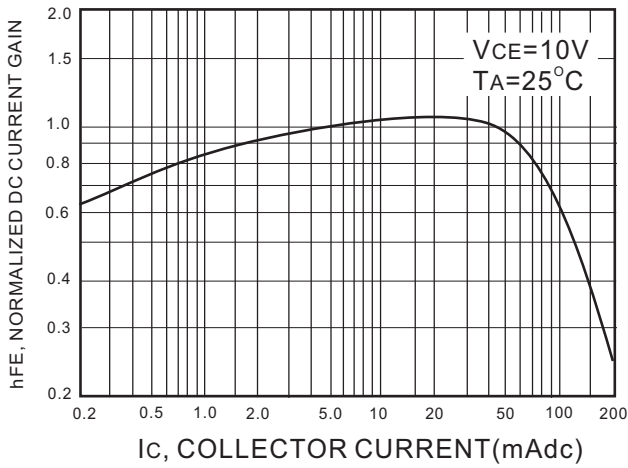


Figure 1. Normalized DC Current Gain

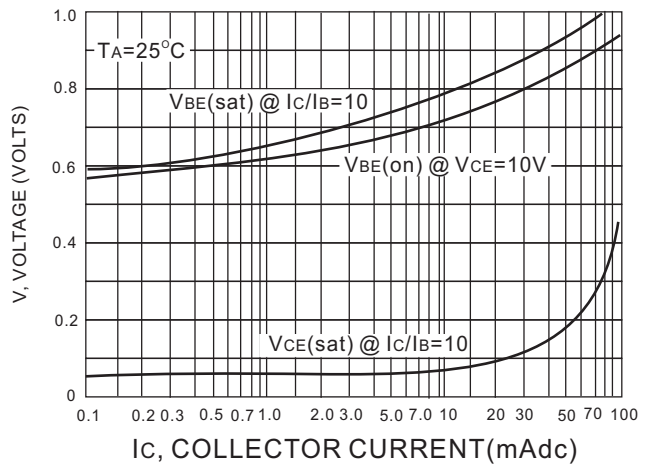


Figure 2. "Saturation" and "On" Voltages

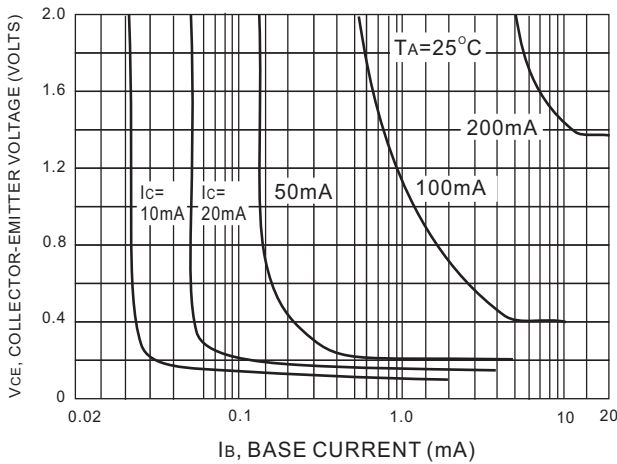


Figure 3. Collector Saturation Region

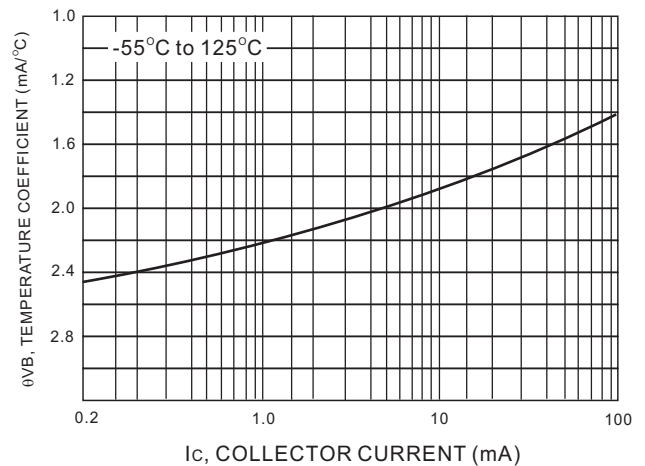


Figure 4. Base-Emitter Temperature Coefficient

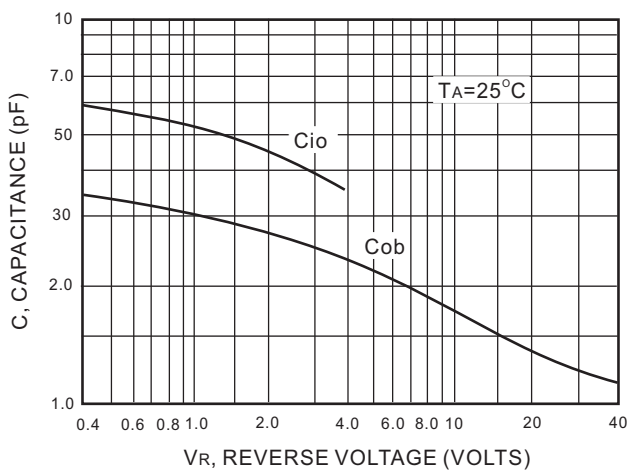


Figure 5. Capacitance

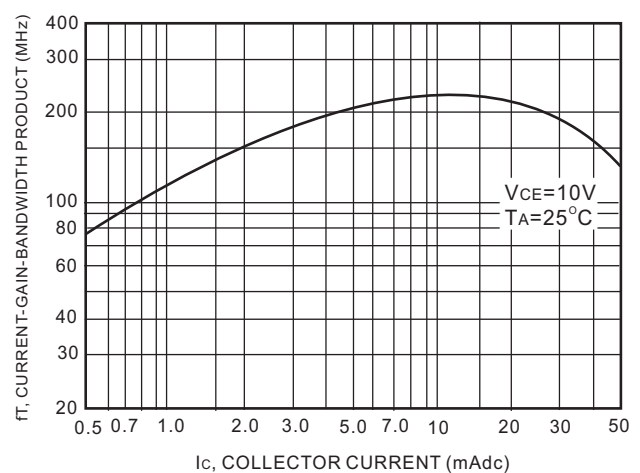


Figure 6. Current-Gain-Bandwidth Product

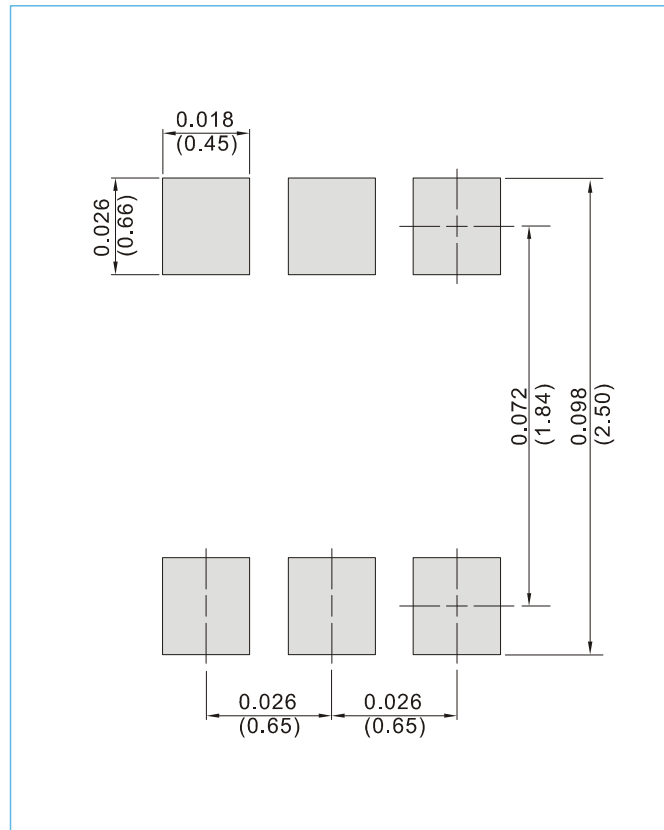


## BC857BS-AU

### MOUNTING PAD LAYOUT

SOT-363

Unit : inch(mm)



### ORDER INFORMATION

- Packing information  
T/R - 10K per 13" plastic Reel  
T/R - 3K per 7" plastic Reel



## BC857BS-AU

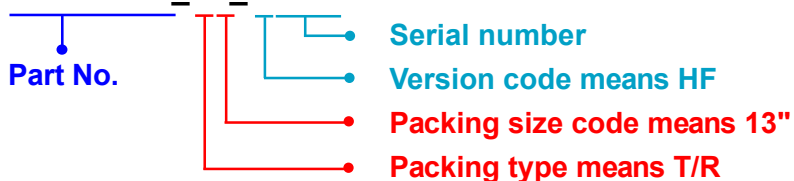
### Part No\_packing code\_Version

BC857BS-AU\_R1\_000A1

BC857BS-AU\_R2\_000A1

For example :

**RB500V-40\_R2\_00001**



Packing Code <b>XX</b>				Version Code <b>XXXXX</b>		
Packing type	1 <sup>st</sup> Code	Packing size code	2 <sup>nd</sup> Code	HF or RoHS	1 <sup>st</sup> Code	2 <sup>nd</sup> ~5 <sup>th</sup> Code
Tape and Ammunition Box (T/B)	A	N/A	0	HF	0	serial number
Tape and Reel (T/R)	R	7"	1	RoHS	1	serial number
Bulk Packing (B/P)	B	13"	2			
Tube Packing (T/P)	T	26mm	X			
Tape and Reel (Right Oriented) (TRR)	S	52mm	Y			
Tape and Reel (Left Oriented) (TRL)	L	PANASERT T/B CATHODE UP (PBCU)	U			
FORMING	F	PANASERT T/B CATHODE DOWN (PBCD)	D			



## BC857BS-AU

---

### Disclaimer

- Reproducing and modifying information of the document is prohibited without permission from Panjit International Inc..
- Panjit International Inc. reserves the rights to make changes of the content herein the document anytime without notification. Please refer to our website for the latest document.
- Panjit International Inc. disclaims any and all liability arising out of the application or use of any product including damages incidentally and consequentially occurred.
- Panjit International Inc. does not assume any and all implied warranties, including warranties of fitness for particular purpose, non-infringement and merchantability.
- Applications shown on the herein document are examples of standard use and operation. Customers are responsible in comprehending the suitable use in particular applications. Panjit International Inc. makes no representation or warranty that such applications will be suitable for the specified use without further testing or modification.
- The products shown herein are not designed and authorized for equipments relating to human life and for any applications concerning life-saving or life-sustaining, such as medical instruments, aerospace machinery et cetera. Customers using or selling these products for use in such applications do so at their own risk and agree to fully indemnify Panjit International Inc. for any damages resulting from such improper use or sale.
- Since Panjit uses lot number as the tracking base, please provide the lot number for tracking when complaining.

单击下面可查看定价，库存，交付和生命周期等信息

[>>Panjit\(强茂\)](#)