



BD640CS~BD6200CS

SURFACE MOUNT SCHOTTKY BARRIER RECTIFIERS

Voltage

40~200 V

Current

6 A

TO-252

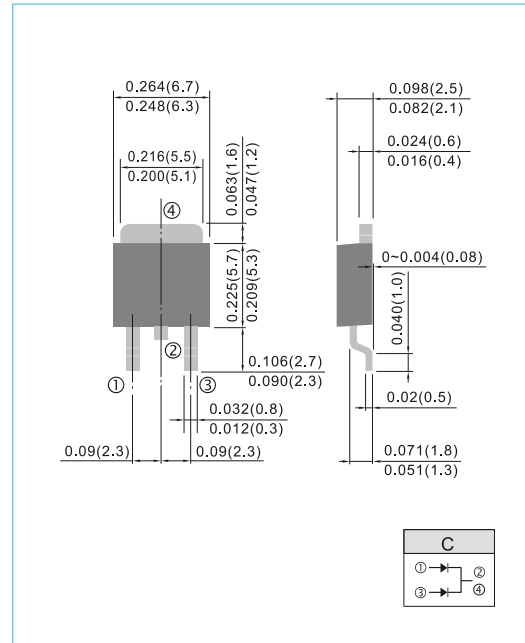
Unit : inch(mm)

Features

- Plastic package has Underwriters Laboratory Flammability Classification 94V-O.
- For surface mounted applications in order to optimize board space
- Low power loss, High efficiency
- High surge capacity
- High temperature soldering guaranteed:260°C/10 seconds at terminals
- For use in low voltage, high frequency inverters free wheeling, and polarity protection applications
- Lead free in compliance with EU RoHS 2011/65/EU directive.
- Green molding compound as per IEC61249 Std..(Halogen Free)

Mechanical Data

- Case: TO-252 Molded plastic
- Terminals: Solder plated, solderable per MIL-STD-750, Method 2026
- Polarity: As marking
- Standard packaging: 16mm tape (EIA-481)
- Approx. Weight: 0.0104 ounces, 0.297 grams
- Marking: Part number



Maximum Ratings ($T_A=25^\circ\text{C}$ unless otherwise noted)

PARAMETER	SYMBOL	BD640CS	BD645CS	BD650CS	BD660CS	BD680CS	BD690CS	BD6100CS	BD6150CS	BD6200CS	UNIT
Maximum repetitive peak reverse voltage	V_{RRM}	40	45	50	60	80	90	100	150	200	V
Maximum rms voltage	V_{RMS}	28	31.5	35	42	56	63	70	105	140	V
Maximum dc blocking voltage	V_R	40	45	50	60	80	90	100	150	200	V
Maximum average forward rectified current	$I_{F(AV)}$	6									A
Peak forward surge current : 8.3ms single half sine-wave superimposed on rated load	I_{FSM}	75									A
Maximum forward voltage at 3A per diode	V_F	0.7		0.75		0.8			0.9		V
Maximum dc reverse current at rated dc blocking voltage	$T_J=25^\circ\text{C}$	0.05									mA
	$T_J=100^\circ\text{C}$	20									
Typical thermal resistance	$R_{\theta JC}$	5									$^\circ\text{C/W}$
Operating junction and storage temperature range	T_J, T_{STG}	-55 to +150			-65 to +175						$^\circ\text{C}$

Note: Both Bonding and Chip structure are available.



BD640CS~BD6200CS

RATING AND CHARACTERISTIC CURVES

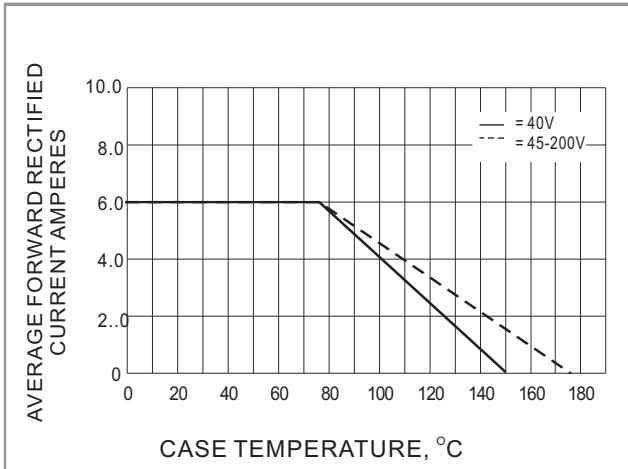


Fig. 1- FORWARD CURRENT DERATING CURVE

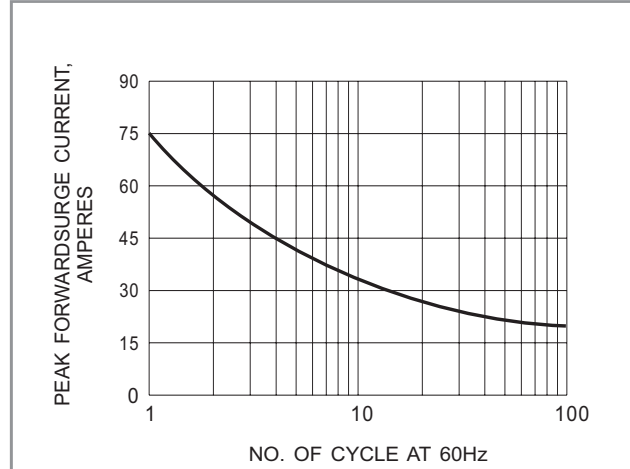


Fig. 2- MAXIMUM NON-REPETITIVE PEAK FORWARD SURGE CURRENT

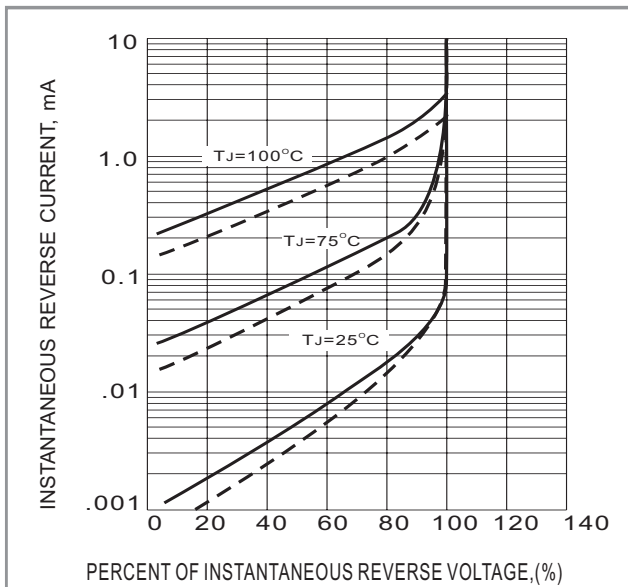


Fig. 3- TYPICAL REVERSE CHARACTERISTIC

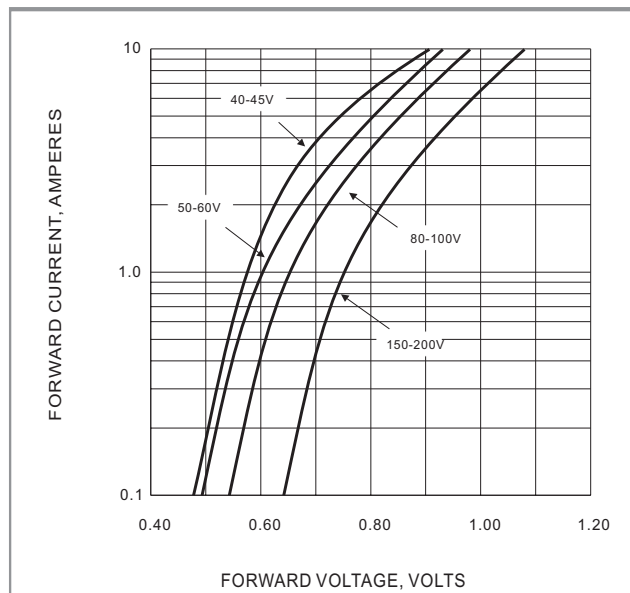
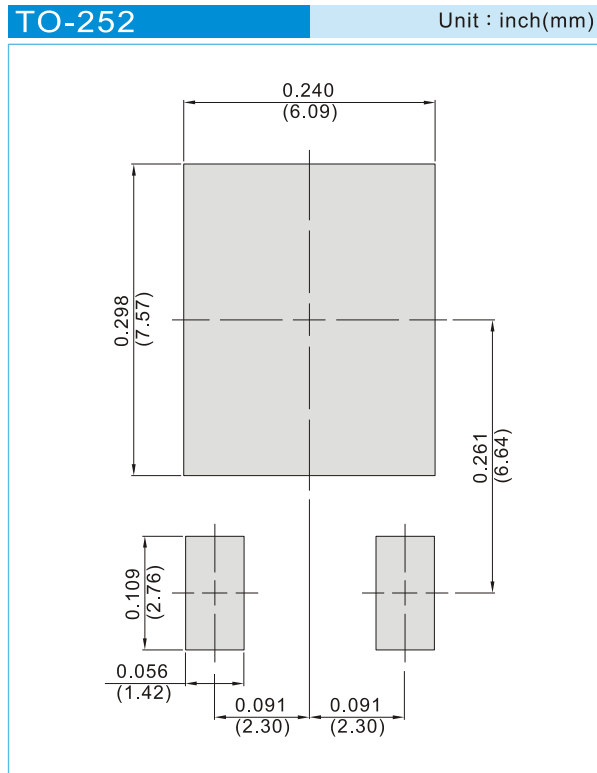


Fig. 4- TYPICAL INSTANTANEOUS FORWARD CHARACTERISTIC



BD640CS~BD6200CS

MOUNTING PAD LAYOUT



ORDER INFORMATION

- Packing information
T/R – 3K per 13" plastic Reel



BD640CS~BD6200CS

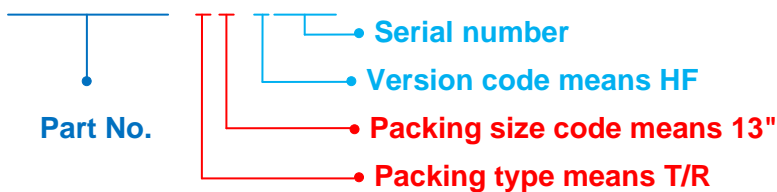
Part No_packing code_Version

BD640CS_L2_00001

BD640CS_S2_00001

For example :

RB500V-40_R2_00001



Packing Code XX				Version Code XXXXX		
Packing type	1 st Code	Packing size code	2 nd Code	HF or RoHS	1 st Code	2 nd ~5 th Code
Tape and Ammunition Box (T/B)	A	N/A	0	HF	0	serial number
Tape and Reel (T/R)	R	7"	1	RoHS	1	serial number
Bulk Packing (B/P)	B	13"	2			
Tube Packing (T/P)	T	26mm	X			
Tape and Reel (Right Oriented) (TRR)	S	52mm	Y			
Tape and Reel (Left Oriented) (TRL)	L	PANASERT T/B CATHODE UP (PBCU)	U			
FORMING	F	PANASERT T/B CATHODE DOWN (PBCD)	D			



BD640CS~BD6200CS

Disclaimer

- Reproducing and modifying information of the document is prohibited without permission from Panjit International Inc..
- Panjit International Inc. reserves the rights to make changes of the content herein the document anytime without notification. Please refer to our website for the latest document.
- Panjit International Inc. disclaims any and all liability arising out of the application or use of any product including damages incidentally and consequentially occurred.
- Panjit International Inc. does not assume any and all implied warranties, including warranties of fitness for particular purpose, non-infringement and merchantability.
- Applications shown on the herein document are examples of standard use and operation. Customers are responsible in comprehending the suitable use in particular applications. Panjit International Inc. makes no representation or warranty that such applications will be suitable for the specified use without further testing or modification.
- The products shown herein are not designed and authorized for equipments requiring high level of reliability or relating to human life and for any applications concerning life-saving or life-sustaining, such as medical instruments, transportation equipment, aerospace machinery et cetera. Customers using or selling these products for use in such applications do so at their own risk and agree to fully indemnify Panjit International Inc. for any damages resulting from such improper use or sale.
- Since Panjit uses lot number as the tracking base, please provide the lot number for tracking when complaining.

单击下面可查看定价，库存，交付和生命周期等信息

[>>Panjit\(强茂\)](#)