



MMBZ5229AW SERIES

SURFACE MOUNT SILICON ZENER DIODES

VOLTAGE 4.3 to 51 Volts **POWER** 200 mWatts

SOT-323

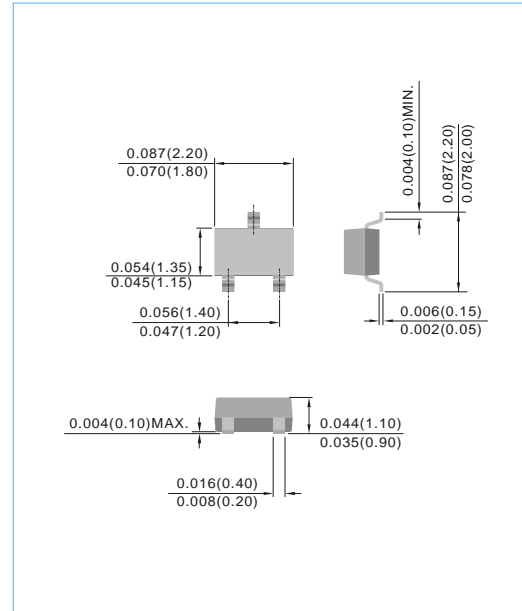
Unit : inch(mm)

FEATURES

- Planar Die construction
- 200mW Power Dissipation
- Ideally Suited for Automated Assembly Processes
- In compliance with EU RoHS 2002/95/EC directives

MECHANICAL DATA

- Case: SOT-323, Molded Plastic
- Terminals: Solderable per MIL-STD-750, Method 2026
- Polarity: See Diagram Below
- Approx. Weight: 0.0002 ounces, 0.005 grams
- Mounting Position: Any

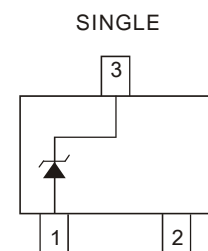


MAXIMUM RATINGS AND ELECTRICAL CHARACTERISTICS

PARAMETER	SYMBOL	VALUE	UNITS
Power Dissipation @ $T_A=25^{\circ}\text{C}$ (Note A)	P_D	200	mW
Operating Junction Temperature and Storage Temperature Range	T_J	-55 to +150	$^{\circ}\text{C}$

NOTES:

A. Mounted on 5.0mm²(.013mm thick) land areas.





MMBZ5229AW SERIES

Part Number	Nominal Zener Voltage			Max. Zener Impedance				Max Reverse Leakage Current		Marking Code
	V _Z @ I _{ZT}			Z _{TT} @ I _{ZT}		Z _{ZK} @ I _{ZK}		I _R @ V _R		
	Nom. V	Min. V	Max. V	Ω	mA	Ω	mA	μA	V	
200 mWatts Zener Diodes										
MMBZ5229AW	4.3	4.21	4.39	22	20.0	2000	0.25	5.0	1.0	D4
MMBZ5230AW	4.7	4.61	4.79	19	20.0	1900	0.25	5.0	2.0	D5
MMBZ5231AW	5.1	5.00	5.20	17	20.0	1600	0.25	5.0	2.0	E1
MMBZ5232AW	5.6	5.49	5.71	11	20.0	1600	0.25	5.0	3.0	E2
MMBZ5234AW	6.2	6.08	6.32	7	20.0	1000	0.25	5.0	4.0	E4
MMBZ5235AW	6.8	6.66	6.94	5	20.0	750	0.25	3.0	5.0	E5
MMBZ5236AW	7.5	7.35	7.65	6	20.0	500	0.25	3.0	6.0	F1
MMBZ5237AW	8.2	8.04	8.36	8	20.0	500	0.25	3.0	6.0	F2
MMBZ5238AW	8.7	8.53	8.87	8	20.0	600	0.25	3.0	6.5	F3
MMBZ5239AW	9.1	8.92	9.28	10	20.0	600	0.25	3.0	6.5	F4
MMBZ5240AW	10	9.80	10.20	17	20.0	600	0.25	3.0	8.0	F5
MMBZ5241AW	11	10.78	11.22	22	20.0	600	0.25	2.0	8.4	H1
MMBZ5242AW	12	11.76	12.24	30	20.0	600	0.25	1.0	9.1	H2
MMBZ5243AW	13	12.74	13.26	13	9.5	600	0.25	0.5	9.9	H3
MMBZ5244AW	14	13.72	14.28	15	9.0	600	0.25	0.1	10.5	H4
MMBZ5245AW	15	14.70	15.30	16	8.5	600	0.25	0.1	11.0	H5
MMBZ5246AW	16	15.68	16.32	17	7.8	600	0.25	0.1	12.0	J1
MMBZ5247AW	17	16.66	17.34	19	7.5	600	0.25	0.1	13.0	J2
MMBZ5248AW	18	17.64	18.36	21	7.0	600	0.25	0.1	14.0	J3
MMBZ5250AW	20	19.60	20.40	25	6.2	600	0.25	0.1	15.0	J5
MMBZ5251AW	22	21.56	22.44	29	5.6	600	0.25	0.1	17.0	K1
MMBZ5252AW	24	23.52	24.48	33	5.2	600	0.25	0.1	18.0	K2
MMBZ5254AW	27	26.46	27.54	41	5.0	600	0.25	0.1	21.0	K4
MMBZ5255AW	28	27.44	28.56	44	4.5	600	0.25	0.1	21.0	K5
MMBZ5256AW	30	29.40	30.60	49	4.2	600	0.25	0.1	23.0	M1
MMBZ5257AW	33	32.34	33.66	58	3.8	700	0.25	0.1	25.0	M2
MMBZ5258AW	36	35.28	36.72	70	3.4	700	0.25	0.1	27.0	M3
MMBZ5259AW	39	38.22	39.78	80	3.2	800	0.25	0.1	30.0	M4
MMBZ5260AW	43	42.14	43.86	93	3.0	900	0.25	0.1	33	M5
MMBZ5261AW	47	46.06	47.94	105	2.7	1000	0.25	0.1	36	N1
MMBZ5262AW	51	49.98	52.02	125	2.5	1100	0.25	0.1	39	N2



MMBZ5229AW SERIES

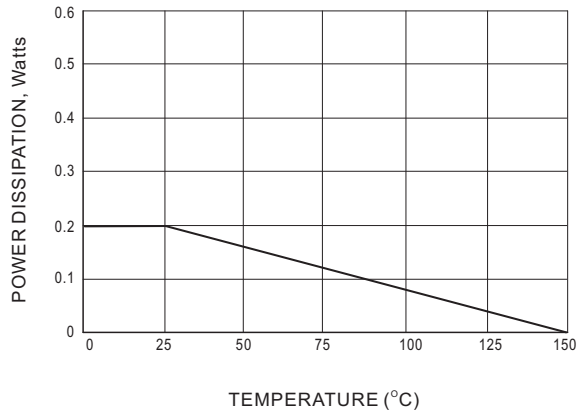


Fig.1 STEADY STATE POWER DERATING

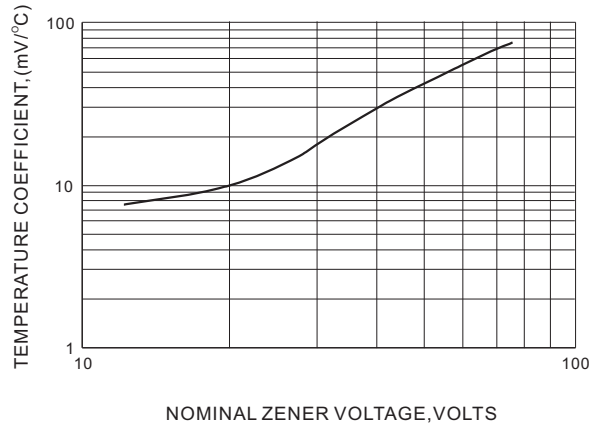


Fig.2 TEMPERATURE COEFFICIENTS

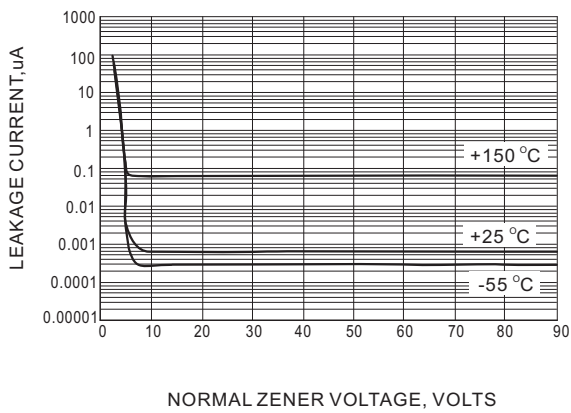


Fig.3 TYPICAL LEAKAGE CURRENT

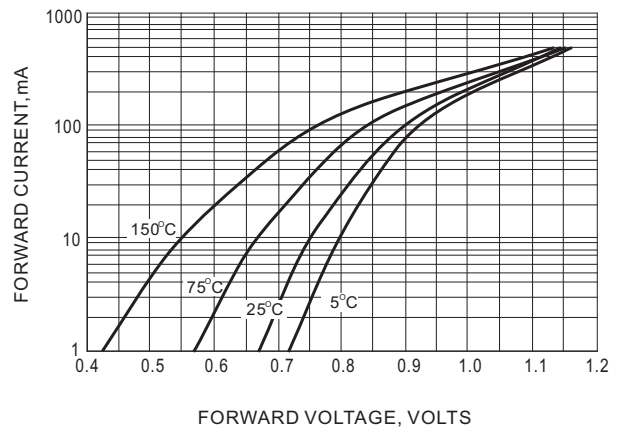
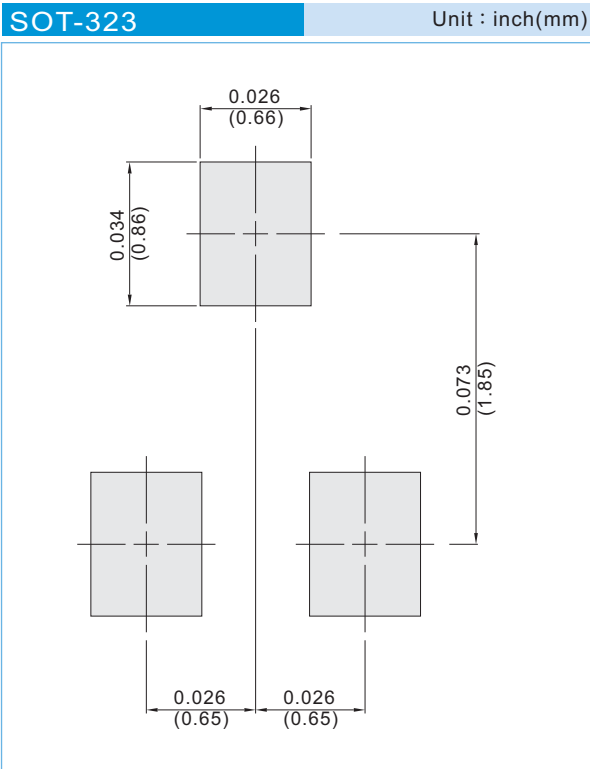


Fig.4 TYPICAL FORWARD VOLTAGE



MMBZ5229AW SERIES

MOUNTING PAD LAYOUT



ORDER INFORMATION

- Packing information
 - T/R - 12K per 13" plastic Reel
 - T/R - 3K per 7" plastic Reel

LEGAL STATEMENT

Copyright PanJit International, Inc 2011

The information presented in this document is believed to be accurate and reliable. The specifications and information herein are subject to change without notice. Pan Jit makes no warranty, representation or guarantee regarding the suitability of its products for any particular purpose. Pan Jit products are not authorized for use in life support devices or systems. Pan Jit does not convey any license under its patent rights or rights of others.

单击下面可查看定价，库存，交付和生命周期等信息

[>>Panjit\(强茂\)](#)