



SD107WS

SURFACE MOUNT SCHOTTKY DIODES

VOLTAGE 30 Volt **POWER** 200mA

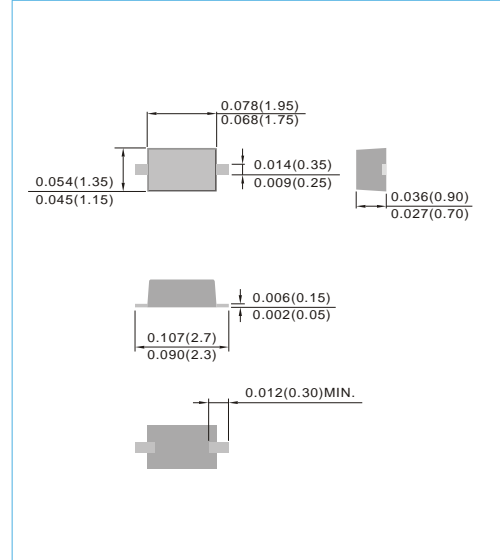
SOD-323 Unit : inch(mm)

FEATURES

- Very Low V_F : 0.36V(Max) at $I_F=2mA$
- Low Capacitance : 3pF(Max) at $V_R=10V$
- Extremely Fast Switching Speed
- Lead free in compliance with EU RoHS 2011/65/EU directive
- Green molding compound as per IEC61249 Std. . (Halogen Free)

MECHANICAL DATA

Case : SOD-323, plastic
 Terminals : Solderable per MIL-STD-750,Method 2026
 Approx Weight : 0.00014 ounces, 0.0041 grams
 Polarity : Color band cathode



MAXIMUM RATINGS AND ELECTRICAL CHARACTERISTICS

Ratings at 25°C ambient temperature unless otherwise specified. Single phase, half wave, 60Hz, resistive or inductive load. For capacitive load, derate current by 20%

PARAMETER	SYMBOL	VALUE	UNITS
Marking Code	-	S9	-
Maximum Reverse Voltage	V_R	30	V
Peak Reverse Voltage	V_{RRM}	30	V
Maximum Forward Current	I_F	0.2	A
Non-Repetitive Forward Surge Current $t_p=10ms$	I_{FSM}	0.75	A
Power Dissipation (1)	P_{TOT}	200	mW
Thermal Resistance, Junction to Ambient (1)	$R_{\theta JA}$	625	°C/W
Junction and Storage Temperature Range	T_J, T_{STG}	-55 to +150	°C

NOTE : FR-4 Board = 70 x 60 x 1mm.

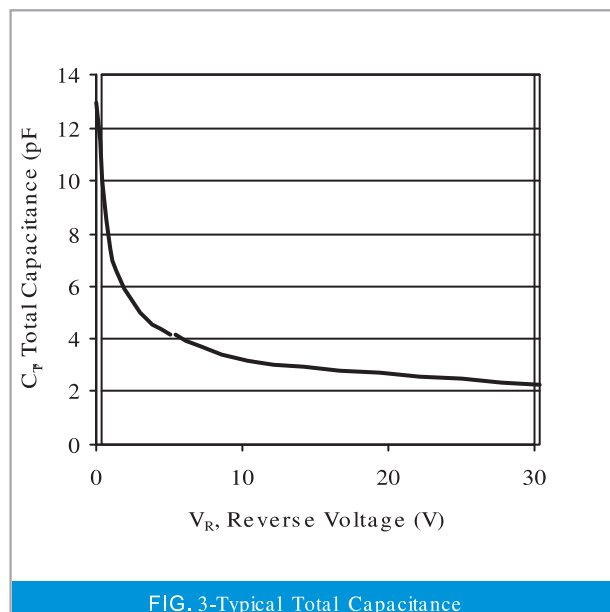
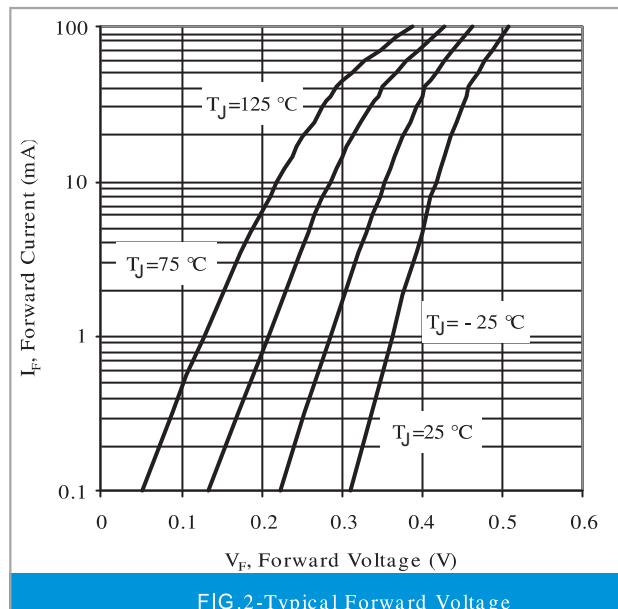
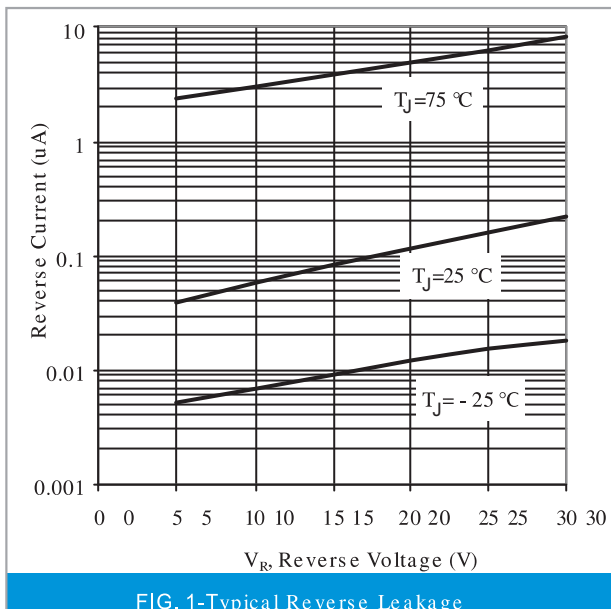


SD107WS

ELECTRICAL CHARACTERISTICS (each diode)(T_J=25°C unless otherwise noted)

PARAMETER	SYMBOL	TEST CONDITION	MIN.	TYP.	MAX.	UNITS
Reverse Breakdown Voltage	V _(BR)	I _R =10μA	30	-	-	V
Reverse Leakage Current	I _R	V _R =25V	-	-	1	μA
Forward Voltage	V _F	I _F =100mA I _F =2mA I _F =50mA	-	-	0.80 0.36 0.55	V
Total Capacitance	C _J	V _R =10V,f=1.0MHz	-	3	7	pF

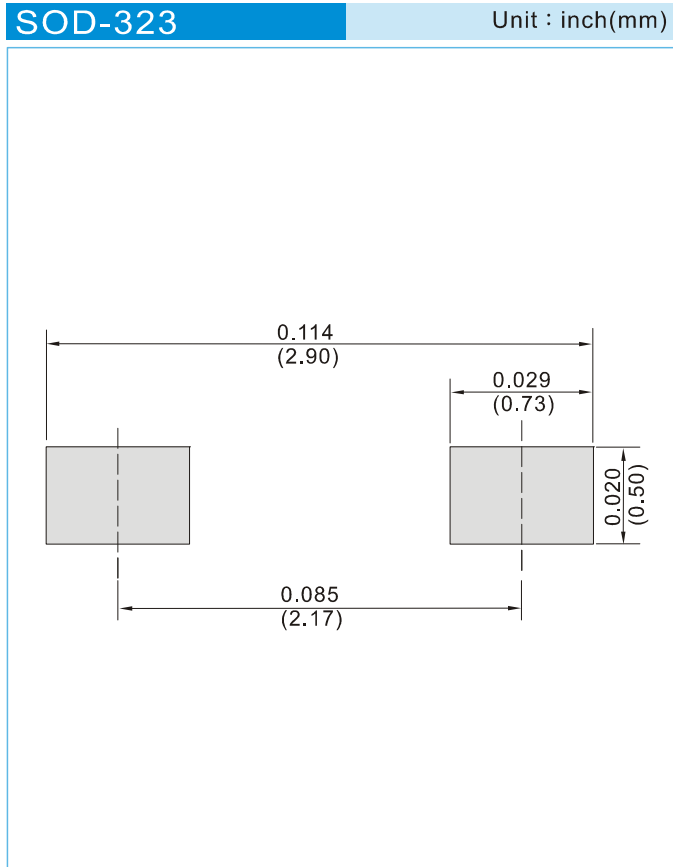
ELECTRICAL CHARACTERISTICS CURVE





SD107WS

MOUNTING PAD LAYOUT



ORDER INFORMATION

- Packing information
T/R - 12K per 13" plastic Reel
T/R - 5K per 7" plastic Reel



SD107WS

Part No_packing code_Version

SD107WS_R1_00001

SD107WS_R2_00001

For example :

RB500V-40 **R2** **00001**



Packing Code XX				Version Code XXXXX		
Packing type	1 st Code	Packing size code	2 nd Code	HF or RoHS	1 st Code	2 nd ~5 th Code
Tape and Ammunition Box (T/B)	A	N/A	0	HF	0	serial number
Tape and Reel (T/R)	R	7"	1	RoHS	1	serial number
Bulk Packing (B/P)	B	13"	2			
Tube Packing (T/P)	T	26mm	X			
Tape and Reel (Right Oriented) (TRR)	S	52mm	Y			
Tape and Reel (Left Oriented) (TRL)	L	PANASERT T/B CATHODE UP (PBCU)	U			
FORMING	F	PANASERT T/B CATHODE DOWN (PBCD)	D			



SD107WS

Disclaimer

- Reproducing and modifying information of the document is prohibited without permission from Panjit International Inc..
- Panjit International Inc. reserves the rights to make changes of the content herein the document anytime without notification. Please refer to our website for the latest document.
- Panjit International Inc. disclaims any and all liability arising out of the application or use of any product including damages incidentally and consequentially occurred.
- Panjit International Inc. does not assume any and all implied warranties, including warranties of fitness for particular purpose, non-infringement and merchantability.
- Applications shown on the herein document are examples of standard use and operation. Customers are responsible in comprehending the suitable use in particular applications. Panjit International Inc. makes no representation or warranty that such applications will be suitable for the specified use without further testing or modification.
- The products shown herein are not designed and authorized for equipments requiring high level of reliability or relating to human life and for any applications concerning life-saving or life-sustaining, such as medical instruments, transportation equipment, aerospace machinery et cetera. Customers using or selling these products for use in such applications do so at their own risk and agree to fully indemnify Panjit International Inc. for any damages resulting from such improper use or sale.
- Since Panjit uses lot number as the tracking base, please provide the lot number for tracking when complaining.

单击下面可查看定价，库存，交付和生命周期等信息

[>>Panjit\(强茂\)](#)