



B1S SERIES

MINI SURFACE MOUNT GLASS PASSIVATED SINGLE-PHASE BRIDGE RECTIFIER

VOLTAGE 100 to 1000Volt **CURRENT** 0.8 Ampere

MDI Unit : inch(mm)

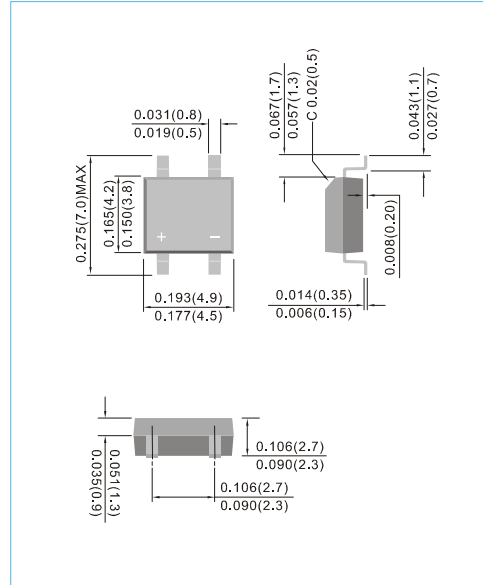
Recongnized File # E111753

FEATURES

- Plastic material used carries Underwriters Laboratory recognition 94V-0
- Low leakage
- Ideal for printed circuit board
- Exceeds environmental standards of MIL-S-19500
- Lead free in compliance with EU RoHS 2.0

MECHANICAL DATA

- Case: Reliable low cost construction utilizing molded plastic technique results in inexpensive product
- Terminals: Lead solderable per MIL-STD-750, Method 2026
- Polarity: Polarity symbols molded or marking on body
- Weight: 0.0044 ounce, 0.1268 gram



MAXIMUM RATINGS AND ELECTRICAL CHARACTERISTICS

Ratings at 25°C ambient temperature unless otherwise specified. Single phase, half wave, 60Hz, Resistive or inductive load.
For capacitive load, derate current by 20%

PARAMETER	SYMBOL	B1S	B2S	B4S	B6S	B8S	B10S	UNITS	
Maximum Recurrent Peak Reverse Voltage	V_{RRM}	100	200	400	600	800	1000	V	
Maximum RMS Bridge Input Voltage	V_{RMS}	70	140	280	420	560	700	V	
Maximum DC Blocking Voltage	V_R	100	200	400	600	800	1000	V	
Maximum Average Forward Current $T_A=55^\circ\text{C}$ $T_A=25^\circ\text{C}$	$I_{F(AV)}$	0.5 0.8							A
Peak Forward Surge Current : 8.3ms single half sine-wave superimposed on rated load	I_{FSM}	35							A
Power Dissipation at $T_A=25^\circ\text{C}$	P_D	1.4							W
I^2t Rating For Fusing ($t < 8.35\text{ms}$)	I^2t	5.083							A ² S
Maximum Forward Voltage Drop per Bridge Element at 0.5A	V_F	1.0							V
Maximum DC Reverse Current at Rated DC Blocking Voltage $T_J=25^\circ\text{C}$ $T_J=125^\circ\text{C}$	I_R	5 500							μA
Typical Junction Capacitance (Note 1)	C_J	25							pF
Typical Thermal Resistance (Note 2)	$R_{\theta JA}$ $R_{\theta JL}$	85 20							$^\circ\text{C} / \text{W}$
Operating Junction and Storage Temperature Range	T_J, T_{STG}	-55 to +150							$^\circ\text{C}$

NOTES :

1. Measured at 1MHz and applied reverse voltage of 4 Volts.
2. Thermal resistance from junction to ambient mounted on 5cmX6cm P.C.B. with minimum copper pads.



B1S SERIES

RATING AND CHARACTERISTIC CURVES

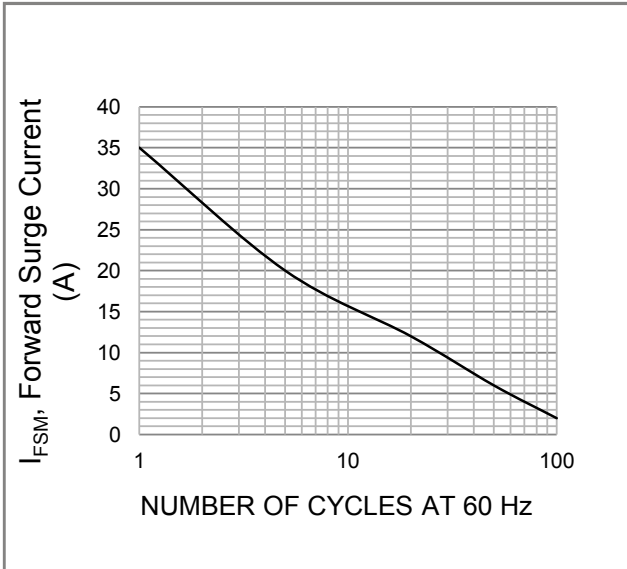


Fig.1 MAXIMUM NON-REPETITIVE SURGE CURRENT

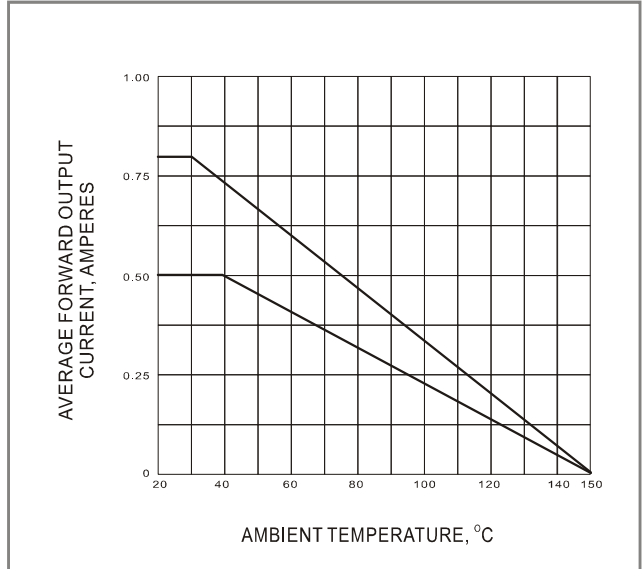


Fig.2 DERATING CURVE FOR OUTPUT RECTIFIED CURRENT

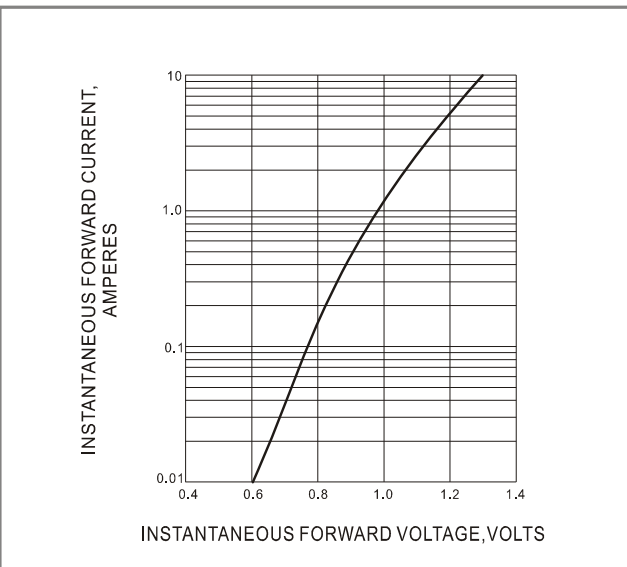


Fig.3 TYPICAL FORWARD CHARACTERISTICS

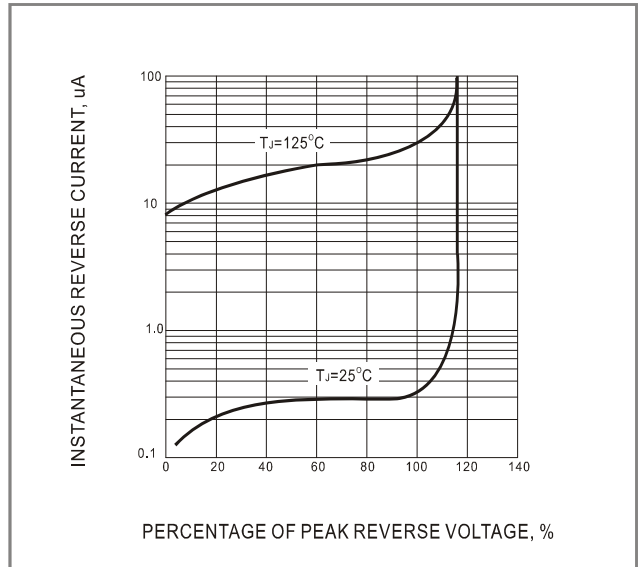
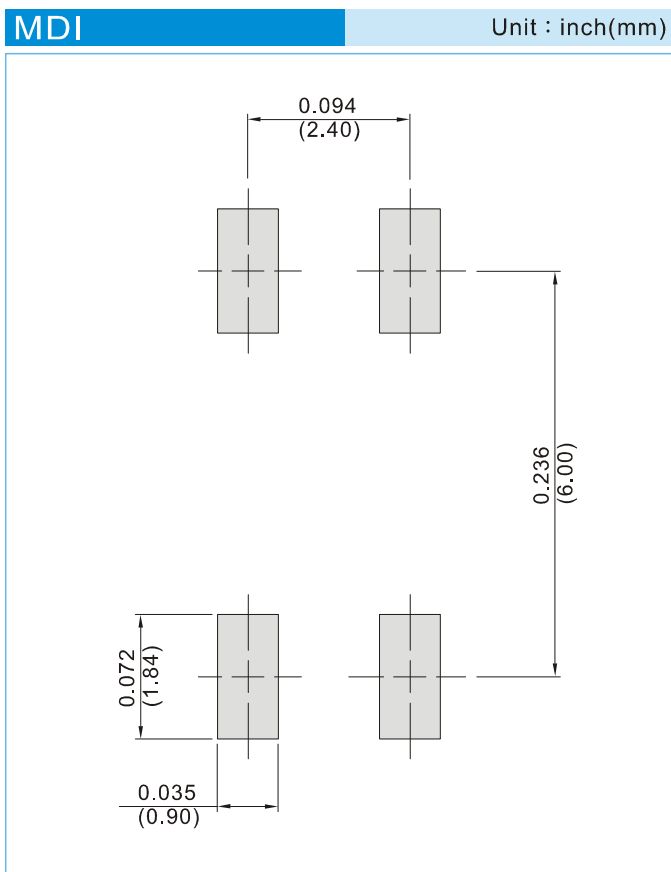


Fig.4 TYPICAL REVERSE CHARACTERISTICS



B1S SERIES

MOUNTING PAD LAYOUT



ORDER INFORMATION

- Packing information
T/R - 3K per 13" plastic Reel

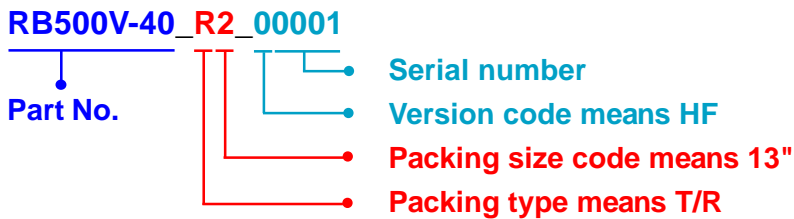


B1S SERIES

Part No_packing code_Version

B1S_R2_00001
B1S_R2_10001

For example :



Packing Code XX				Version Code XXXXX		
Packing type	1 st Code	Packing size code	2 nd Code	HF or RoHS	1 st Code	2 nd ~5 th Code
Tape and Ammunition Box (T/B)	A	N/A	0	HF	0	serial number
Tape and Reel (T/R)	R	7"	1	RoHS	1	serial number
Bulk Packing (B/P)	B	13"	2			
Tube Packing (T/P)	T	26mm	X			
Tape and Reel (Right Oriented) (TRR)	S	52mm	Y			
Tape and Reel (Left Oriented) (TRL)	L	PANASERT T/B CATHODE UP (PBCU)	U			
FORMING	F	PANASERT T/B CATHODE DOWN (PBCD)	D			



B1S SERIES

Disclaimer

- Reproducing and modifying information of the document is prohibited without permission from Panjit International Inc..
- Panjit International Inc. reserves the rights to make changes of the content herein the document anytime without notification. Please refer to our website for the latest document.
- Panjit International Inc. disclaims any and all liability arising out of the application or use of any product including damages incidentally and consequentially occurred.
- Panjit International Inc. does not assume any and all implied warranties, including warranties of fitness for particular purpose, non-infringement and merchantability.
- Applications shown on the herein document are examples of standard use and operation. Customers are responsible in comprehending the suitable use in particular applications. Panjit International Inc. makes no representation or warranty that such applications will be suitable for the specified use without further testing or modification.
- The products shown herein are not designed and authorized for equipments requiring high level of reliability or relating to human life and for any applications concerning life-saving or life-sustaining, such as medical instruments, transportation equipment, aerospace machinery et cetera. Customers using or selling these products for use in such applications do so at their own risk and agree to fully indemnify Panjit International Inc. for any damages resulting from such improper use or sale.
- Since Panjit uses lot number as the tracking base, please provide the lot number for tracking when complaining.

单击下面可查看定价，库存，交付和生命周期等信息

[>>Panjit\(强茂\)](#)