



# UF2000CT~UF2006CT

## ULTRAFAST RECOVERY RECTIFIERS

**VOLTAGE** 50 to 600 Volt    **CURRENT** 20 Ampere

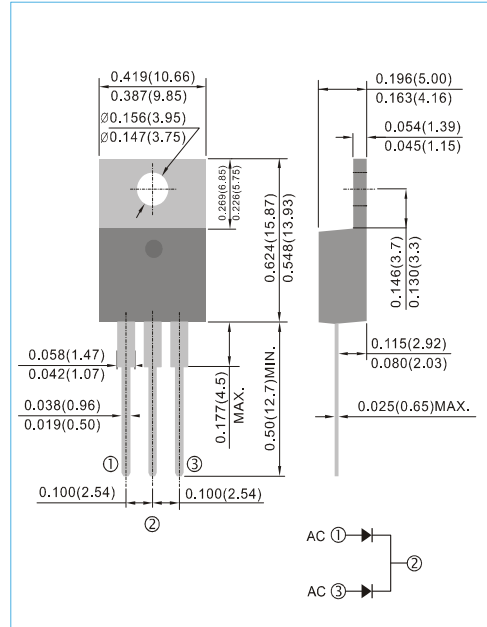
### FEATURES

- Plastic package has Underwriters Laboratory Flammability Classification 94V-O utilizing Flame Retardant Epoxy Molding Compound.
- Low power loss, high efficiency.
- Low forward voltage, high current capability
- High surge capacity.
- Ultra fast recovery times, high voltage.
- Lead free in compliance with EU RoHS 2011/65/EU directive
- Green molding compound as per IEC61249 Std. . (Halogen Free)

### MECHANICAL DATA

- Case: TO-220AB full molded plastic package
- Terminals: Lead solderable per MIL-STD-750, Method 2026
- Polarity: As marked.
- Standard packaging: Any
- Weight: 0.067 ounces, 1.89 grams.

**TO-220AB**    Unit : inch(mm)



### MAXIMUM RATINGS AND ELECTRICAL CHARACTERISTICS

Ratings at 25°C ambient temperature unless otherwise specified. Single phase, half wave, 60 Hz, resistive or inductive load.

For capacitive load, derate current by 20%

PARAMETER	SYMBOL	UF2000CT	UF2001CT	UF2002CT	UF2003CT	UF2004CT	UF2006CT	UNITS
Maximum Recurrent Peak Reverse Voltage	$V_{RRM}$	50	100	200	300	400	600	V
Maximum RMS Voltage	$V_{RMS}$	35	70	140	210	280	420	V
Maximum DC Blocking Voltage	$V_{DC}$	50	100	200	300	400	600	V
Maximum Average Forward Current lead length at $T_C = 100^\circ\text{C}$	$I_{F(AV)}$	20						A
Peak Forward Surge Current : 8.3ms single half sine-wave superimposed on rated load	$I_{FSM}$	150						A
Maximum Forward Voltage at 10A	$V_F$	1		1.3		1.7		V
Maximum DC Reverse Current at Rated DC Blocking Voltage $T_j=25^\circ\text{C}$ $T_j=125^\circ\text{C}$	$I_R$	1 500						$\mu\text{A}$
Typical Junction Capacitance (Note 1)	$C_j$	200						pF
Maximum Reverse Recovery Time (Note 2)	$t_{rr}$	50					100	ns
Typical Thermal Resistance (Note 3)	$R_{\theta JC}$	2						$^\circ\text{C} / \text{W}$
Operating Junction and Storage Temperature Range	$T_j, T_{STG}$	-65 to +150						$^\circ\text{C}$

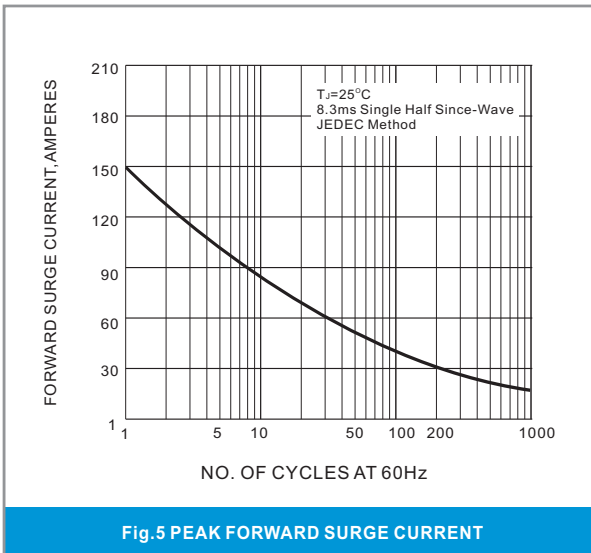
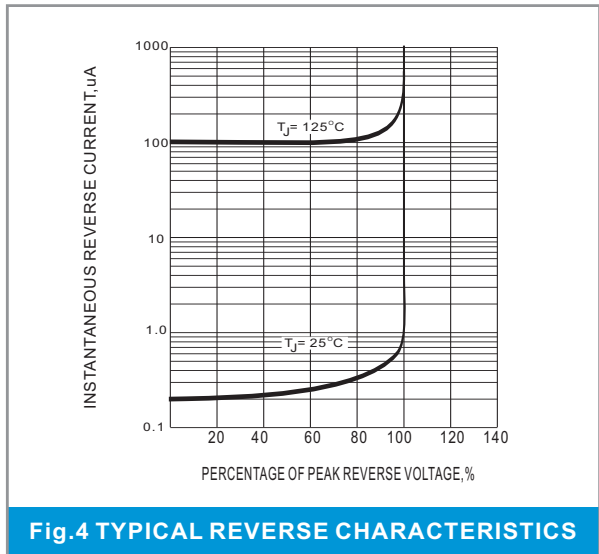
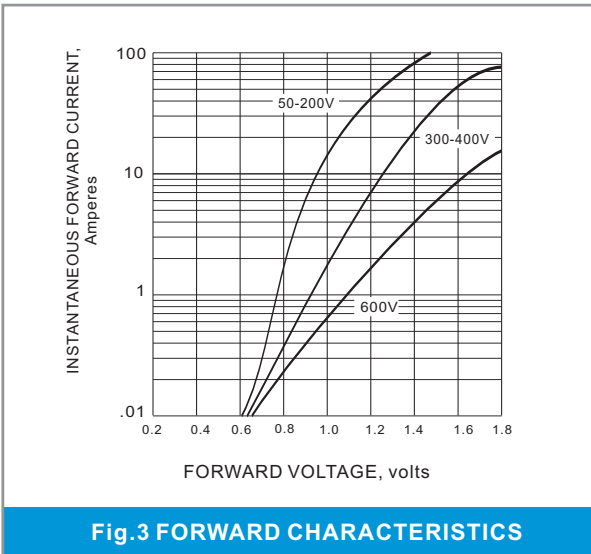
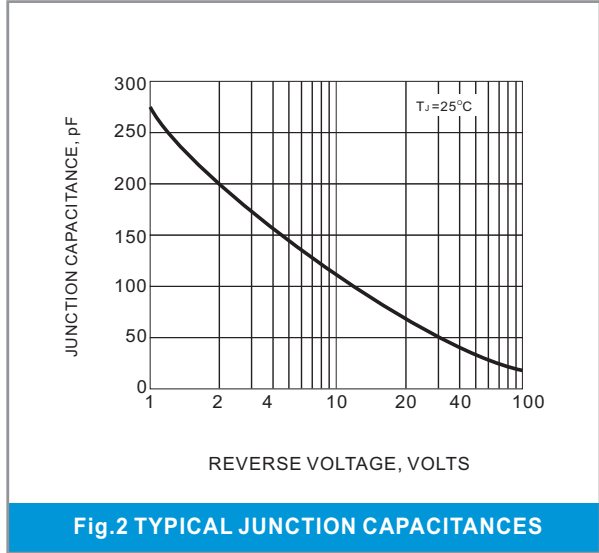
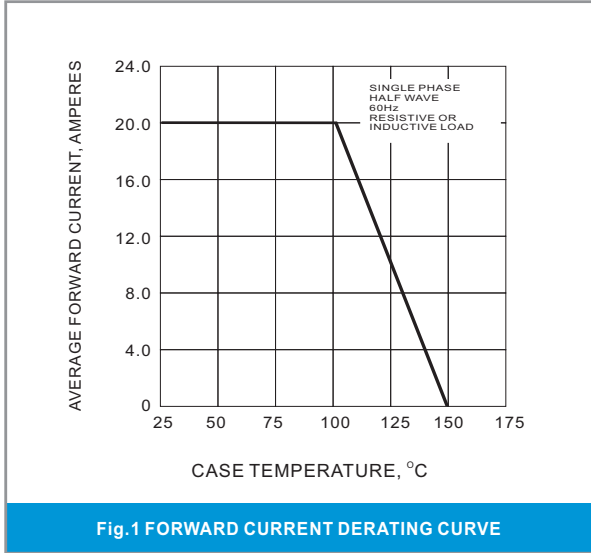
#### NOTES:

1. Measured at 1 MHz and applied reverse voltage of 4.0 VDC.
2. Reverse Recovery Test Conditions:  $I_F=0.5A$ ,  $I_R=1A$ ,  $I_{rr}=0.25A$ .
3. Thermal resistance from Junction to ambient and from junction to lead



# UF2000CT~UF2006CT

## RATING AND CHARACTERISTIC CURVES





## UF2000CT~UF2006CT

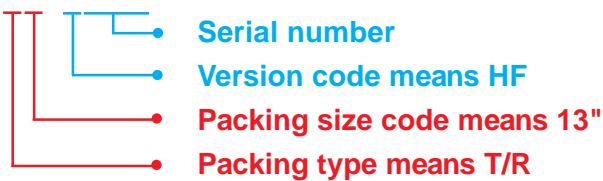
Part No\_packing code\_Version

UF2000CT\_T0\_00001

For example :

RB500V-40\_R2\_00001

Part No.



Packing Code XX				Version Code XXXXX		
Packing type	1 <sup>st</sup> Code	Packing size code	2 <sup>nd</sup> Code	HF or RoHS	1 <sup>st</sup> Code	2 <sup>nd</sup> ~5 <sup>th</sup> Code
Tape and Ammunition Box (T/B)	A	N/A	0	HF	0	serial number
Tape and Reel (T/R)	R	7"	1	RoHS	1	serial number
Bulk Packing (B/P)	B	13"	2			
Tube Packing (T/P)	T	26mm	X			
Tape and Reel (Right Oriented) (TRR)	S	52mm	Y			
Tape and Reel (Left Oriented) (TRL)	L	PANASERT T/B CATHODE UP (PBCU)	U			
FORMING	F	PANASERT T/B CATHODE DOWN (PBCD)	D			



## UF2000CT~UF2006CT

---

### Disclaimer

- Reproducing and modifying information of the document is prohibited without permission from Panjit International Inc..
- Panjit International Inc. reserves the rights to make changes of the content herein the document anytime without notification. Please refer to our website for the latest document.
- Panjit International Inc. disclaims any and all liability arising out of the application or use of any product including damages incidentally and consequentially occurred.
- Panjit International Inc. does not assume any and all implied warranties, including warranties of fitness for particular purpose, non-infringement and merchantability.
- Applications shown on the herein document are examples of standard use and operation. Customers are responsible in comprehending the suitable use in particular applications. Panjit International Inc. makes no representation or warranty that such applications will be suitable for the specified use without further testing or modification.
- The products shown herein are not designed and authorized for equipments requiring high level of reliability or relating to human life and for any applications concerning life-saving or life-sustaining, such as medical instruments, transportation equipment, aerospace machinery et cetera. Customers using or selling these products for use in such applications do so at their own risk and agree to fully indemnify Panjit International Inc. for any damages resulting from such improper use or sale.
- Since Panjit uses lot number as the tracking base, please provide the lot number for tracking when complaining.

单击下面可查看定价，库存，交付和生命周期等信息

[>>Panjit\(强茂\)](#)