



ER3A~ER3J

SURFACE MOUNT RECTIFIER

VOLTAGE 50 to 600 Volt **CURRENT** 3 Ampere

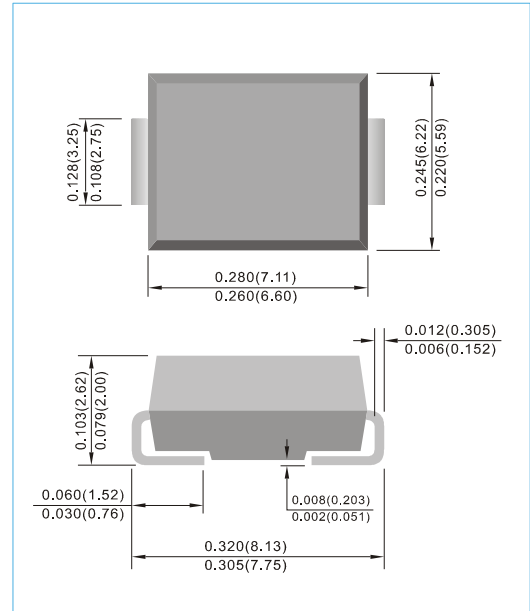
SMC / DO-214AB Unit : inch(mm)

FEATURES

- For surface mounted applications
- High temperature metallurgically bonded-no compression contacts as found in other diode-constructed rectifiers
- Glass passivated junction
- Easy pick and place
- Plastic package has Underwriters Laboratory Flammability Classification 94V-O
- Lead free in compliance with EU RoHS 2.0
- Green molding compound as per IEC 61249 standard

MECHANICAL DATA

- Case: JEDEC DO-214AB molded plastic
- Terminals: Solder plated, solderable per MIL-STD-750, Method 2026
- Polarity: Color band denotes cathode end
- Standard packaging: 16mm tape (EIA-481)
- Weight: 0.0082 ounces, 0.2325 grams



MAXIMUM RATINGS AND ELECTRICAL CHARACTERISTICS

Ratings at 25°C ambient temperature unless otherwise specified. Single phase, half wave, 60 Hz, resistive or inductive load. For capacitive load, derate current by 20%.

PARAMETER	SYMBOL	ER3A	ER3B	ER3C	ER3D	ER3E	ER3G	ER3J	UNITS
Maximum Recurrent Peak Reverse Voltage	V_{RRM}	50	100	150	200	300	400	600	V
Maximum RMS Voltage	V_{RMS}	35	70	105	140	210	280	420	V
Maximum DC Blocking Voltage	V_{DC}	50	100	150	200	300	400	600	V
Maximum Average Forward Current at $T_L=75^\circ\text{C}$	$I_{F(AV)}$	3							A
Peak Forward Surge Current : 8.3ms single half sine-wave superimposed on rated load	I_{FSM}	100							A
Maximum Forward Voltage at 3A	V_F	0.95				1.25		1.7	V
Maximum DC Reverse Current at Rated DC Blocking Voltage $T_J=25^\circ\text{C}$ $T_J=100^\circ\text{C}$	I_R	1				200			μA
Maximum Reverse Recovery Time (Notes 1)	t_{rr}	35							ns
Typical Junction Capacitance (Notes 2)	C_J	45							pF
Typical Thermal Resistance (Notes 3)	$R_{\theta JL}$	16							$^\circ\text{C} / \text{W}$
Operating and Storage Temperature Range	T_J, T_{STG}	-55 to +150							$^\circ\text{C}$

NOTES:1. Reverse Recovery Test Conditions: $I_F=0.5\text{A}$, $I_R=-1\text{A}$, $I_{rr}=-0.25\text{A}$
 2. Measured at 1 MHz and applied $V_r = 4$ volts.
 3. 8mm^2 (0.013mm thick) land areas.



ER3A~ER3J

RATING AND CHARACTERISTIC CURVES

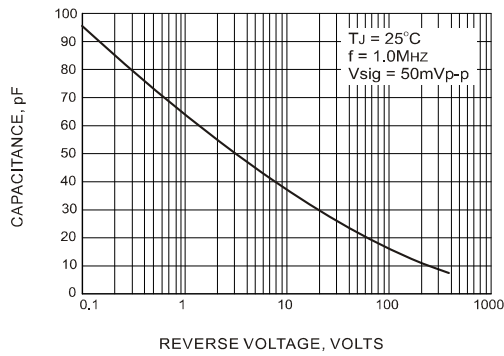


FIG.1 TYPICAL JUNCTION CAPACITANCE

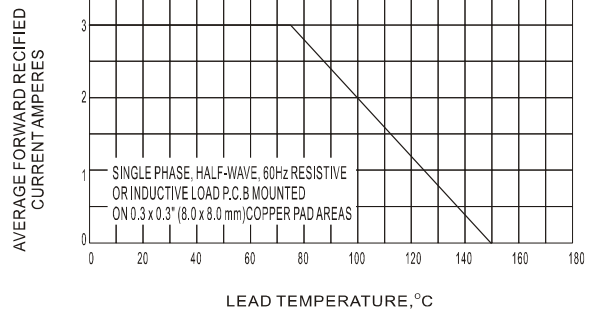


FIG.2 MAXIMUM AVERAGE FORWARD CURRENT RATING

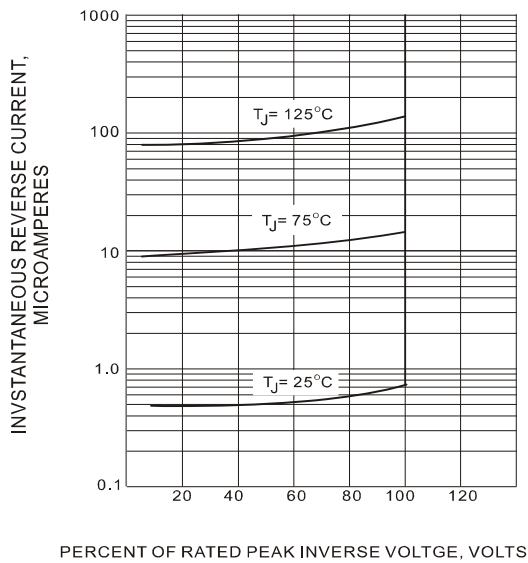


FIG.3 TYPICAL REVERSE CHARACTERISTICS

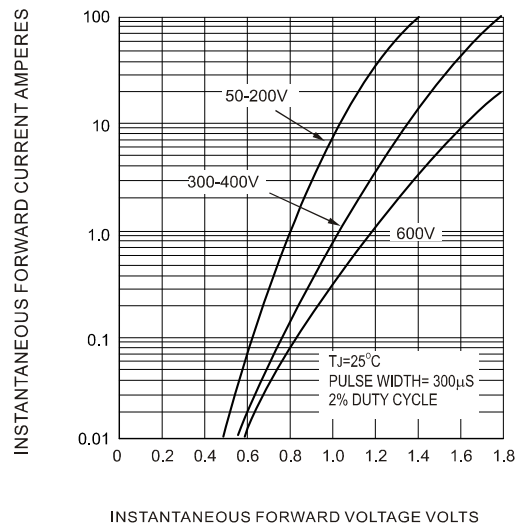


FIG.4 TYPICAL FORWARD CHARACTERISTICS

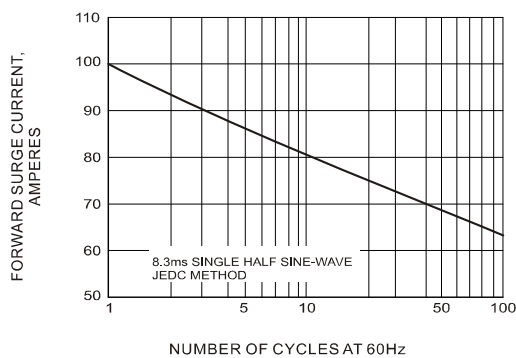
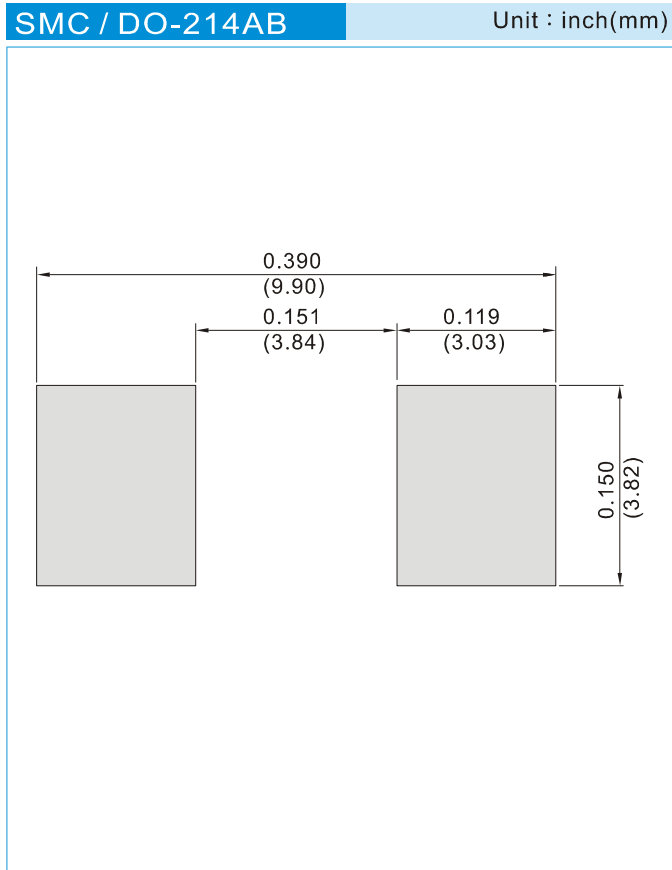


FIG.5 MAXIMUM NON-REPEITIVE SURGE CURRENT



ER3A~ER3J

MOUNTING PAD LAYOUT



ORDER INFORMATION

- Packing information
T/R - 3K per 13" plastic Reel
T/R - 0.8K per 7" plastic Reel



ER3A~ER3J

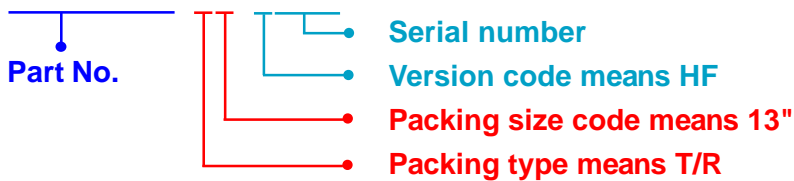
Part No_packing code_Version

ER3A_R1_00001

ER3A_R2_00001

For example :

RB500V-40 **R2** **00001**



Packing Code XX				Version Code XXXXX		
Packing type	1 st Code	Packing size code	2 nd Code	HF or RoHS	1 st Code	2 nd ~5 th Code
Tape and Ammunition Box (T/B)	A	N/A	0	HF	0	serial number
Tape and Reel (T/R)	R	7"	1	RoHS	1	serial number
Bulk Packing (B/P)	B	13"	2			
Tube Packing (T/P)	T	26mm	X			
Tape and Reel (Right Oriented) (TRR)	S	52mm	Y			
Tape and Reel (Left Oriented) (TRL)	L	PANASERT T/B CATHODE UP (PBCU)	U			
FORMING	F	PANASERT T/B CATHODE DOWN (PBCD)	D			



ER3A~ER3J

Disclaimer

- Reproducing and modifying information of the document is prohibited without permission from Panjit International Inc..
- Panjit International Inc. reserves the rights to make changes of the content herein the document anytime without notification. Please refer to our website for the latest document.
- Panjit International Inc. disclaims any and all liability arising out of the application or use of any product including damages incidentally and consequentially occurred.
- Panjit International Inc. does not assume any and all implied warranties, including warranties of fitness for particular purpose, non-infringement and merchantability.
- Applications shown on the herein document are examples of standard use and operation. Customers are responsible in comprehending the suitable use in particular applications. Panjit International Inc. makes no representation or warranty that such applications will be suitable for the specified use without further testing or modification.
- The products shown herein are not designed and authorized for equipments requiring high level of reliability or relating to human life and for any applications concerning life-saving or life-sustaining, such as medical instruments, transportation equipment, aerospace machinery et cetera. Customers using or selling these products for use in such applications do so at their own risk and agree to fully indemnify Panjit International Inc. for any damages resulting from such improper use or sale.
- Since Panjit uses lot number as the tracking base, please provide the lot number for tracking when complaining.

单击下面可查看定价，库存，交付和生命周期等信息

[>>Panjit\(强茂\)](#)