



SS12L SERIES

LOW VF SURFACE MOUNT SCHOTTKY RECTIFIER

VOLTAGE 20 to 90 Volt **CURRENT** 1.0 Ampere

SMA / DO-214AC

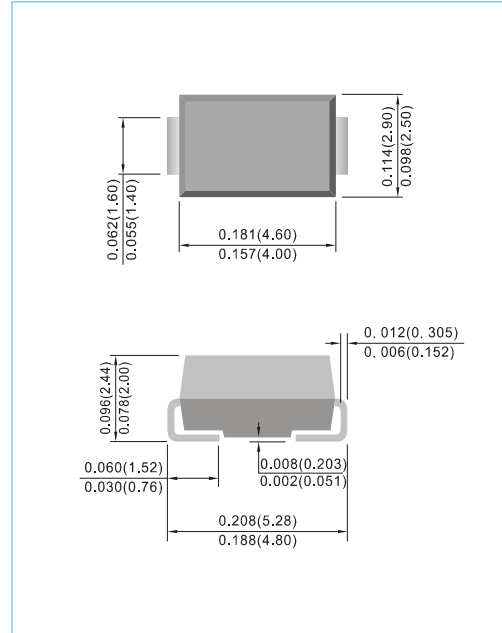
Unit : inch(mm)

FEATURES

- Plastic package has Underwriters Laboratory Flammability Classification 94V-O
- For surface mounted applications
- Low profile package
- Built-in strain relief
- Metal to silicon rectifier. majority carrier conduction
- Low power loss,high efficiency
- High surge capacity
- High current capacity, low V_F
- For use in low voltage high frequency inverters, free wheeling, and polarity protection applications
- Lead free in compliance with EU RoHS 2.0
- Green molding compound as per IEC 61249 standard

MECHANICAL DATA

- Case: JEDEC DO-214AC molded plastic
- Terminals: Solder plated, solderable per MIL-STD-750, Method 2026
- Polarity: Color band denotes cathode end
- Standard packaging: 12mm tape (EIA-481)
- Weight: 0.0023 ounces, 0.0679 grams



MAXIMUM RATINGS($T_A=25^{\circ}\text{C}$ unless otherwise noted)

PARAMETER	SYMBOL	SS12L	SS13L	SS14L	SS14AL	SS16L	SS19L	UNIT
Maximum repetitive peak reverse voltage	V_{RRM}	20	30	40	45	60	90	V
Maximum rms voltage	V_{RMS}	14	21	28	31.5	42	64	V
Maximum dc blocking voltage	V_R	20	30	40	45	60	90	V
Maximum average forward rectified current	$I_{F(AV)}$	1						A
Peak forward surge current : 8.3ms single half sine-wave superimposed on rated load	I_{FSM}	30					40	A
Maximum thermal resistance	$R_{\theta JA}$ $R_{\theta JL}$	120 40						$^{\circ}\text{C/W}$
Operating junction temperature range	T_J	-55 to + 125					-55 to +150	$^{\circ}\text{C}$
Storage temperature range	T_{STG}	-55 to + 150					-55 to +150	$^{\circ}\text{C}$

ELECTRICAL CHARACTERISTICS($T_A=25^{\circ}\text{C}$ unless otherwise noted)

PARAMETER	SYMBOL	TEST CONDITIONS	SS12L	SS13L	SS14L	SS14AL	SS16L	SS19L	UNIT
Maximum instantaneous forward voltage (Notes 1)	V_F	$I_F=1.0\text{A}$	0.42			0.45	0.50	0.68	V
Maximum reverse current at rated peak reverse voltage	I_R	-	200		100		80		μA

NOTES:

1. Pulse test : 300 μs pulse width, 1% duty cycle.



SS12L SERIES

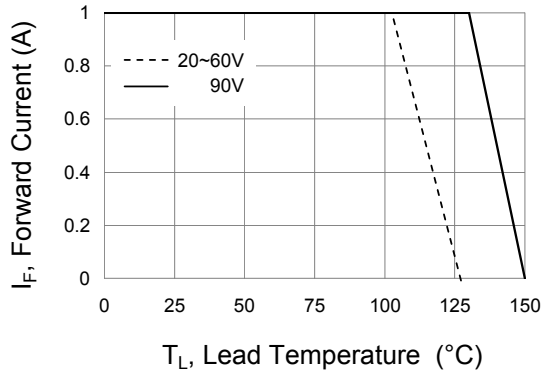


Fig.1 Forward Current Derating Curve

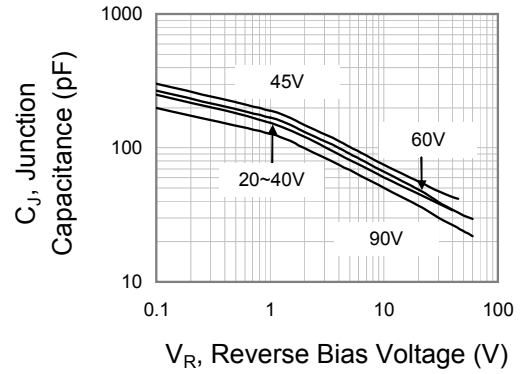


Fig.2 Typical Junction Capacitance

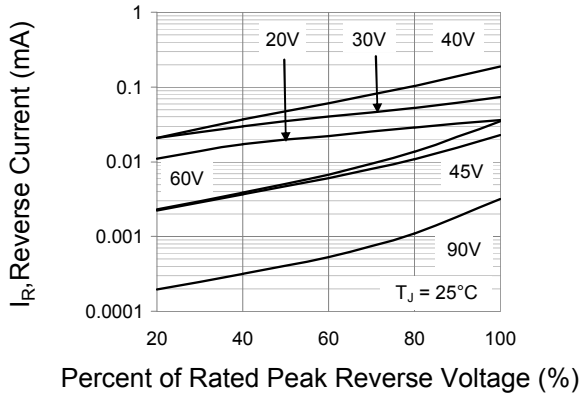


Fig.3 Typical Reverse Characteristics

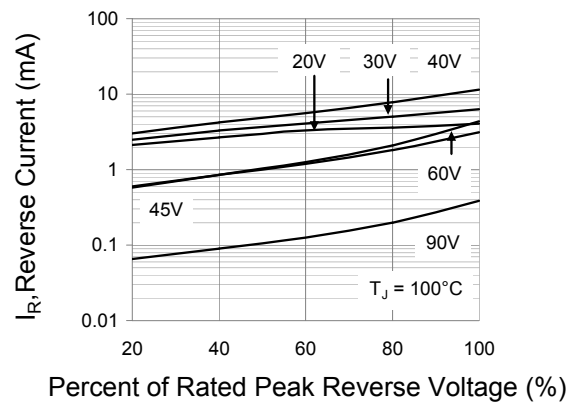


Fig.4 Typical Reverse Characteristics

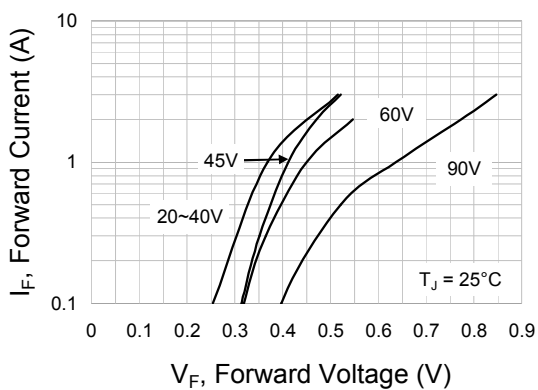


Fig.5 Typical Forward Characteristics

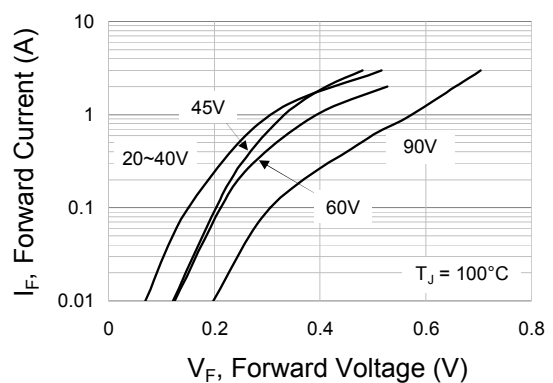
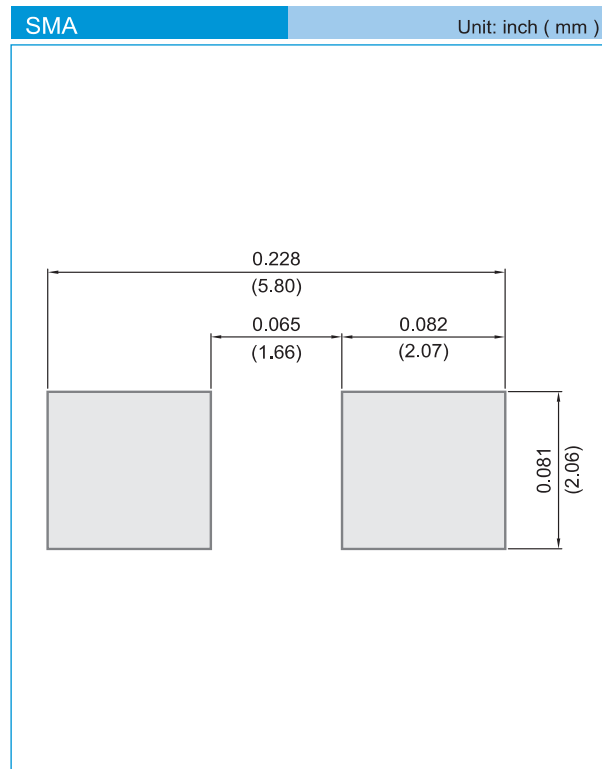


Fig.6 Typical Forward Characteristics



SS12L SERIES

MOUNTING PAD LAYOUT



ORDER INFORMATION

- Packing information
 - T/R - 7.5K per 13" plastic Reel
 - T/R - 1.8Kper 7" plastic Reel



SS12L SERIES

Part No_packing code_Version

SS12L_R1_00001

SS12L_R2_00001

For example :

RB500V-40_R2_00001



Packing Code XX				Version Code XXXXX		
Packing type	1 st Code	Packing size code	2 nd Code	HF or RoHS	1 st Code	2 nd ~5 th Code
Tape and Ammunition Box (T/B)	A	N/A	0	HF	0	serial number
Tape and Reel (T/R)	R	7"	1	RoHS	1	serial number
Bulk Packing (B/P)	B	13"	2			
Tube Packing (T/P)	T	26mm	X			
Tape and Reel (Right Oriented) (TRR)	S	52mm	Y			
Tape and Reel (Left Oriented) (TRL)	L	PANASERT T/B CATHODE UP (PBCU)	U			
FORMING	F	PANASERT T/B CATHODE DOWN (PBCD)	D			



SS12L SERIES

Disclaimer

- Reproducing and modifying information of the document is prohibited without permission from Panjit International Inc..
- Panjit International Inc. reserves the rights to make changes of the content herein the document anytime without notification. Please refer to our website for the latest document.
- Panjit International Inc. disclaims any and all liability arising out of the application or use of any product including damages incidentally and consequentially occurred.
- Panjit International Inc. does not assume any and all implied warranties, including warranties of fitness for particular purpose, non-infringement and merchantability.
- Applications shown on the herein document are examples of standard use and operation. Customers are responsible in comprehending the suitable use in particular applications. Panjit International Inc. makes no representation or warranty that such applications will be suitable for the specified use without further testing or modification.
- The products shown herein are not designed and authorized for equipments requiring high level of reliability or relating to human life and for any applications concerning life-saving or life-sustaining, such as medical instruments, transportation equipment, aerospace machinery et cetera. Customers using or selling these products for use in such applications do so at their own risk and agree to fully indemnify Panjit International Inc. for any damages resulting from such improper use or sale.
- Since Panjit uses lot number as the tracking base, please provide the lot number for tracking when complaining.

单击下面可查看定价，库存，交付和生命周期等信息

[>>Panjit\(强茂\)](#)