



1SS388

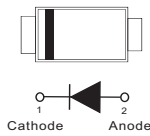
SILICON EPITAXIAL SCHOTTKY BARRIER TYPE

FEATURES

- Low forward voltage : $V_F(3)=0.54V(\text{typ.})$
- Low reverse current : $I_R=5\mu A(\text{typ.})$
- Lead free in compliance with EU RoHS 2011/65/EU directive
- Green molding compound as per IEC61249 Std. . (Halogen Free)

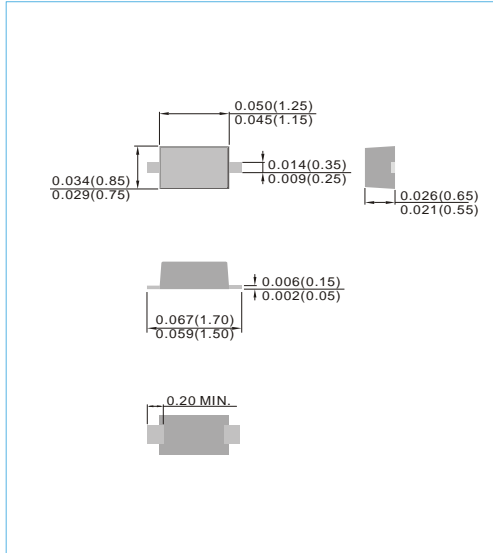
APPLICATIONS

- Case : SOD-523 plastic
- Terminals : Solderable per MIL-STD-750,Method 2026
- Approx Weight : 0.00005 ounces, 0.0014 grams
- Marking : 38



SOD-523

Unit : inch(mm)



MAXIMUM RATINGS (T_A=25°C)

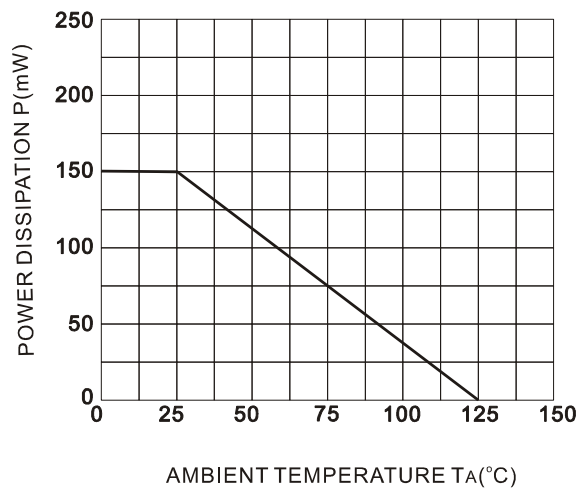
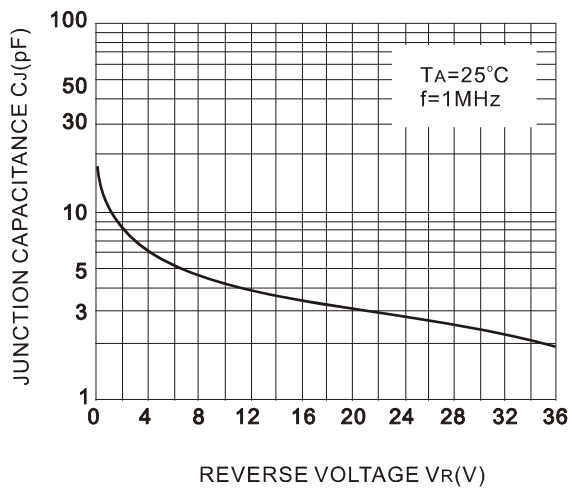
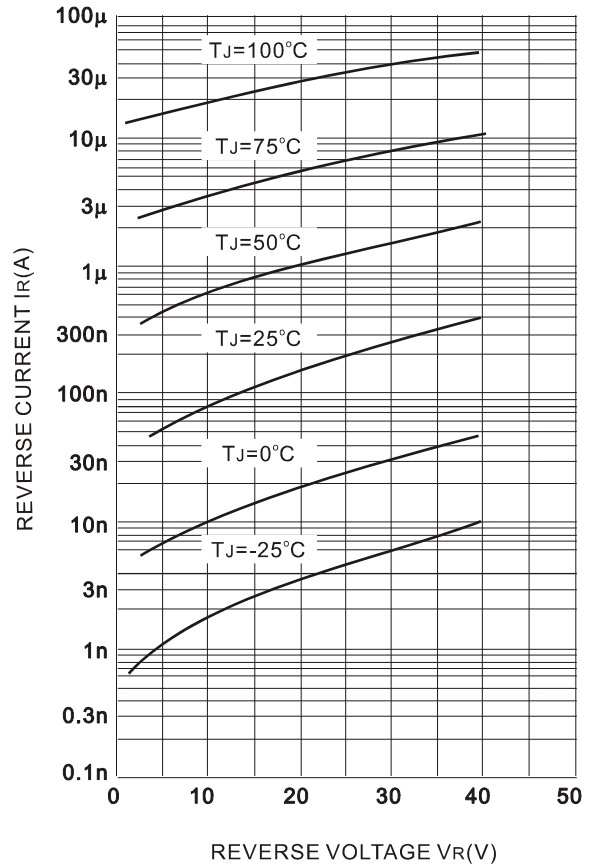
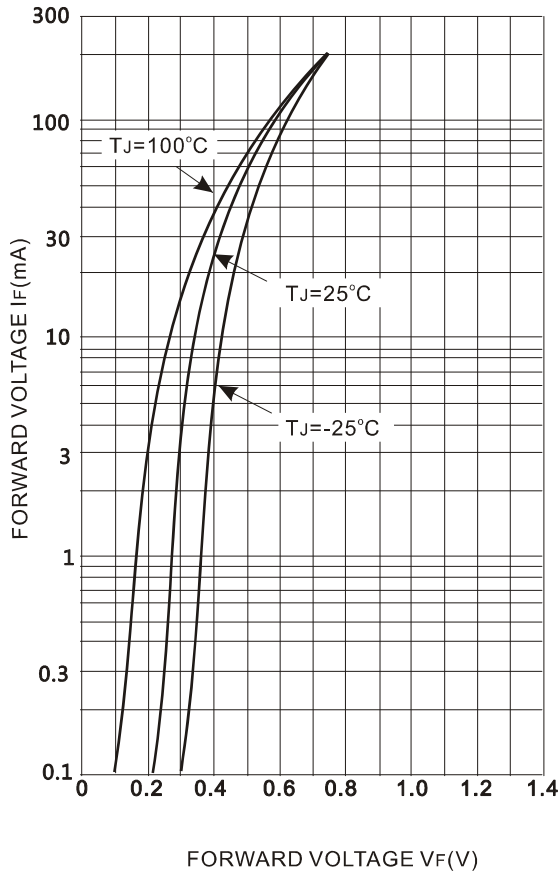
Characteristic	Symbol	Rating	Unit
Maximum (peak) reverse voltage	V_{RM}	45	V
Reverse voltage	V_R	40	V
Maximum (peak) forward current	I_{FM}	300	mA
Average forward current	I_O	100	mA
Surge current (10ms)	I_{FSM}	1	A
Power dissipation	P^*	150	mW
Operating Junction and Storage Temperature Range	T_J, T_{STG}	-55 to +125	°C

ELECTRICAL CHARACTERISTICS (T_A=25°C)

Characteristic	Symbol	Test Condition	Min.	Typ.	Max.	Unit
Forward Voltage	$V_F(1)$	$I_F=1mA$	-	0.28	-	V
	$V_F(2)$	$I_F=10mA$	-	0.36	-	
	$V_F(3)$	$I_F=50mA$	-	0.54	0.60	
Reverse Current	I_R	$V_R=10V$	-	-	5	μA
Junction Capacitance	C_J	$V_R=0, f=1MHz$	-	18	25	pF



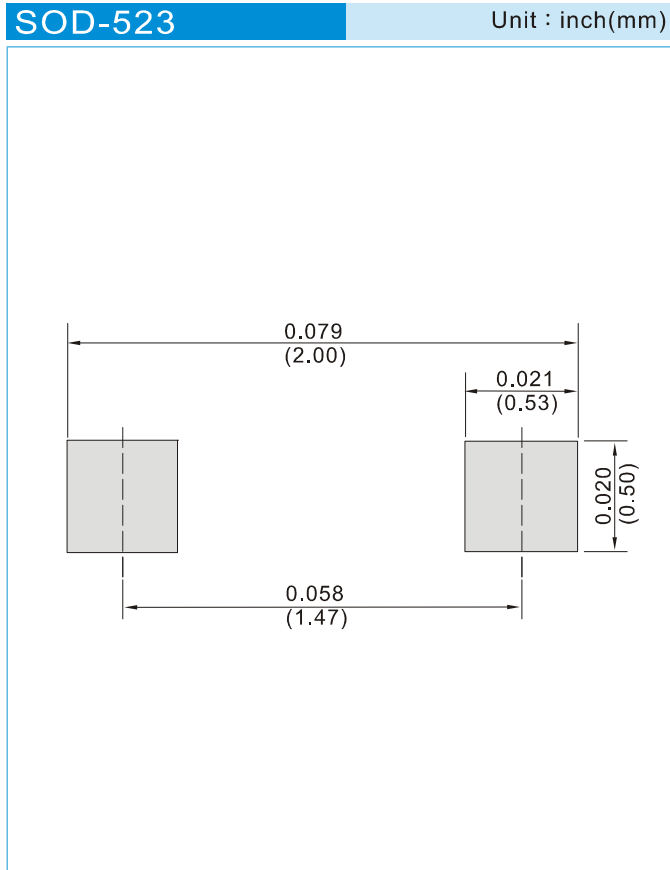
1SS388





1SS388

MOUNTING PAD LAYOUT



ORDER INFORMATION

- Packing information
T/R - 12K per 13" plastic Reel
T/R - 5K per 7" plastic Reel



1SS388

Part No_packing code_Version

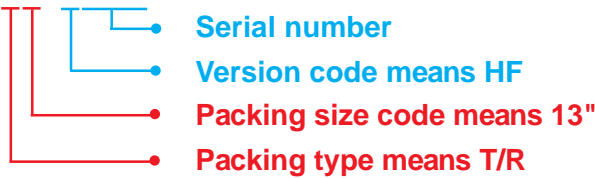
1SS388_R1_00001

1SS388_R2_00001

For example :

RB500V-40_R2_00001

Part No.



Packing Code XX				Version Code XXXXX		
Packing type	1 st Code	Packing size code	2 nd Code	HF or RoHS	1 st Code	2 nd ~5 th Code
Tape and Ammunition Box (T/B)	A	N/A	0	HF	0	serial number
Tape and Reel (T/R)	R	7"	1	RoHS	1	serial number
Bulk Packing (B/P)	B	13"	2			
Tube Packing (T/P)	T	26mm	X			
Tape and Reel (Right Oriented) (TRR)	S	52mm	Y			
Tape and Reel (Left Oriented) (TRL)	L	PANASERT T/B CATHODE UP (PBCU)	U			
FORMING	F	PANASERT T/B CATHODE DOWN (PBCD)	D			



1SS388

Disclaimer

- Reproducing and modifying information of the document is prohibited without permission from Panjit International Inc..
- Panjit International Inc. reserves the rights to make changes of the content herein the document anytime without notification. Please refer to our website for the latest document.
- Panjit International Inc. disclaims any and all liability arising out of the application or use of any product including damages incidentally and consequentially occurred.
- Panjit International Inc. does not assume any and all implied warranties, including warranties of fitness for particular purpose, non-infringement and merchantability.
- Applications shown on the herein document are examples of standard use and operation. Customers are responsible in comprehending the suitable use in particular applications. Panjit International Inc. makes no representation or warranty that such applications will be suitable for the specified use without further testing or modification.
- The products shown herein are not designed and authorized for equipments requiring high level of reliability or relating to human life and for any applications concerning life-saving or life-sustaining, such as medical instruments, transportation equipment, aerospace machinery et cetera. Customers using or selling these products for use in such applications do so at their own risk and agree to fully indemnify Panjit International Inc. for any damages resulting from such improper use or sale.
- Since Panjit uses lot number as the tracking base, please provide the lot number for tracking when complaining.

单击下面可查看定价，库存，交付和生命周期等信息

[>>Panjit\(强茂\)](#)