



ER300~ER308

GLASS PASSIVATED SUPERFAST RECOVERY RECTIFIERS

VOLTAGE 50 to 800 Volt **CURRENT** 3 Ampere

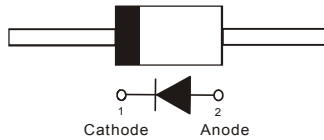
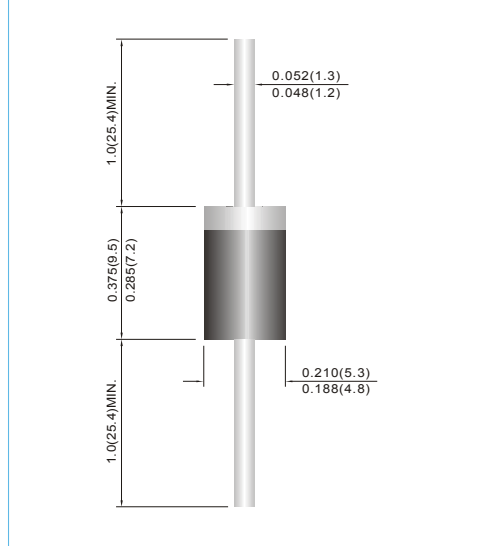
DO-201AD Unit : inch(mm)

FEATURES

- Superfast recovery times-epitaxial construction.
- Low forward voltage, high current capability.
- Hermetically sealed.
- Low leakage.
- High surge capability.
- Plastic package has Underwriters Laboratories Flammability Classification 94V-O utilizing Flame Retardant Epoxy Molding Compound.
- Lead free in compliance with EU RoHS 2.0

MECHANICAL DATA

- Case: Molded plastic, DO-201AD
- Terminals: Axial leads, solderable to MIL-STD-750, Method 2026
- Polarity: Color band denotes cathode end
- Weight: 0.04 ounce, 1.122 gram



MAXIMUM RATINGS AND ELECTRICAL CHARACTERISTICS

Ratings at 25°C ambient temperature unless otherwise specified.

Resistive or inductive load, 60Hz.

PARAMETER	SYMBOL	ER300	ER301	ER301A	ER302	ER303	ER304	ER306	ER306A	ER308	UNITS	
Maximum Recurrent Peak Reverse Voltage	V_{RRM}	50	100	150	200	300	400	600	700	800	V	
Maximum RMS Voltage	V_{RMS}	35	70	105	140	210	280	420	490	560	V	
Maximum DC Blocking Voltage	V_{DC}	50	100	150	200	300	400	600	700	800	V	
Maximum Average Forward Current 0.375"(9.5mm) lead length at $T_A=55^\circ C$	$I_{F(AV)}$	3									A	
Peak Forward Surge Current : 8.3ms single half sine-wave superimposed on rated load	I_{FSM}	125									A	
Maximum Forward Voltage at 3A DC	V_F	0.95			1.25		1.7	2	2.5		V	
Maximum DC Reverse Current at Rated DC Blocking Voltage $T_J=25^\circ C$ $T_J=125^\circ C$	I_R					1	300				μA	
Maximum Reverse Recovery Time (Note 1)	t_{rr}					35						ns
Typical Junction Capacitance (Note 2)	C_j					35						pF
Typical Junction Resistance (Note 3)	$R_{\theta JA}$					20						$^\circ C / W$
Operating and Storage Temperature Range	T_J, T_{STG}	-55 to +150									$^\circ C$	

NOTES:1. Reverse Recovery Test Conditions: $I_F=0.5A$, $I_R=-1A$, $I_{rr}=-0.25A$

2. Measured at 1 MHz and applied reverse voltage of 4 VDC

3. Thermal resistance from junction to ambient and from junction to lead length 0.375"(9.5mm) P.C.B. mounted



ER300~ER308

RATING AND CHARACTERISTIC CURVES

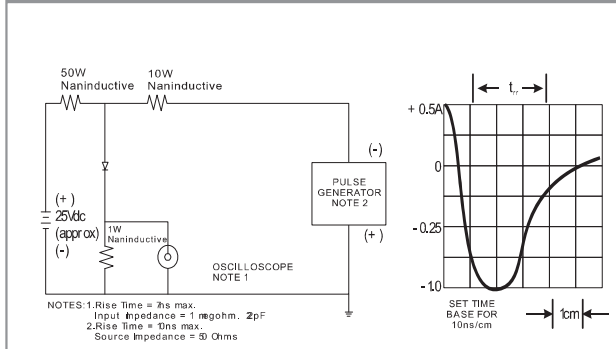


FIG.1 REVERSE RECOVERY TIME CHARACTERISTIC AND TEST CIRCUIT DIAGRAM

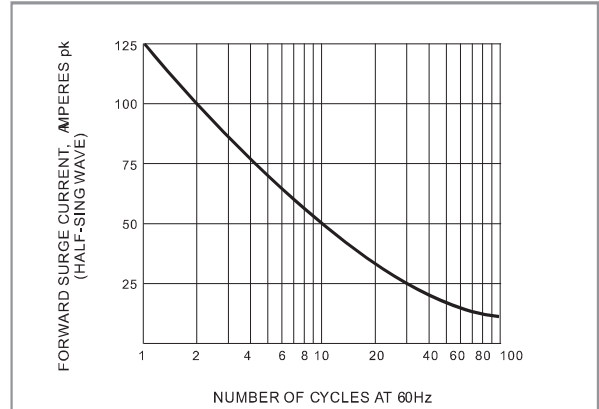


FIG.2 MAXIMUM NON-REPEITIVE SURGE CURRENT

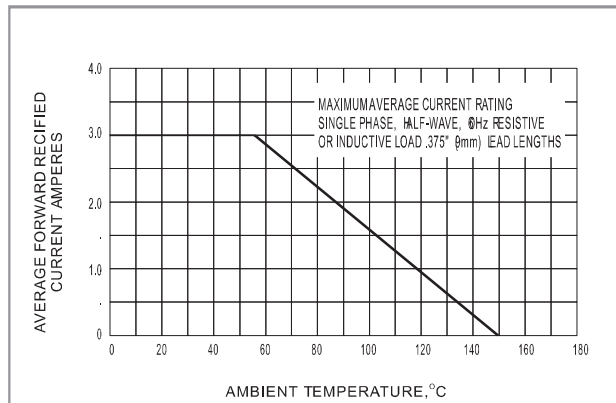


FIG.3 MAXIMUM AVERAGE FORWARD CURRENT RATING

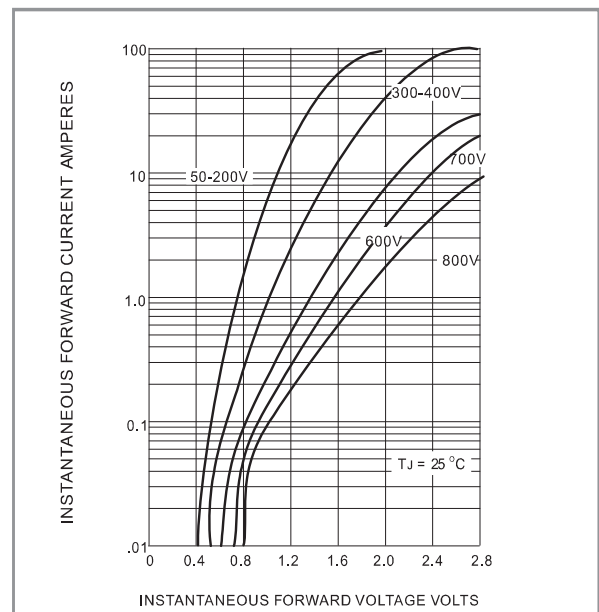


FIG.4 TYPICAL FORWARD VOLTAGE

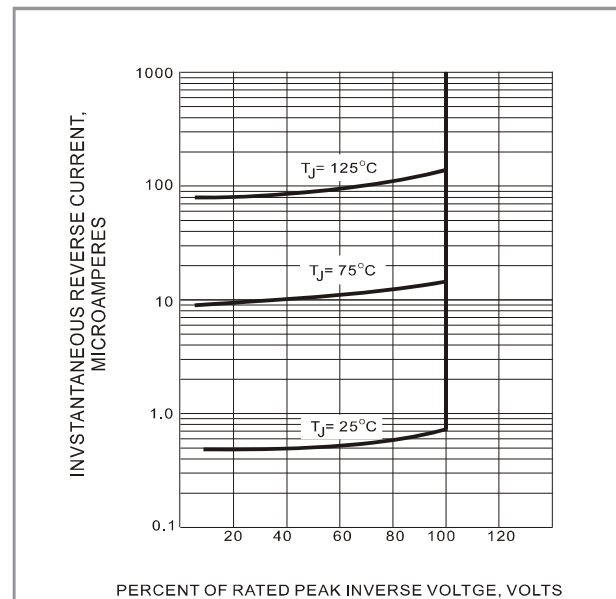


FIG.5 TYPICAL REVERSE CHARACTERISTICS

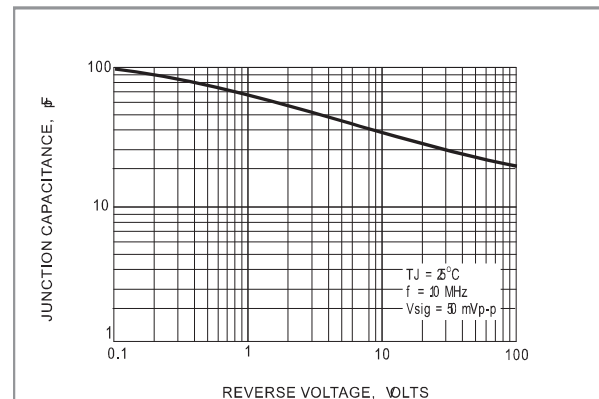


FIG.6 TYPICAL JUNCTION CAPACITANCE



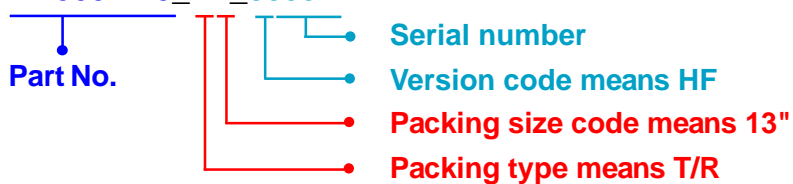
ER300~ER308

Part No_packing code_Version

ER300_AY_00001
ER300_AY_10001
ER300_B0_00001
ER300_B0_10001
ER300_R2_00001
ER300_R2_10001

For example :

RB500V-40_R2_00001



Packing Code XX				Version Code XXXXX		
Packing type	1 st Code	Packing size code	2 nd Code	HF or RoHS	1 st Code	2 nd ~5 th Code
Tape and Ammunition Box (T/B)	A	N/A	0	HF	0	serial number
Tape and Reel (T/R)	R	7"	1	RoHS	1	serial number
Bulk Packing (B/P)	B	13"	2			
Tube Packing (T/P)	T	26mm	X			
Tape and Reel (Right Oriented) (TRR)	S	52mm	Y			
Tape and Reel (Left Oriented) (TRL)	L	PANASERT T/B CATHODE UP (PBCU)	U			
FORMING	F	PANASERT T/B CATHODE DOWN (PBCD)	D			



ER300~ER308

Disclaimer

- Reproducing and modifying information of the document is prohibited without permission from Panjit International Inc..
- Panjit International Inc. reserves the rights to make changes of the content herein the document anytime without notification. Please refer to our website for the latest document.
- Panjit International Inc. disclaims any and all liability arising out of the application or use of any product including damages incidentally and consequentially occurred.
- Panjit International Inc. does not assume any and all implied warranties, including warranties of fitness for particular purpose, non-infringement and merchantability.
- Applications shown on the herein document are examples of standard use and operation. Customers are responsible in comprehending the suitable use in particular applications. Panjit International Inc. makes no representation or warranty that such applications will be suitable for the specified use without further testing or modification.
- The products shown herein are not designed and authorized for equipments requiring high level of reliability or relating to human life and for any applications concerning life-saving or life-sustaining, such as medical instruments, transportation equipment, aerospace machinery et cetera. Customers using or selling these products for use in such applications do so at their own risk and agree to fully indemnify Panjit International Inc. for any damages resulting from such improper use or sale.
- Since Panjit uses lot number as the tracking base, please provide the lot number for tracking when complaining.

单击下面可查看定价，库存，交付和生命周期等信息

[>>Panjit\(强茂\)](#)