



MBR18AFC ~ MBR120AFC Series

Surface Mount Schottky Barrier Rectifier

Voltage

80~200 V

Current

1 A

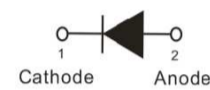

Features

- Low power loss, high efficiency
- High surge current capability
- Lead free in compliance with EU RoHS 2.0
- Green molding compound as per IEC 61249 standard

Mechanical Data

- Case : Molded plastic, SMAF-C
- Terminals : Solderable per MIL-STD-750, Method 2026
- Approx. Weight : 0.0012 ounces, 0.034 grams

SMAF-C



Maximum Ratings and Thermal Characteristics (T_A = 25°C unless otherwise noted)

PARAMETER	SYMBOL	MBR18AFC	MBR19AFC	MBR110AFC	MBR115AFC	MBR120AFC	UNIT
Maximum Recurrent Peak Reverse Voltage	V _{RRM}	80	90	100	150	200	V
Maximum RMS Voltage	V _{RMS}	56	63	70	105	140	V
Maximum DC Blocking Voltage	V _R	80	90	100	150	200	V
Maximum Average Forward Rectified Current	I _{F(AV)}	1					A
Peak Forward Surge Current : 8.3 ms Single Half Sine-Wave Superimposed On Rated Load	I _{FSM}	30					A
Instantaneous Forward Voltage at 1A	V _F	0.8			0.9		V
Reverse Current ^(Note 3)	I _R	0.05					mA
Typical Junction Capacitance Measured at 1 MHz And Applied V _R = 4V	C _J	50			40	30	pF
Typical Thermal Resistance	^(Note 1) R _{θJL}	19					°C/W
	^(Note 2) R _{θJA}	150					
Operating Junction Temperature Range	T _J	-55 to +150					°C
Storage Temperature Range	T _{STG}	-55 to +150					°C

NOTES:

1. Mounted on a FR4 PCB, single-sided copper, with 48cm² copper pad area.
2. Mounted on a FR4 PCB, single-sided copper, standard footprint
3. Short duration pulse test used to minimize self-heating effect



MBR18AFC ~ MBR120AFC Series

TYPICAL CHARACTERISTIC CURVES

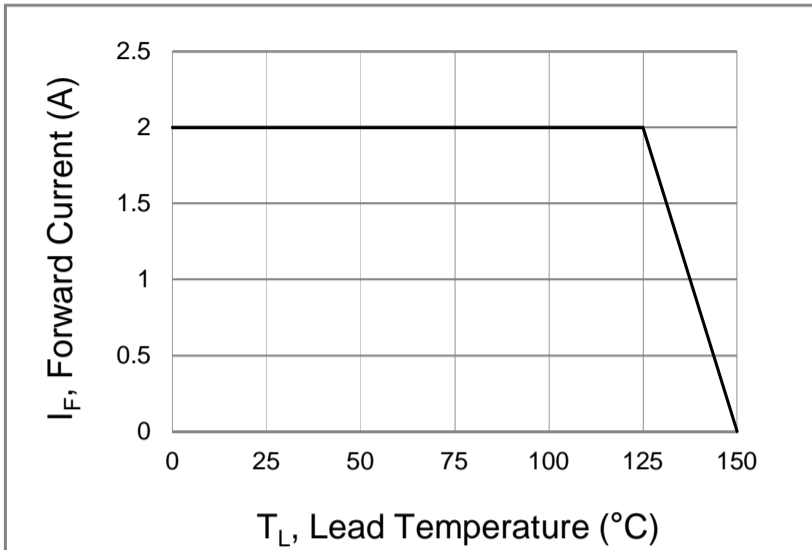


Fig.1 Forward Current Derating Curve

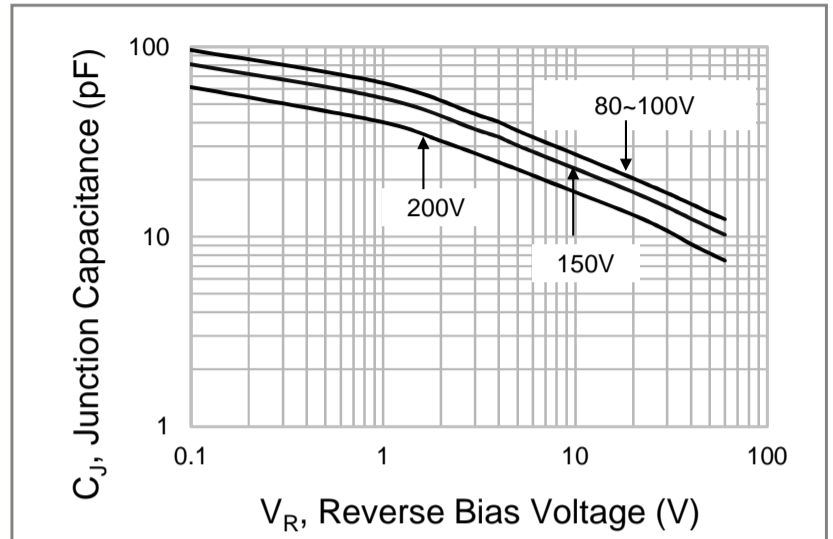


Fig.2 Typical Junction Capacitance

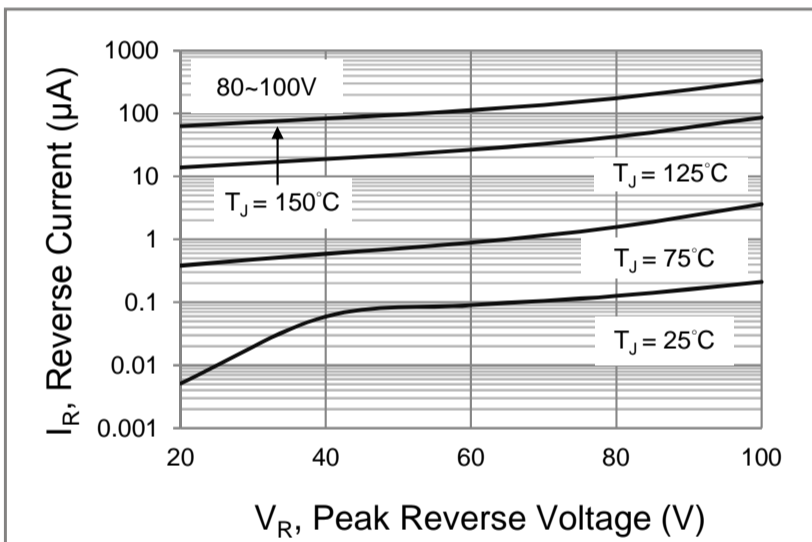


Fig.3 Typical Reverse Characteristics

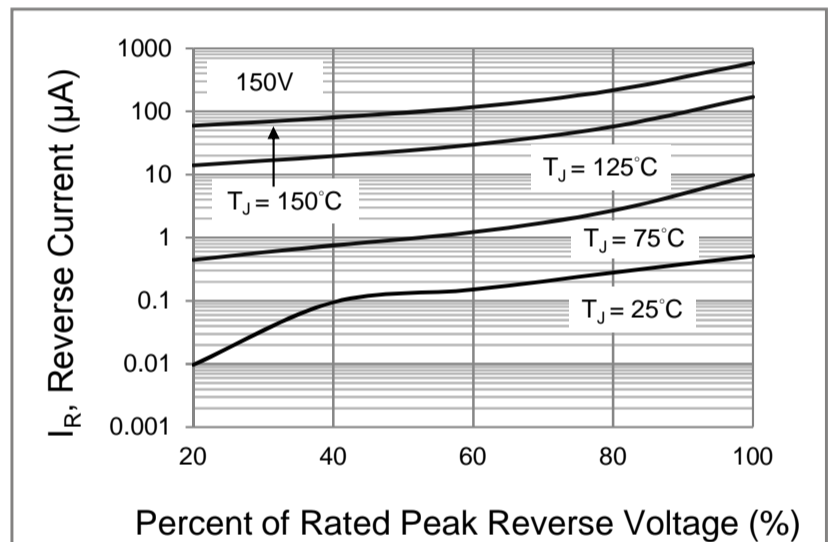


Fig.4 Typical Reverse Characteristics

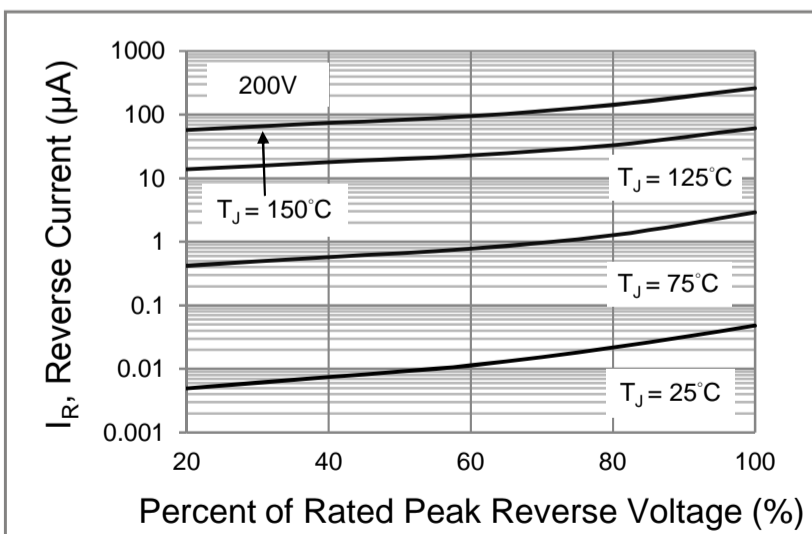


Fig.5 Typical Reverse Characteristics

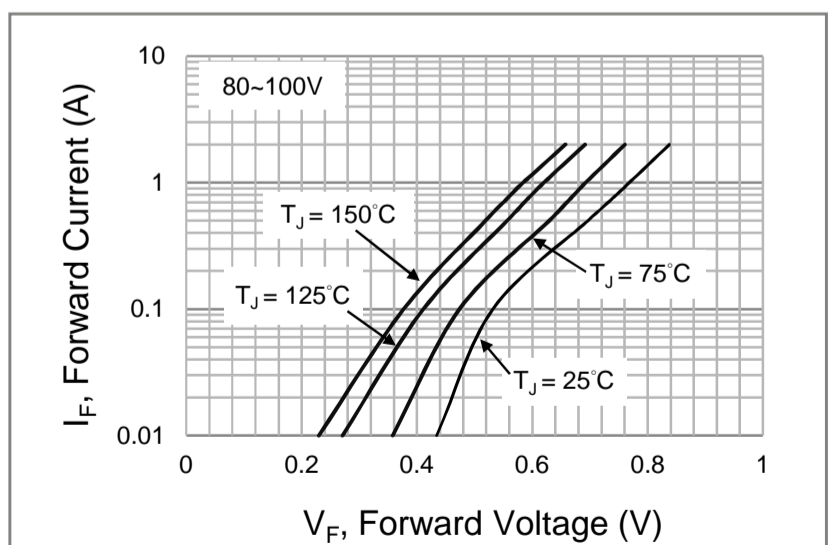


Fig.6 Typical Forward Characteristics



MBR18AFC ~ MBR120AFC Series

TYPICAL CHARACTERISTIC CURVES

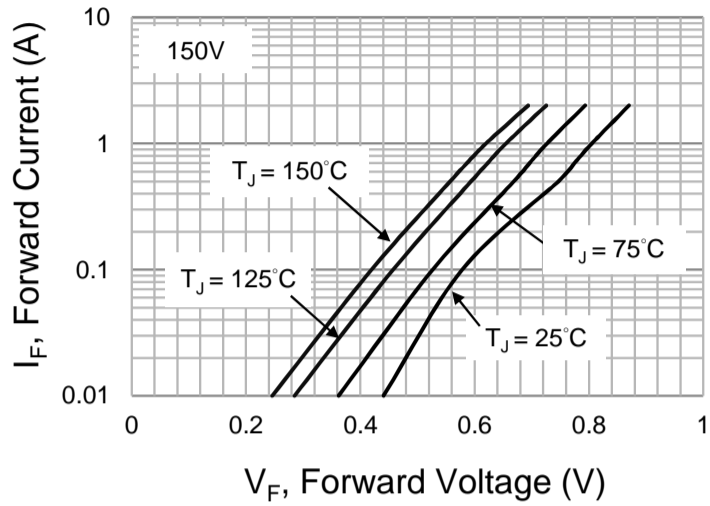


Fig.7 Typical Forward Characteristics

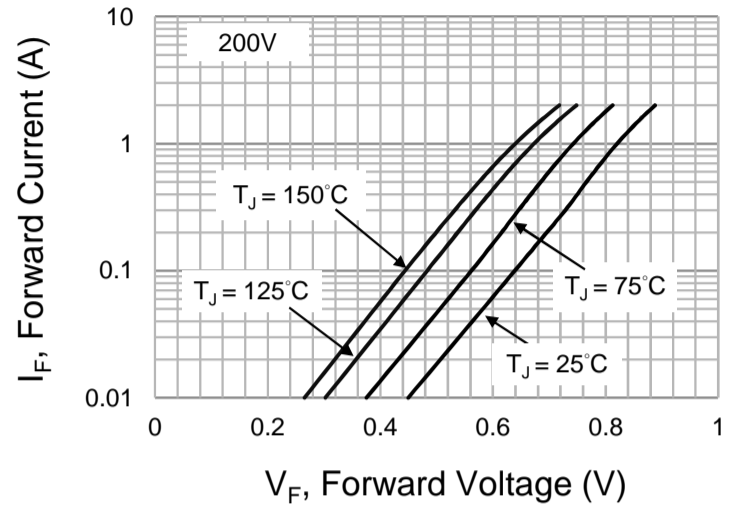


Fig.8 Typical Forward Characteristics

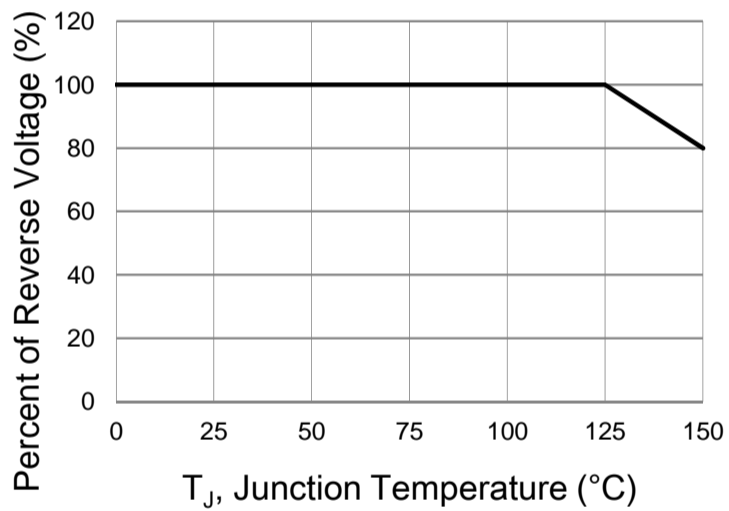


Fig.9 Operating Temperature Derating Curve

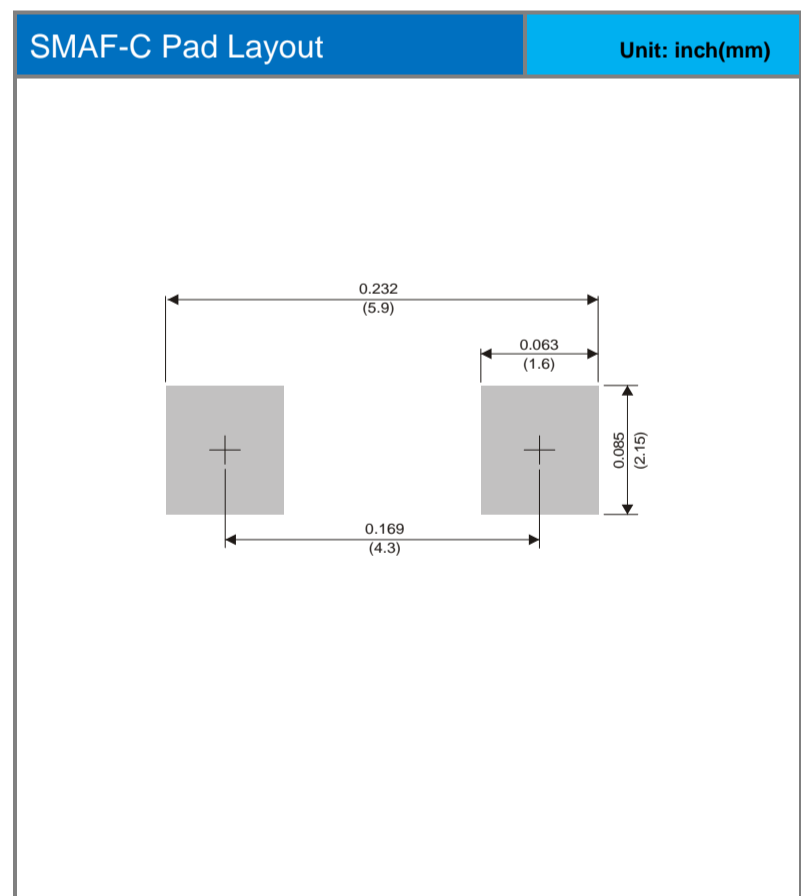
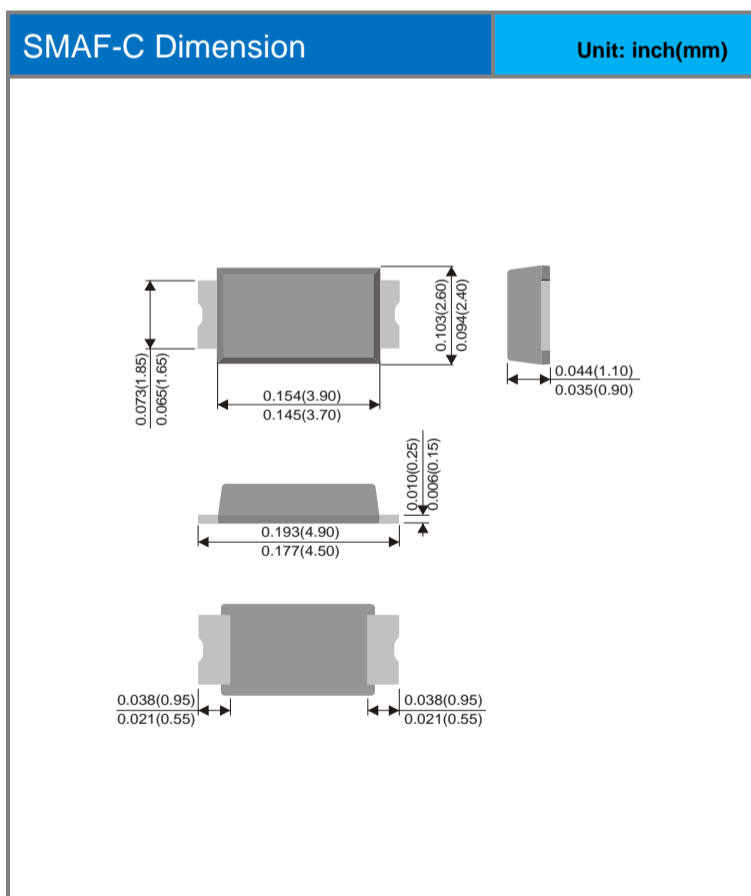


MBR18AFC ~ MBR120AFC Series

Part No. Packing Code Version

Part No. Packing Code	Package Type	Packing Type	Marking	Version
MBR18AFC_R1_00001	SMAF-C	3K pcs / 7" reel	MBR18	Halogen free
MBR19AFC_R1_00001	SMAF-C	3K pcs / 7" reel	MBR19	Halogen free
MBR110AFC_R1_00001	SMAF-C	3K pcs / 7" reel	MBR110	Halogen free
MBR115AFC_R1_00001	SMAF-C	3K pcs / 7" reel	MBR115	Halogen free
MBR120AFC_R1_00001	SMAF-C	3K pcs / 7" reel	MBR120	Halogen free

Packaging Information & Mounting Pad Layout





MBR18AFC ~ MBR120AFC Series

Disclaimer

- Reproducing and modifying information of the document is prohibited without permission from Panjit International Inc..
- Panjit International Inc. reserves the rights to make changes of the content herein the document anytime without notification. Please refer to our website for the latest document.
- Panjit International Inc. disclaims any and all liability arising out of the application or use of any product including damages incidentally and consequentially occurred.
- Panjit International Inc. does not assume any and all implied warranties, including warranties of fitness for particular purpose, non-infringement and merchantability.
- Applications shown on the herein document are examples of standard use and operation. Customers are responsible in comprehending the suitable use in particular applications. Panjit International Inc. makes no representation or warranty that such applications will be suitable for the specified use without further testing or modification.
- The products shown herein are not designed and authorized for equipments requiring high level of reliability or relating to human life and for any applications concerning life-saving or life-sustaining, such as medical instruments, transportation equipment, aerospace machinery et cetera. Customers using or selling these products for use in such applications do so at their own risk and agree to fully indemnify Panjit International Inc. for any damages resulting from such improper use or sale.
- Since Panjit uses lot number as the tracking base, please provide the lot number for tracking when complaining.

单击下面可查看定价，库存，交付和生命周期等信息

[>>Panjit\(强茂\)](#)