



# BAS70TW/ADW/CDW/SDW

## SURFACE MOUNT SCHOTTKY DIODES ARRAYS

These devices feature electrically-isolated Schottky diodes connected in various configurations housed in a very small SOT-363

### FEATURES

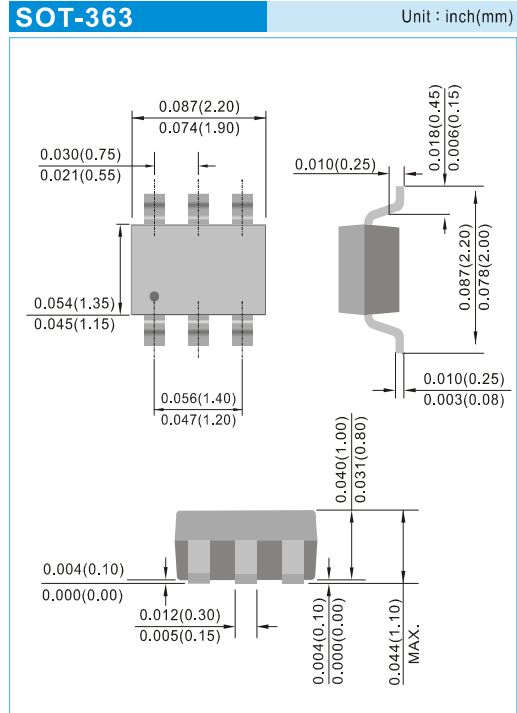
- Maximum forward voltage @ 1mA of 0.41V
- Maximum leakage current @ 50V of 100nA
- Reverse voltage rating of 70V
- Lead free in compliance with EU RoHS 2011/65/EU directive
- Green molding compound as per IEC61249 Std. . (Halogen Free)

### MECHANICAL DATA

- Case: SOT-363, Plastic
- Terminals: Solderable per MIL-STD-750, Method 2026
- Approx weight: 0.0002 ounces, 0.006 grams
- Marking: BAS70TW: A70, BAS70ADW:A72, BAS70CDW: A73, BAS70SDW:A74

### APPLICATIONS

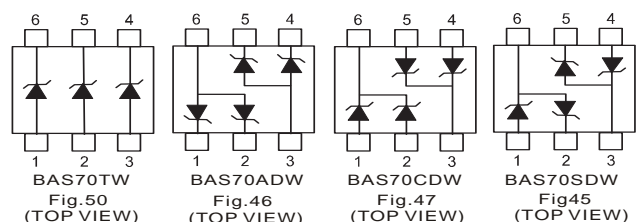
- Rail-to rail ESD protection
- Overshoot and undershoot switching control
- Mobile phones and accessories
- Video game consoles connector ports



### MAXIMUM RATING (Per Diode) $T_J=25^{\circ}\text{C}$ Unless otherwise noted

Parameter	Symbol	Value	Units
Repetitive Peak Reverse Voltage	$V_{RRM}$	70	V
Continuous Reverse Voltage	$V_R$	70	V
Continuous Forward Current	$I_F$	200	mA
Non-repetitive Peak Forward Surge Current, $t=1\text{s}$ , Square Wave	$I_{FSM}$	0.6	A
Total Power Dissipation (Note 1)	$P_{TOT}$	225	mW
Thermal Resistance, Junction to Ambient	$R_{\theta JA}$	556	$^{\circ}\text{C/W}$
Operating Junction Temperature Range	$T_J$	-55 to +125	$^{\circ}\text{C}$
Storage Temperature Range	$T_{STG}$	-55 to +125	$^{\circ}\text{C}$

Note : 1.FR-5 Board 1 x 0.75 x 0.062 in.



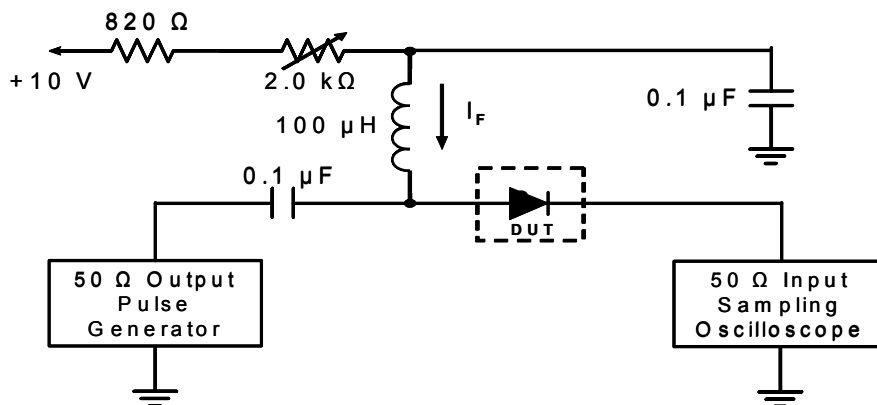


# BAS70TW/ADW/CDW/SDW

## ELECTRICAL CHARACTERISTICS (Per Diode) $T_J=25^\circ\text{C}$ Unless otherwise noted

Parameter	Symbol	Test Condition	Min.	Typ.	Max.	Units
Breakdown Voltage (Note 2)	$V_{BR}$	$I_{BR}=100\mu\text{A}$	70	--	--	V
Forward Voltage (Note 2)	$V_F$	$I_F=1\text{mA}$ $I_F=10\text{mA}$ $I_F=15\text{mA}$	--	--	0.41 0.75 1	V
Reverse Leakage Current (Note 2)	$I_R$	$V_R=50\text{V}$	--	--	100	nA
Junction Capacitance	$C_D$	$V_R=0\text{V}$ , $f=1\text{MHz}$	--	1.25	2	pF
Reverse Recovery Time (See Figure 1)	$T_{RR}$	$I_F=10\text{mA}$ , $I_R=10\text{mA}$ $R_L=100\Omega$ measured at $I_{R\text{rec}}=1\text{mA}$	--	--	5	ns

Note : 1.Short duration (< 300 $\mu\text{s}$ ) test pulse to minimize self heating



- Notes: 1. A 2.0k $\Omega$  variable resistor adjusted for a forward current ( $I_F$ ) to 10mA  
2. Input pulse is adjusted to  $I_{R(\text{peak})}$  is equal to 10mA

**Figure 1. REVERSE RECOVERY TIME EQUIVALENT TEST CIRCUIT**



# BAS70TW/ADW/CDW/SDW

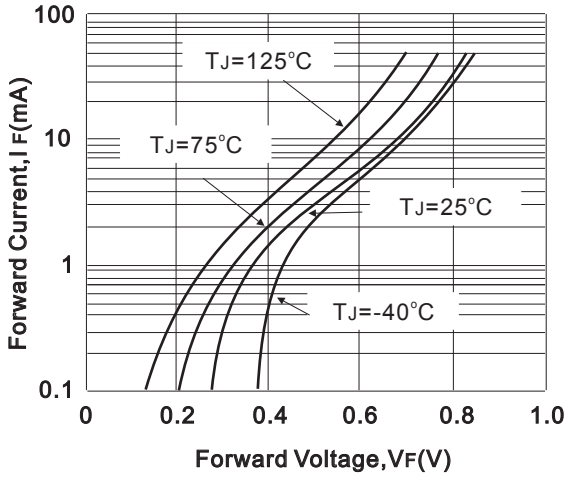


Fig.2 Typical Forward Characteristics

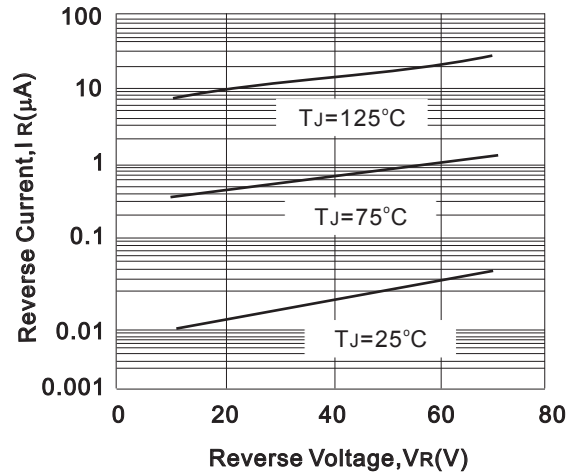


Fig.3 Typical Reverse Characteristics

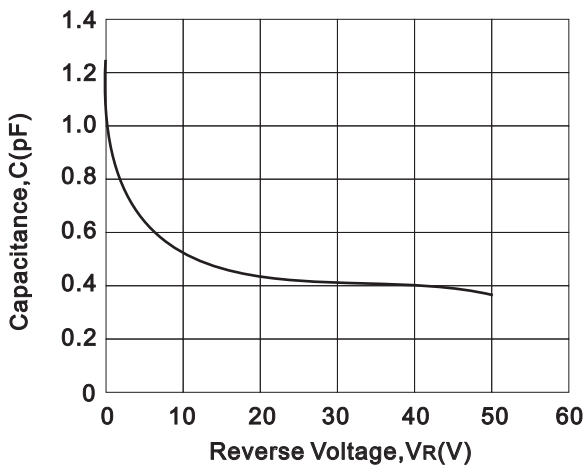


Fig.4 Typical Reverse Characteristics

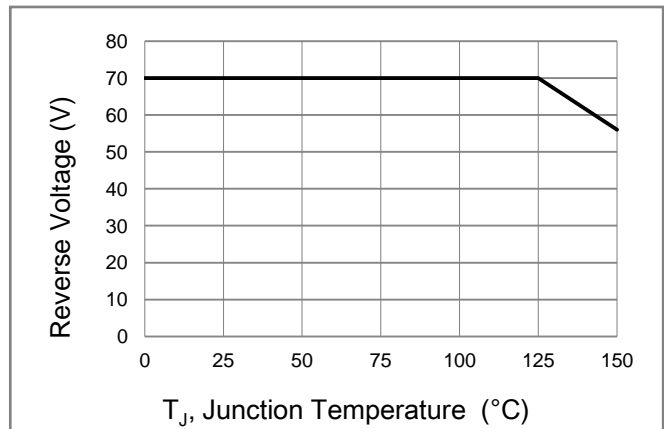
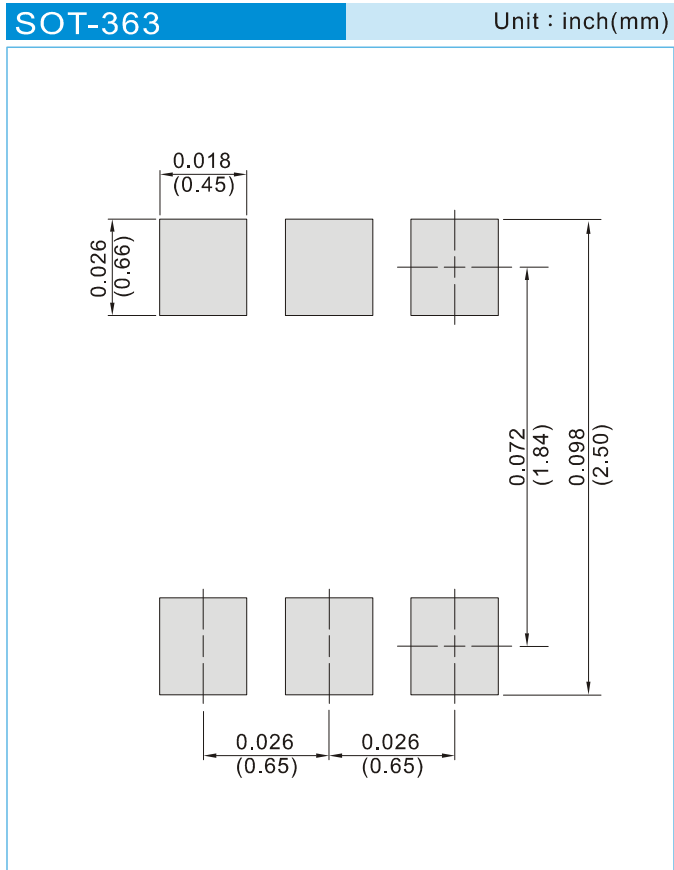


Fig.5 Operating Temperature Derating Curve



# BAS70TW/ADW/CDW/SDW

## MOUNTING PAD LAYOUT



## ORDER INFORMATION

- Packing information
  - T/R - 10K per 13" plastic Reel
  - T/R - 3K per 7" plastic Reel



# BAS70TW/ADW/CDW/SDW

## Part No\_packing code\_Version

BAS70TW\_R1\_00001

BAS70TW\_R2\_00001

For example :

**RB500V-40\_R2\_00001**



Packing Code <b>XX</b>				Version Code <b>XXXXX</b>		
Packing type	1 <sup>st</sup> Code	Packing size code	2 <sup>nd</sup> Code	HF or RoHS	1 <sup>st</sup> Code	2 <sup>nd</sup> ~5 <sup>th</sup> Code
Tape and Ammunition Box (T/B)	A	N/A	0	HF	0	serial number
Tape and Reel (T/R)	R	7"	1	RoHS	1	serial number
Bulk Packing (B/P)	B	13"	2			
Tube Packing (T/P)	T	26mm	X			
Tape and Reel (Right Oriented) (TRR)	S	52mm	Y			
Tape and Reel (Left Oriented) (TRL)	L	PANASERT T/B CATHODE UP (PBCU)	U			
FORMING	F	PANASERT T/B CATHODE DOWN (PBCD)	D			



## BAS70TW/ADW/CDW/SDW

---

### Disclaimer

- Reproducing and modifying information of the document is prohibited without permission from Panjit International Inc..
- Panjit International Inc. reserves the rights to make changes of the content herein the document anytime without notification. Please refer to our website for the latest document.
- Panjit International Inc. disclaims any and all liability arising out of the application or use of any product including damages incidentally and consequentially occurred.
- Panjit International Inc. does not assume any and all implied warranties, including warranties of fitness for particular purpose, non-infringement and merchantability.
- Applications shown on the herein document are examples of standard use and operation. Customers are responsible in comprehending the suitable use in particular applications. Panjit International Inc. makes no representation or warranty that such applications will be suitable for the specified use without further testing or modification.
- The products shown herein are not designed and authorized for equipments requiring high level of reliability or relating to human life and for any applications concerning life-saving or life-sustaining, such as medical instruments, transportation equipment, aerospace machinery et cetera. Customers using or selling these products for use in such applications do so at their own risk and agree to fully indemnify Panjit International Inc. for any damages resulting from such improper use or sale.
- Since Panjit uses lot number as the tracking base, please provide the lot number for tracking when complaining.

单击下面可查看定价，库存，交付和生命周期等信息

[>>Panjit\(强茂\)](#)