



ER2DAF-AU

SURFACE MOUNT RECTIFIER

VOLTAGE 200 Volt **CURRENT** 2 Ampere

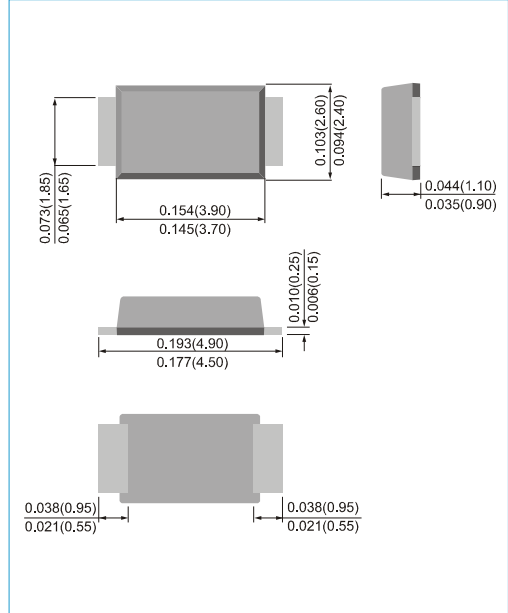
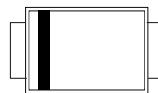
SMAF Unit : inch(mm)

FEATURES

- Plastic package has Underwriters Laboratory Flammability Classification 94V-O
- For surface mounted applications
- Glass passivated junction
- Easy pick and place
- High temperature metallurgically bond-no compression contacts as found in other diode-constructed rectifiers
- Ultra thin profile package for space constrained utilization
- Package suitable for automated handling
- Acquire quality system certificate : TS16949
- AEC-Q101 qualified
- Lead free in compliance with EU RoHS 2011/65/EU directive
- Green molding compound as per IEC61249 Std. . (Halogen Free)

MECHANICAL DATA

- Case: Epoxy molded
- Terminals: Solder plated, solderable per MIL-STD-750, Method 2026
- Approx. Weight: 0.0011 ounces, 0.0328 grams
- Polarity : Color band denotes cathode end



MAXIMUM RATINGS AND ELECTRICAL CHARACTERISTICS (Ta=25°C unless otherwise noted)

PARAMETER	SYMBOL	VALUE	UNITS
Recurrent Peak Reverse Voltage	V_{RRM}	200	V
RMS Voltage	V_{RMS}	140	V
DC Blocking Voltage	V_R	200	V
Average Forward Current	$I_{F(AV)}$	2	A
Peak Forward Surge Current : 8.3ms single half sine-wave superimposed on rated load (JEDEC method)	I_{FSM}	50	A
Forward Voltage at 2A	V_F	0.95	V
DC Reverse Current at Rated DC Blocking Voltage	I_R	1	μA
Reverse Recovery Time (Note 3)	t_{rr}	35	ns
Typical Junction Capacitance $V_R=4V, 1MHz$	C_J	30	pF
Typical Thermal Resistance ,Junction to Lead (Note 1) Junction to Ambient (Note 2)	$R_{\theta JL}$ $R_{\theta JA}$	25 150	$^{\circ}C / W$
Operating Junction Temperature and Storage Temperature Range	T_J, T_{STG}	-55 to +150	$^{\circ}C$

NOTES : 1.Mounted on an FR4 PCB, single-sided copper, with 100cm²copper pad area.
2.Mounted on an FR4 PCB, single-sided copper, mini pad.
3.Reverse Recovery Test Conditions: $I_F=0.5A, I_R=1.0A, Recover to 0.25A.$



ER2DAF-AU

RATING AND CHARACTERISTIC CURVES

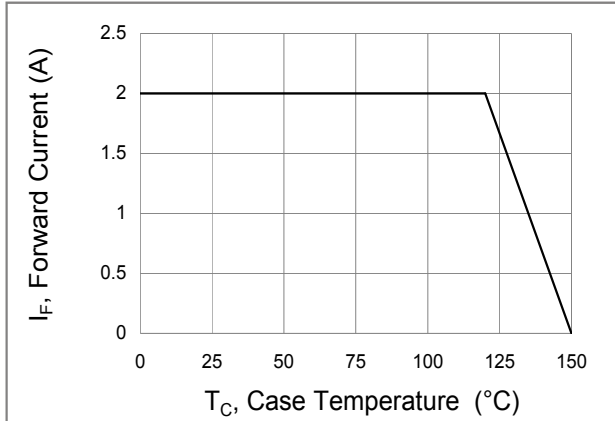


Fig.1 Forward Current Derating Curve

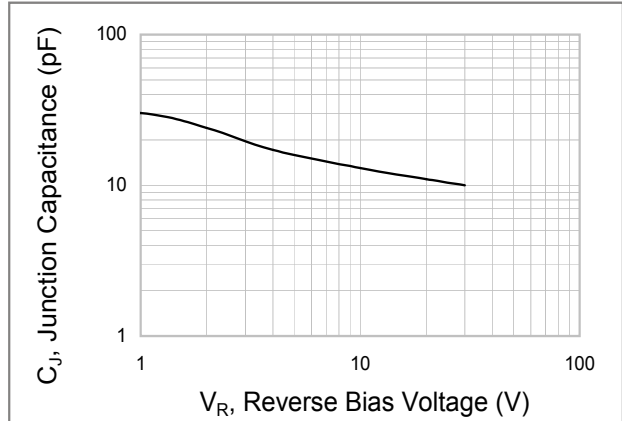


Fig.2 Typical Junction Capacitance

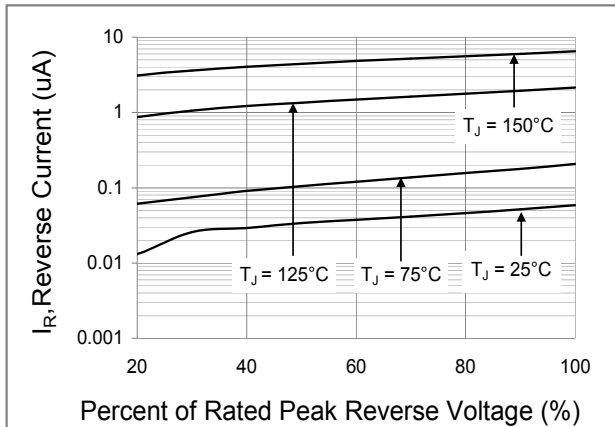


Fig.3 Typical Reverse Characteristics

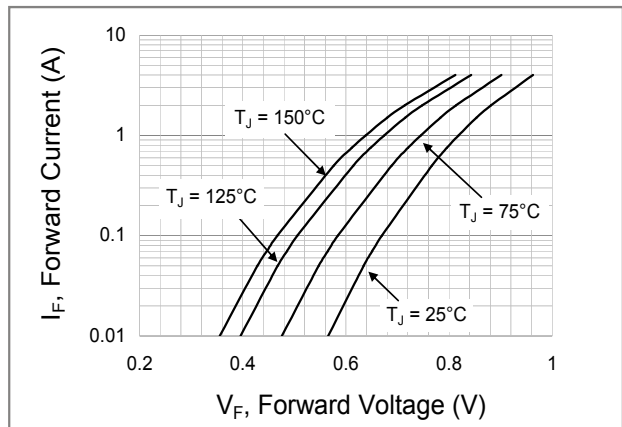
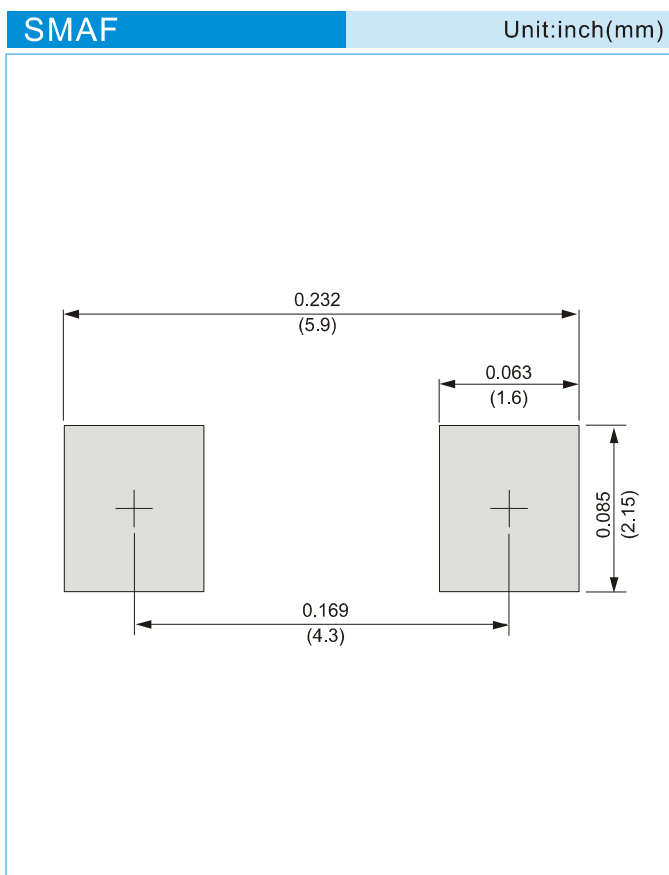


Fig.4 Typical Forward Characteristics



ER2DAF-AU

MOUNTING PAD LAYOUT



ORDER INFORMATION

- Packing information
T/R - 10K per 13" plastic Reel
T/R - 3K per 7" plastic Reel



ER2DAF-AU

Part No_packing code_Version

ER2DAF-AU_R1_000A1

ER2DAF-AU_R2_000A1

For example :

RB500V-40_R2_00001



Packing Code XX				Version Code XXXXXX		
Packing type	1 st Code	Packing size code	2 nd Code	HF or RoHS	1 st Code	2 nd ~5 th Code
Tape and Ammunition Box (T/B)	A	N/A	0	HF	0	serial number
Tape and Reel (T/R)	R	7"	1	RoHS	1	serial number
Bulk Packing (B/P)	B	13"	2			
Tube Packing (T/P)	T	26mm	X			
Tape and Reel (Right Oriented) (TRR)	S	52mm	Y			
Tape and Reel (Left Oriented) (TRL)	L	PANASERT T/B CATHODE UP (PBCU)	U			
FORMING	F	PANASERT T/B CATHODE DOWN (PBCD)	D			



ER2DAF-AU

Disclaimer

- Reproducing and modifying information of the document is prohibited without permission from Panjit International Inc..
- Panjit International Inc. reserves the rights to make changes of the content herein the document anytime without notification. Please refer to our website for the latest document.
- Panjit International Inc. disclaims any and all liability arising out of the application or use of any product including damages incidentally and consequentially occurred.
- Panjit International Inc. does not assume any and all implied warranties, including warranties of fitness for particular purpose, non-infringement and merchantability.
- Applications shown on the herein document are examples of standard use and operation. Customers are responsible in comprehending the suitable use in particular applications. Panjit International Inc. makes no representation or warranty that such applications will be suitable for the specified use without further testing or modification.
- The products shown herein are not designed and authorized for equipments relating to human life and for any applications concerning life-saving or life-sustaining, such as medical instruments, aerospace machinery et cetera. Customers using or selling these products for use in such applications do so at their own risk and agree to fully indemnify Panjit International Inc. for any damages resulting from such improper use or sale.
- Since Panjit uses lot number as the tracking base, please provide the lot number for tracking when complaining.

单击下面可查看定价，库存，交付和生命周期等信息

[>>Panjit\(强茂\)](#)