



ER800~ER806

SUPERFAST RECOVERY RECTIFIERS

VOLTAGE 50 to 600 Volt **CURRENT** 8 Ampere

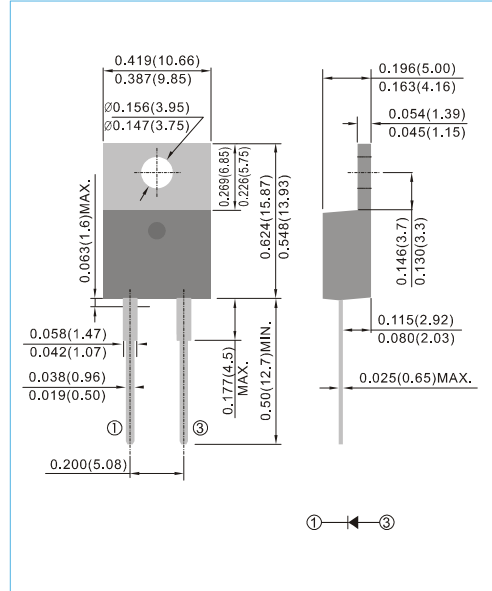
FEATURES

- Superfast recovery times-epitaxial construction.
- Low forward voltage, high current capability.
- Hermetically sealed.
- Low leakage.
- High surge capability.
- Plastic package has Underwriters Laboratories Flammability Classification 94V-O utilizing Flame Retardant Epoxy Molding Compound.
- Lead free in compliance with EU RoHS 2.0
- Green molding compound as per IEC 61249 standard

MECHANICAL DATA

- Case: Molded plastic, TO-220AC
- Terminals: Axial leads, solderable to MIL-STD-750, Method 2026
- Polarity: As marking
- Weight: 0.067 ounces, 1.89 grams.

TO-220AC Unit : inch(mm)



MAXIMUM RATINGS AND ELECTRICAL CHARACTERISTICS

Ratings at 25°C ambient temperature unless otherwise specified.
Resistive or inductive load, 60Hz.

PARAMETER	SYMBOL	ER800	ER801	ER801A	ER802	ER803	ER804	ER806	UNITS
Maximum Recurrent Peak Reverse Voltage	V_{RRM}	50	100	150	200	300	400	600	V
Maximum RMS Voltage	V_{RMS}	35	70	105	140	210	280	420	V
Maximum DC Blocking Voltage	V_{DC}	50	100	150	200	300	400	600	V
Maximum Average Forward Current at $T_C=75^\circ\text{C}$	$I_{F(AV)}$	8							A
Peak Forward Surge Current, 8.3ms single half sine-wave superimposed on rated load	I_{FSM}	125							A
Maximum Forward Voltage at 8A (Note 1)	V_F	0.95			1.3		1.7	V	
Maximum DC Reverse Current at Rated DC Blocking Voltage $T_J=25^\circ\text{C}$ $T_J=100^\circ\text{C}$	I_R	1			300		μA		
Maximum Reverse Recovery Time (Note 1)	t_{rr}	35			ns				
Typical Junction Capacitance (Note 2)	C_J	65			pF				
Typical thermal Resistance (Note 3)	$R_{\theta JC}$	3			$^\circ\text{C} / \text{W}$				
Operating Junction and Storage Temperature Range	T_J, T_{STG}	-55 to +150							$^\circ\text{C}$

NOTES :

1. Pulse Test with $PW=300\mu\text{sec}$, 2% Duty Cycle.
2. Reverse Recovery Tset Conditions : $I_F=0.5\text{A}$, $I_R=1\text{A}$, $I_{rr}=0.25\text{A}$
3. Mounted on P.C. Board with 14mm^2 (0.013mm thick) copper pad areas.



ER800~ER806

RATING AND CHARACTERISTIC CURVES

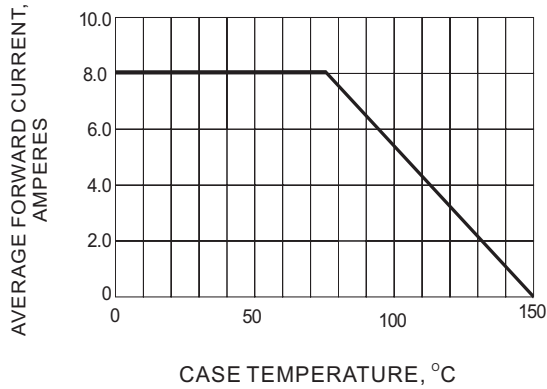


Fig. 1-FORWARD CURRENT DERATING CURVE

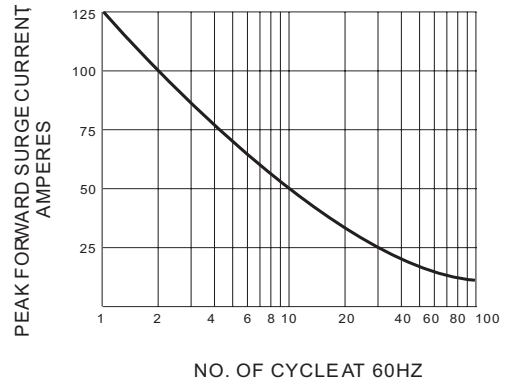


Fig. 2-MAXIMUM NON-REPETITIVE SURGE CURRENT

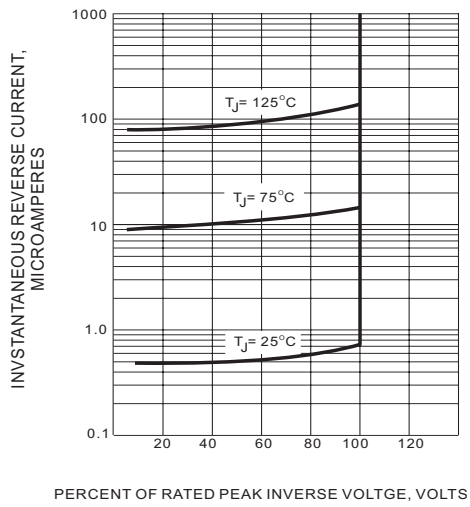


Fig. 3-TYPICAL REVERSE CHARACTERISTICS

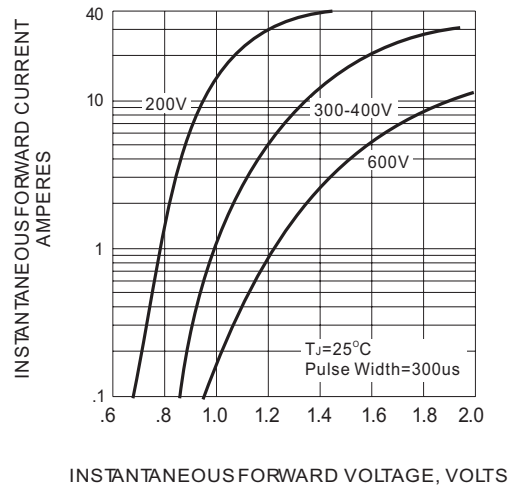


Fig. 4-TYPICAL INSTANTANEOUS FORWARD CHARACTERISTICS



ER800~ER806

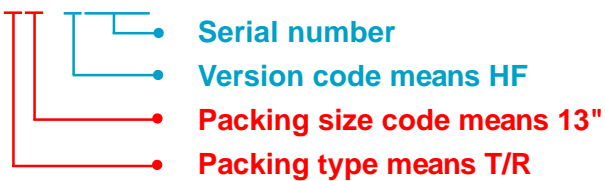
Part No_packing code_Version

ER800_T0_00001

For example :

RB500V-40_R2_00001

Part No.



Packing Code XX				Version Code XXXXX		
Packing type	1 st Code	Packing size code	2 nd Code	HF or RoHS	1 st Code	2 nd ~5 th Code
Tape and Ammunition Box (T/B)	A	N/A	0	HF	0	serial number
Tape and Reel (T/R)	R	7"	1	RoHS	1	serial number
Bulk Packing (B/P)	B	13"	2			
Tube Packing (T/P)	T	26mm	X			
Tape and Reel (Right Oriented) (TRR)	S	52mm	Y			
Tape and Reel (Left Oriented) (TRL)	L	PANASERT T/B CATHODE UP (PBCU)	U			
FORMING	F	PANASERT T/B CATHODE DOWN (PBCD)	D			



ER800~ER806

Disclaimer

- Reproducing and modifying information of the document is prohibited without permission from Panjit International Inc..
- Panjit International Inc. reserves the rights to make changes of the content herein the document anytime without notification. Please refer to our website for the latest document.
- Panjit International Inc. disclaims any and all liability arising out of the application or use of any product including damages incidentally and consequentially occurred.
- Panjit International Inc. does not assume any and all implied warranties, including warranties of fitness for particular purpose, non-infringement and merchantability.
- Applications shown on the herein document are examples of standard use and operation. Customers are responsible in comprehending the suitable use in particular applications. Panjit International Inc. makes no representation or warranty that such applications will be suitable for the specified use without further testing or modification.
- The products shown herein are not designed and authorized for equipments requiring high level of reliability or relating to human life and for any applications concerning life-saving or life-sustaining, such as medical instruments, transportation equipment, aerospace machinery et cetera. Customers using or selling these products for use in such applications do so at their own risk and agree to fully indemnify Panjit International Inc. for any damages resulting from such improper use or sale.
- Since Panjit uses lot number as the tracking base, please provide the lot number for tracking when complaining.

单击下面可查看定价，库存，交付和生命周期等信息

[>>Panjit\(强茂\)](#)