



UF100G SERIES

GLASS PASSIVATED JUNCTION ULTRAFAST RECOVERY RECTIFIER

VOLTAGE 50 to 1000 Volt* **CURRENT** 1.0 Amperes

DO-41

Unit : inch(mm)

FEATURES

- Plastic package has Underwriters Laboratory Flammability Classification 94V-O utilizing Flame Retardant Epoxy Molding Compound
- Exceeds environmental standards of MIL-S-19500/228.
- Ultra Fast recovery for high efficiency.
- Lead free in compliance with EU RoHS 2011/65/EU directive

MECHANICAL DATA

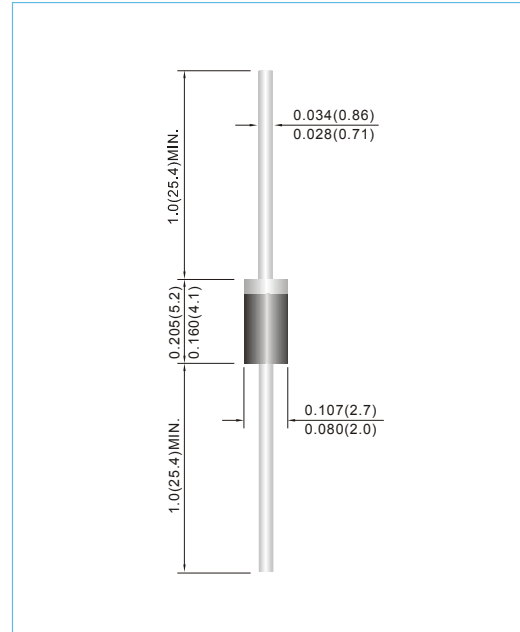
Case: Molded plastic, DO-41

Terminals: Axial leads, solderable per MIL-STD-750, Method 2026

Polarity: Band denotes cathode

Mounting Position: Any

Weight: 0.0118 ounce, 0.336 gram



MAXIMUM RATINGS AND ELECTRICAL CHARACTERISTICS

Ratings at 25°C ambient temperature unless otherwise specified. Resistive or inductive load, 60Hz.

| PARAMETER | SYMBOL | UF100G | UF101G | UF102G | UF104G | UF106G | UF108G | UF1010G | UNITS | |
|---|-----------------|-------------|--------|--------|--------|--------|--------|---------|-----------------------------|----|
| Maximum Recurrent Peak Reverse Voltage | V_{RRM} | 50 | 100 | 200 | 400 | 600 | 800 | 1000 | V | |
| Maximum RMS Voltage | V_{RMS} | 35 | 70 | 140 | 280 | 420 | 560 | 700 | V | |
| Maximum DC Blocking Voltage | V_{DC} | 50 | 100 | 200 | 400 | 600 | 800 | 1000 | V | |
| Maximum Average Forward Current .375"(9.5mm) lead length at $T_A=55^\circ\text{C}$ | $I_{F(AV)}$ | 1.0 | | | | | | | A | |
| Peak Forward Surge Current : 8.3ms single half sine-wave superimposed on rated load(JEDEC method) | I_{FSM} | 30 | | | | | | | A | |
| Maximum Forward Voltage at 1.0A | V_F | 1.0 | | 1.3 | | 1.7 | | | V | |
| Maximum DC Reverse Current at Rated DC Blocking Voltage $T_J=25^\circ\text{C}$ $T_J=125^\circ\text{C}$ | I_R | 1.0 | | | 150 | | | | μA | |
| Typical Junction Capacitance (Note 1) | C_J | 17 | | | | | | | pF | |
| Typical Thermal Resistance (Note 2) | $R_{\theta JA}$ | 60 | | | | | | | $^\circ\text{C} / \text{W}$ | |
| Maximum Reverse Recovery Time (Note 3) | t_{rr} | 50 | | | | 100 | | | | ns |
| Operating Junction and Storage Temperature Range | T_J, T_{STG} | -55 to +150 | | | | | | | $^\circ\text{C}$ | |

NOTES:

1. Measured at 1 MHz and applied reverse voltage of 4.0 VDC.
2. Thermal Resistance from Junction to Ambient and from Junction to lead length 0.375"(9.5mm) P.C.B. mounted.
3. Reverse Recovery Time $I_F=.5A$, $I_R=1A$, $I_{rr}=.25A$



UF100G SERIES

RATING AND CHARACTERISTIC CURVES

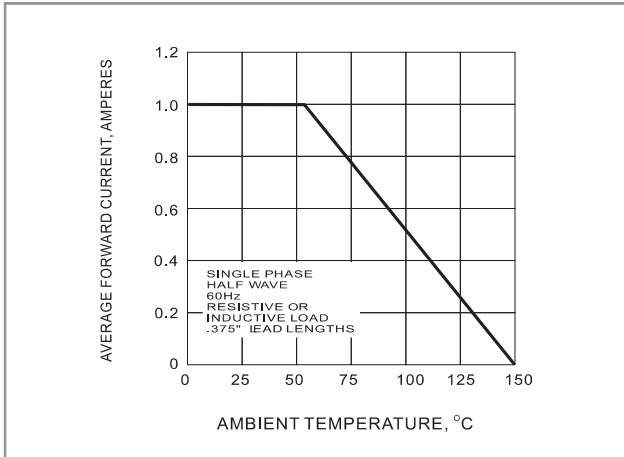


Fig.1 FORWARD CURRENT DERATING CURVE

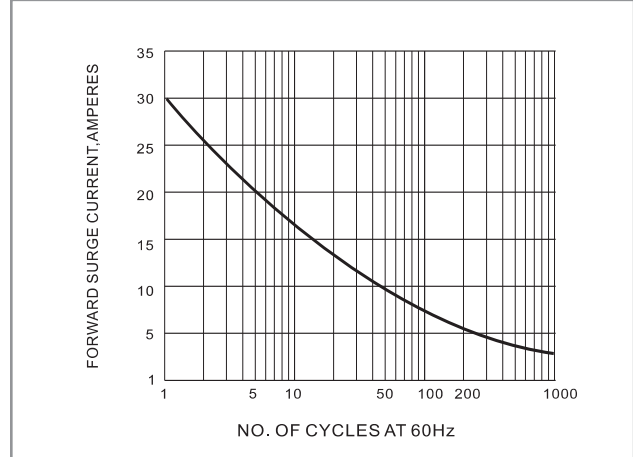


Fig.2 PEAK FORWARD SURGE CURRENT

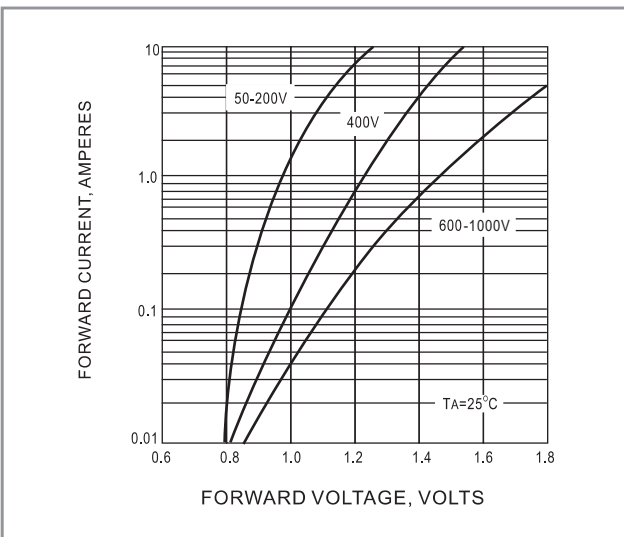


Fig.3 FORWARD CHARACTERISTICS

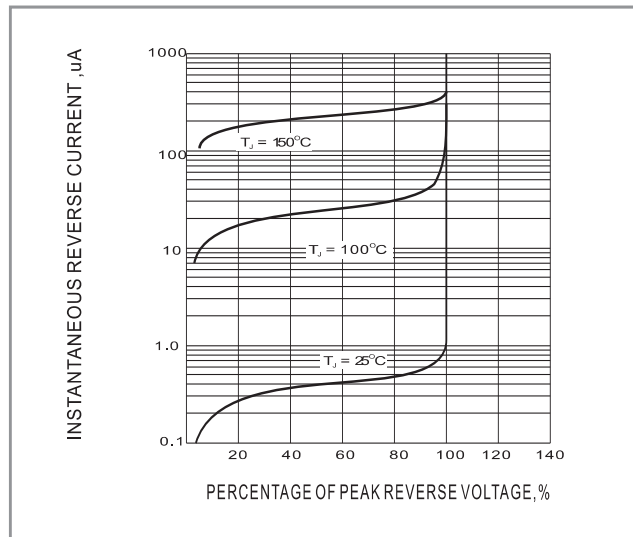


Fig.4-TYPICAL REVERSE CHARACTERISTIC

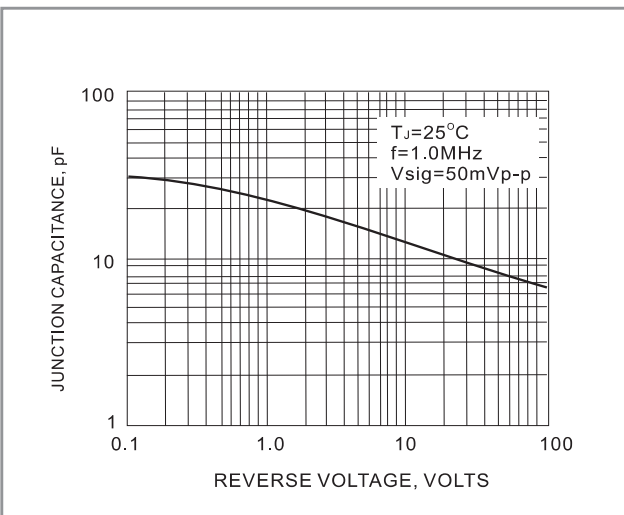


Fig.5 TYPICAL JUNCTION CAPACITANCE



UF100G SERIES

Part No_packing code_Version

UF100G_AY_00001
 UF100G_AY_10001
 UF100G_B0_00001
 UF100G_B0_10001
 UF100G_R2_00001
 UF100G_R2_10001

For example :

RB500V-40_R2_00001



| Packing Code XX | | | | Version Code XXXXX | | |
|--------------------------------------|----------------------|----------------------------------|----------------------|---------------------------|----------------------|---------------------------------------|
| Packing type | 1 st Code | Packing size code | 2 nd Code | HF or RoHS | 1 st Code | 2 nd ~5 th Code |
| Tape and Ammunition Box (T/B) | A | N/A | 0 | HF | 0 | serial number |
| Tape and Reel (T/R) | R | 7" | 1 | RoHS | 1 | serial number |
| Bulk Packing (B/P) | B | 13" | 2 | | | |
| Tube Packing (T/P) | T | 26mm | X | | | |
| Tape and Reel (Right Oriented) (TRR) | S | 52mm | Y | | | |
| Tape and Reel (Left Oriented) (TRL) | L | PANASERT T/B CATHODE UP (PBCU) | U | | | |
| FORMING | F | PANASERT T/B CATHODE DOWN (PBCD) | D | | | |



UF100G SERIES

Disclaimer

- Reproducing and modifying information of the document is prohibited without permission from Panjit International Inc..
- Panjit International Inc. reserves the rights to make changes of the content herein the document anytime without notification. Please refer to our website for the latest document.
- Panjit International Inc. disclaims any and all liability arising out of the application or use of any product including damages incidentally and consequentially occurred.
- Panjit International Inc. does not assume any and all implied warranties, including warranties of fitness for particular purpose, non-infringement and merchantability.
- Applications shown on the herein document are examples of standard use and operation. Customers are responsible in comprehending the suitable use in particular applications. Panjit International Inc. makes no representation or warranty that such applications will be suitable for the specified use without further testing or modification.
- The products shown herein are not designed and authorized for equipments requiring high level of reliability or relating to human life and for any applications concerning life-saving or life-sustaining, such as medical instruments, transportation equipment, aerospace machinery et cetera. Customers using or selling these products for use in such applications do so at their own risk and agree to fully indemnify Panjit International Inc. for any damages resulting from such improper use or sale.
- Since Panjit uses lot number as the tracking base, please provide the lot number for tracking when complaining.

单击下面可查看定价，库存，交付和生命周期等信息

[>>Panjit\(强茂\)](#)