



MER1602FCT

Super Fast Recovery Rectifier

Voltage	200 V	Current	16 A
----------------	--------------	----------------	-------------

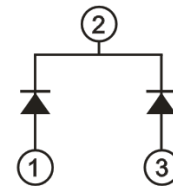
Features

- Superfast recovery times-epitaxial construction
- Low forward voltage, high current capability
- Low leakage
- Plastic package has Underwriters Laboratory Flammability Classification 94V-O
- Lead free in compliance with EU RoHS 2.0
- Green molding compound as per IEC 61249 standard

Mechanical Data

- Case : ITO-220AB Package
- Terminals : Solderable per MIL-STD-750, Method 2026
- Approx. Weight : 1.6 grams

ITO-220AB



Maximum Ratings and Thermal Characteristics (T_A = 25 °C unless otherwise noted)

PARAMETER	SYMBOL	LIMIT	UNITS
Maximum Repetitive Peak Reverse Voltage	V _{RRM}	200	V
Maximum RMS Voltage	V _{RMS}	140	V
Maximum DC Blocking Voltage	V _{DC}	200	V
Maximum Average Forward Current	I _{F(AV)}	16	A
per device		8	
Peak Forward Surge Current : 8.3 ms Single Half Sine-Wave Superimposed On Rated Load Per Diode	I _{FSM}	120	A
Typical Junction Capacitance	C _J	80	pF
Measured at 1 MHz And Applied V _R = 4 V			
Typical Thermal Resistance Per Diode	(Note 1) R _{θJC}	6	°C/W
	(Note 1) R _{θJL}	6.5	
Operating Junction Temperature Range	T _J	-55~175	°C
Storage Temperature Range	T _{STG}	-55~175	°C



MER1602FCT

Electrical Characteristics ($T_A = 25^\circ\text{C}$ unless otherwise noted)

PARAMETER	SYMBOL	TEST CONDITION	MIN.	TYP.	MAX.	UNITS
Forward Voltage Per Diode	V_F	$I_F = 2\text{ A}, T_J = 25^\circ\text{C}$	-	0.77	-	V
		$I_F = 4\text{ A}, T_J = 25^\circ\text{C}$	-	0.83	-	V
		$I_F = 8\text{ A}, T_J = 25^\circ\text{C}$	-	-	0.95	V
		$I_F = 2\text{ A}, T_J = 125^\circ\text{C}$	-	0.63	-	V
		$I_F = 4\text{ A}, T_J = 125^\circ\text{C}$	-	0.7	-	V
		$I_F = 8\text{ A}, T_J = 125^\circ\text{C}$	-	0.8	-	V
Reverse Current Per Diode	I_R	$V_R = 160\text{ V}, T_J = 25^\circ\text{C}$	-	0.004	-	uA
		$V_R = 200\text{ V}, T_J = 25^\circ\text{C}$	-	-	1	
		$V_R = 200\text{ V}, T_J = 125^\circ\text{C}$	-	-	75	
Reverse Recovery Time	T_{RR}	$I_F = 0.5\text{ A}, I_R = 1\text{ A},$ $I_{RR} = 0.25\text{ A}, T_J = 25^\circ\text{C}$	-	-	35	ns
Reverse Recovery Time	T_{RR}	$I_F = 8\text{ A}, V_R = 200\text{ V}$ $di/dt = 300\text{ A/uS}$	-	28	-	ns
Peak Recovery Current	I_{RRM}		-	6.5	-	A
Reverse Recovery Charge	Q_{RR}	$T_J = 25^\circ\text{C}$	-	96	-	nC
Reverse Recovery Time	T_{RR}	$I_F = 8\text{ A}, V_R = 200\text{ V}$ $di/dt = 300\text{ A/uS}$	-	43	-	ns
Peak Recovery Current	I_{RRM}		-	10	-	A
Reverse Recovery Charge	Q_{RR}		$T_J = 125^\circ\text{C}$	-	216	-

NOTES :

1. Device mounted on a infinite heatsink.



MER1602FCT

TYPICAL CHARACTERISTIC CURVES

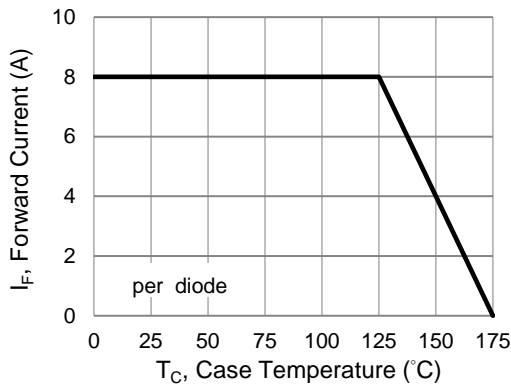


Fig.1 Forward Current Derating Curve

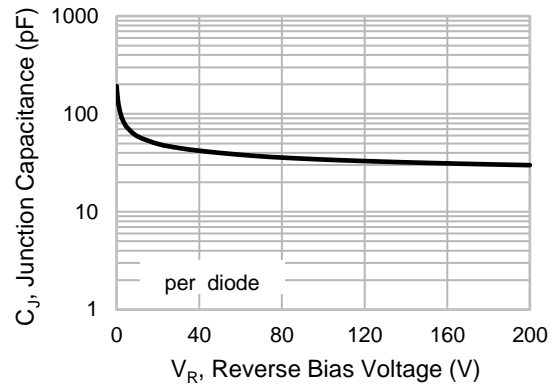


Fig.2 Typical Junction Capacitance

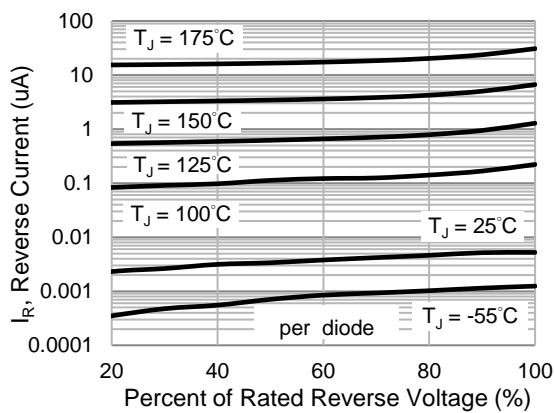


Fig.3 Typical Reverse Characteristics

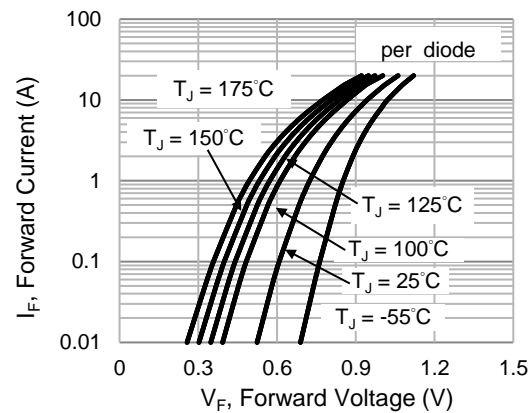


Fig.4 Typical Forward Characteristics

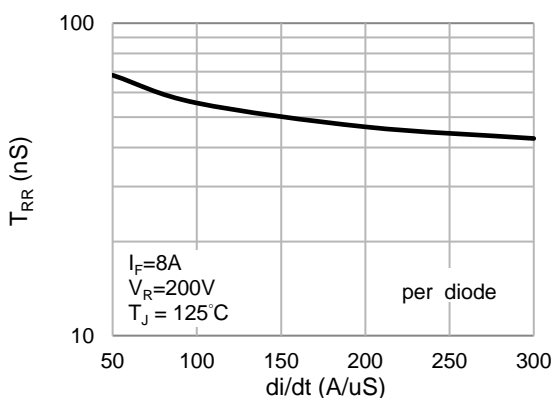


Fig.5 Typical Reverse Recovery Time Versus di/dt

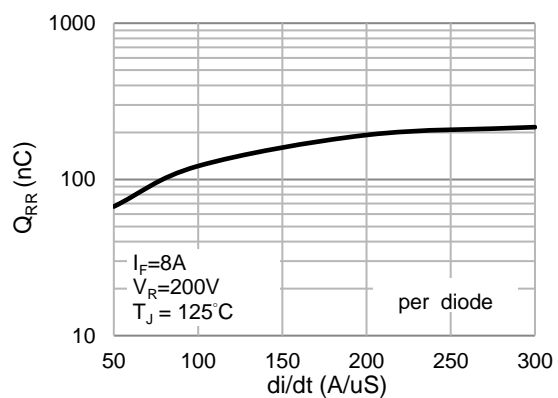


Fig.6 Typical Reverse Recovery Charge Versus di/dt

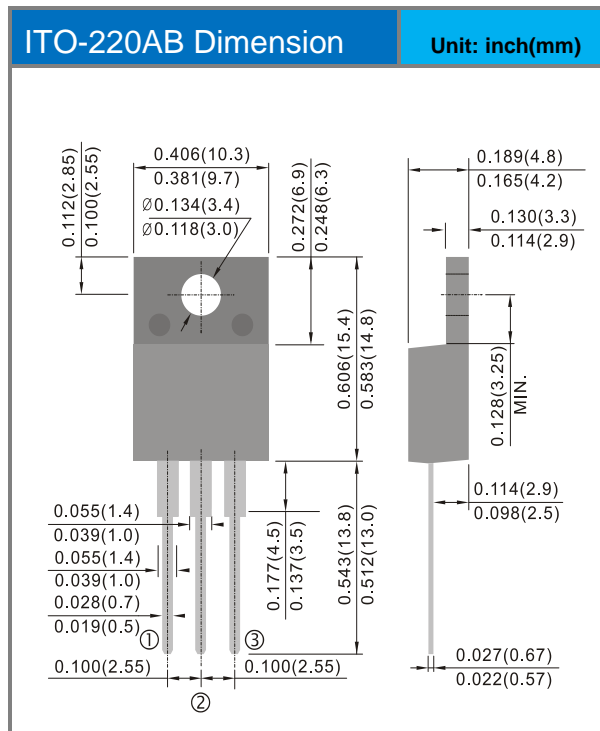


MER1602FCT

Part No. Packing Code Version

Part No. Packing Code	Package Type	Packing Type	Marking	Version
MER1602FCT_T0_00601	ITO-220AB	50pcs / Tube	MER1602FCT	Halogen free RoHS compliant

Packaging Information





MER1602FCT

Disclaimer

- Reproducing and modifying information of the document is prohibited without permission from Panjit International Inc..
- Panjit International Inc. reserves the rights to make changes of the content herein the document anytime without notification. Please refer to our website for the latest document.
- Panjit International Inc. disclaims any and all liability arising out of the application or use of any product including damages incidentally and consequentially occurred.
- Panjit International Inc. does not assume any and all implied warranties, including warranties of fitness for particular purpose, non-infringement and merchantability.
- Applications shown on the herein document are examples of standard use and operation. Customers are responsible in comprehending the suitable use in particular applications. Panjit International Inc. makes no representation or warranty that such applications will be suitable for the specified use without further testing or modification.
- The products shown herein are not designed and authorized for equipments requiring high level of reliability or relating to human life and for any applications concerning life-saving or life-sustaining, such as medical instruments, transportation equipment, aerospace machinery et cetera. Customers using or selling these products for use in such applications do so at their own risk and agree to fully indemnify Panjit International Inc. for any damages resulting from such improper use or sale.
- Since Panjit uses lot number as the tracking base, please provide the lot number for tracking when complaining.

单击下面可查看定价，库存，交付和生命周期等信息

[>>Panjit\(强茂\)](#)