



GS1000FL-AU SERIES

SURFACE GENERAL PURPOSE RECTIFIERS

VOLTAGE 50 to 1000 Volt **CURRENT** 1 Ampere

FEATURES

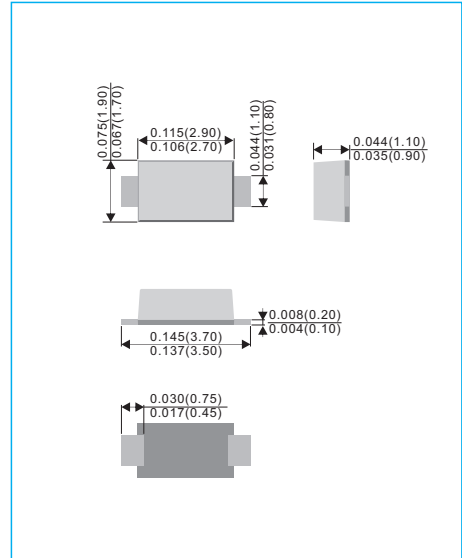
- For surface mounted applications in order to optimize board space
- Low profile package
- Ideal for automated placement
- High temperature soldering : 260°C /10 seconds at terminals
- Glass passivated chip junction
- AEC-Q101 qualified
- Lead free in compliance with EU RoHS 2.0
- Green molding compound as per IEC 61249 standard

MECHANICAL DATA

- Case: SOD-123FL, Molded plastic over passivated junction
- Terminals: Solderable per MIL-STD-750, Method 2026
- Approx. Weight: 0.0006 ounces, 0.0173 grams
- Standard Packaging: 8mm tape (EIA-481)
- Polarity: Color band denotes cathode end



SOD-123FL Unit : inch(mm)



MAXIMUM RATINGS AND ELECTRICAL CHARACTERISTICS

Ratings at 25°C ambient temperature unless otherwise specified.

PARAMETER	SYMBOL	GS1000FL-AU	GS1001FL-AU	GS1002FL-AU	GS1004FL-AU	GS1006FL-AU	GS1008FL-AU	GS1010FL-AU	UNITS
Marking Code		1A	1B	1D	1G	1J	1K	1M	
Maximum Recurrent Peak Reverse Voltage	V_{RRM}	50	100	200	400	600	800	1000	V
Maximum RMS Voltage	V_{RMS}	35	70	140	280	420	640	700	V
Maximum DC Blocking Voltage	V_{DC}	50	100	200	400	600	800	1000	V
Maximum Average Forward Current (Note 1)	$I_{F(AV)}$	1							A
Peak One Cycle Surge Forward Current (non-repetitive)	I_{FSM}	30 (60Hz)							A
Maximum Forward Voltage at 1A	V_F	1.1							V
Maximum DC Reverse Current at Rated DC Blocking Voltage $T_A=25^{\circ}C$ $T_A=125^{\circ}C$	I_R	1 50							μA
Typical Junction Capacitance at 4V, MHz	C_J	4							pF

ELECTRICAL CHARACTERISTICS

Ratings at 25°C ambient temperature unless otherwise specified.

PARAMETER	SYMBOL	GS1000FL-AU	GS1001FL-AU	GS1002FL-AU	GS1004FL-AU	GS1006FL-AU	GS1008FL-AU	GS1010FL-AU	UNITS
Typical Thermal Resistance (Note 2)	$R_{\theta JA}$	65							$^{\circ}C / W$
Operating and Storage Temperature Range	T_J, T_{STG}	-50 TO +150							$^{\circ}C$

NOTES: 1. Pulse test : 300u pulse width, 1% duty cycle.
2. Soldering land: 6mm x 6mm



GS1000FL-AU SERIES

RATING AND CHARACTERISTIC CURVES

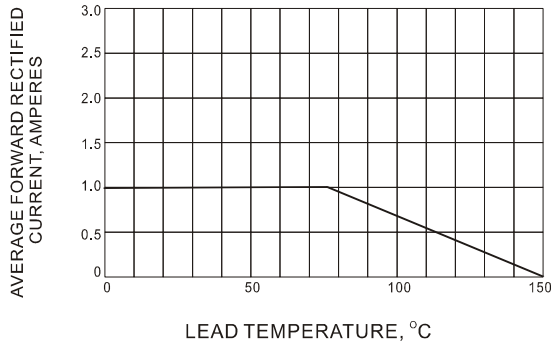


Fig.1 FORWARD CURRENT DERATING CURVE

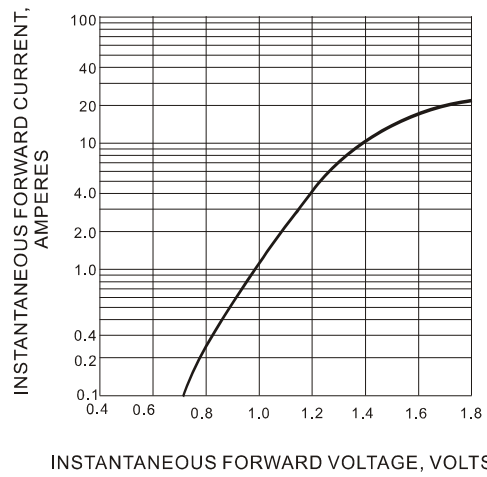


Fig.2-TYPICAL INSTANTANEOUS FORWARD CHARACTERISTICS

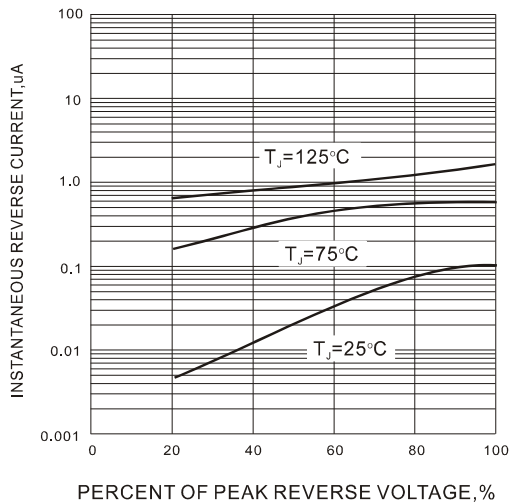


Fig.3 TYPICAL REVERSE CHARACTERISTICS

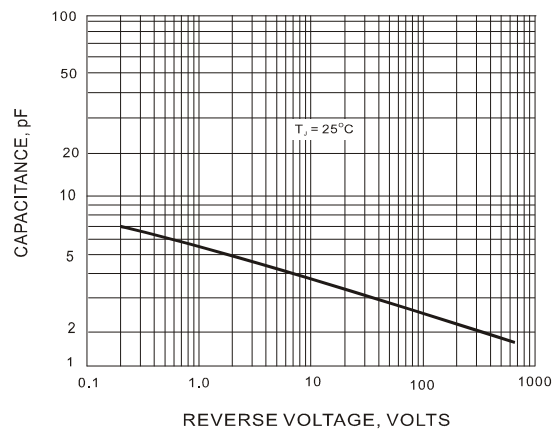


Fig.4 TYPICAL JUNCTION CAPACITANCE

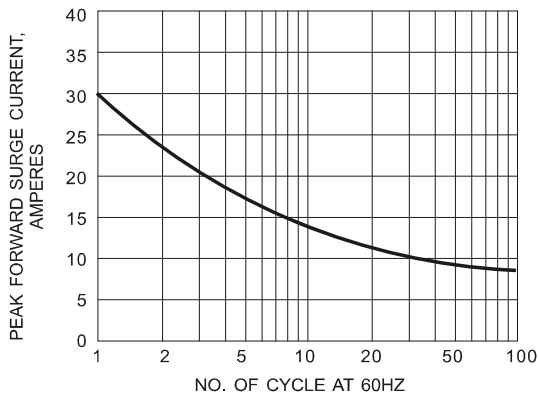


Fig.5- MAXIMUM NON - REPETITIVE SURGE CURRENT

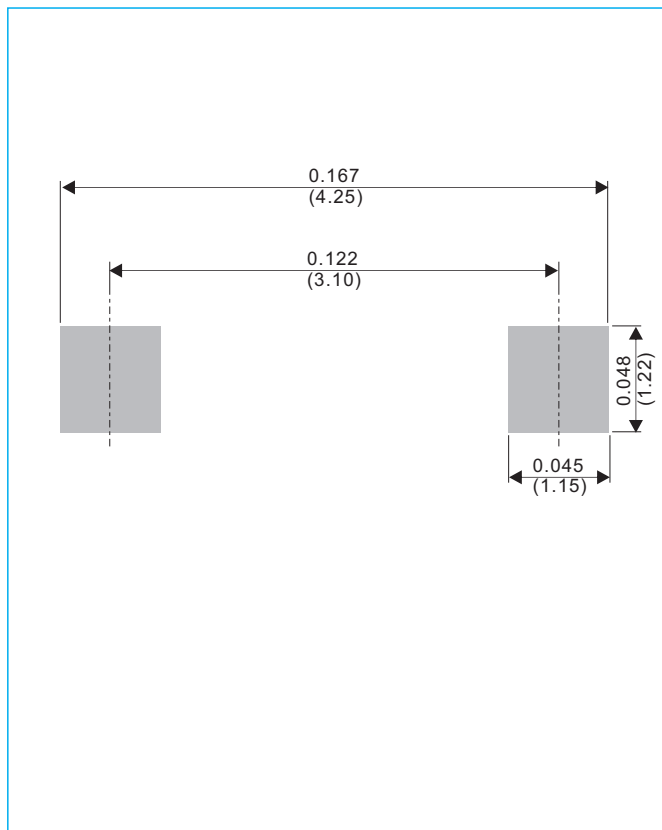


GS1000FL-AU SERIES

MOUNTING PAD LAYOUT

SOD-123FL

Unit : inch(mm)



ORDER INFORMATION

- Packing information
T/R - 10K per 13" plastic Reel
T/R - 3K per 7" plastic Reel



GS1000FL-AU SERIES

Part No_packing code_Version

GS1000FL-AU_R1_000A1

GS1000FL-AU_R2_000A1

For example :

RB500V-40_R2_00001



Packing Code XX				Version Code XXXXX		
Packing type	1 st Code	Packing size code	2 nd Code	HF or RoHS	1 st Code	2 nd ~5 th Code
Tape and Ammunition Box (T/B)	A	N/A	0	HF	0	serial number
Tape and Reel (T/R)	R	7"	1	RoHS	1	serial number
Bulk Packing (B/P)	B	13"	2			
Tube Packing (T/P)	T	26mm	X			
Tape and Reel (Right Oriented) (TRR)	S	52mm	Y			
Tape and Reel (Left Oriented) (TRL)	L	PANASERT T/B CATHODE UP (PBCU)	U			
FORMING	F	PANASERT T/B CATHODE DOWN (PBCD)	D			



GS1000FL-AU SERIES

Disclaimer

- Reproducing and modifying information of the document is prohibited without permission from Panjit International Inc..
- Panjit International Inc. reserves the rights to make changes of the content herein the document anytime without notification. Please refer to our website for the latest document.
- Panjit International Inc. disclaims any and all liability arising out of the application or use of any product including damages incidentally and consequentially occurred.
- Panjit International Inc. does not assume any and all implied warranties, including warranties of fitness for particular purpose, non-infringement and merchantability.
- Applications shown on the herein document are examples of standard use and operation. Customers are responsible in comprehending the suitable use in particular applications. Panjit International Inc. makes no representation or warranty that such applications will be suitable for the specified use without further testing or modification.
- The products shown herein are not designed and authorized for equipments relating to human life and for any applications concerning life-saving or life-sustaining, such as medical instruments, aerospace machinery et cetera. Customers using or selling these products for use in such applications do so at their own risk and agree to fully indemnify Panjit International Inc. for any damages resulting from such improper use or sale.
- Since Panjit uses lot number as the tracking base, please provide the lot number for tracking when complaining.

单击下面可查看定价，库存，交付和生命周期等信息

[>>Panjit\(强茂\)](#)