



MB34~MB320

SURFACE MOUNT SCHOTTKY BARRIER RECTIFIER

VOLTAGE 40 to 200 Volt **CURRENT** 3 Ampere

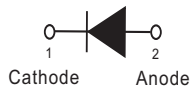
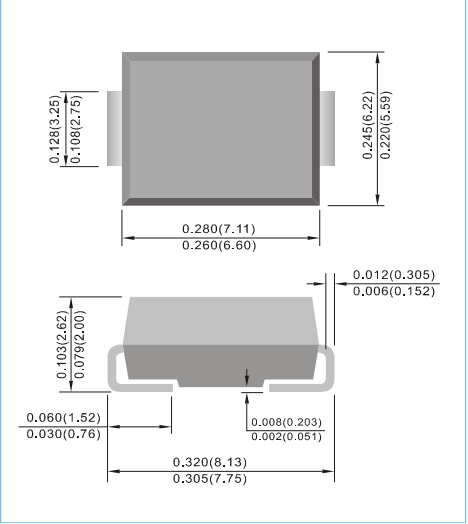
SMC / DO-214AB Unit : inch(mm)

FEATURES

- Plastic package has Underwriters Laboratory Flammability Classification 94V-0
- For surface mounted applications in order to optimize board space
- Low power loss, high efficiency
- High surge capacity
- Lead free in compliance with EU RoHS 2.0
- Green molding compound as per IEC 61249 standard

MECHANICAL DATA

- Case: JEDEC DO-214AB molded plastic
- Terminals: Solder plated, solderable per MIL-STD-750, Method 2026
- Polarity: Color band denotes cathode end
- Standard packaging: 16mm tape (EIA-481)
- Weight: 0.0082 ounces, 0.2325 grams



MAXIMUM RATINGS AND ELECTRICAL CHARACTERISTICS

Ratings at 25°C ambient temperature unless otherwise specified. Resistive or inductive load.

| PARAMETER | SYMBOL | MB34 | MB34A | MB35 | MB36 | MB38 | MB39 | MB310 | MB315 | MB320 | UNITS |
|---|-----------------|-------------|-------|------|------|-------------|------|-------|-------|-------|--------|
| Maximum Recurrent Peak Reverse Voltage | V_{RRM} | 40 | 45 | 50 | 60 | 80 | 90 | 100 | 150 | 200 | V |
| Maximum RMS Voltage | V_{RMS} | 28 | 31.5 | 35 | 42 | 56 | 63 | 70 | 105 | 140 | V |
| Maximum DC Blocking Voltage | V_{DC} | 40 | 45 | 50 | 60 | 80 | 90 | 100 | 150 | 200 | V |
| Maximum Average Forward Current (See figure 1) | $I_{F(AV)}$ | 3 | | | | | | | | | A |
| Peak Forward Surge Current : 8.3ms single half sine-wave superimposed on rated load | I_{FSM} | 100 | | | | | | | | | A |
| Maximum Forward Voltage at 3A (Note 1) | V_F | 0.7 | | 0.74 | | 0.8 | | 0.9 | | | V |
| Maximum DC Reverse Current at Rated DC Blocking Voltage $T_J=25^\circ\text{C}$ | I_R | 0.05 | | | | | | | | | mA |
| Maximum DC Reverse Current at Rated DC Blocking Voltage $T_J=100^\circ\text{C}$ | I_R | 2 | | | | 1 | | | | | mA |
| Typical Junction Capacitance ($V_R=4V, 1\text{MHz}$) | C_J | 140 | | | | | | | | | pF |
| Typical Thermal Resistance (Note 2) | $R_{\theta JL}$ | 15 | | | | | | | | | °C / W |
| (Note 3) | $R_{\theta JA}$ | 110 | | | | | | | | | |
| Operating Junction and Storage Temperature Range | T_J, T_{STG} | -55 to +150 | | | | -65 to +175 | | | | | °C |

NOTES :

1. Pulse Test with PW =300µsec, 1% Duty Cycle.
2. Mounted on a FR4 PCB, single-sided copper, with 100cm² copper pad area.
3. Mounted on a FR4 PCB, single-sided copper, mini pad.



MB34~MB320

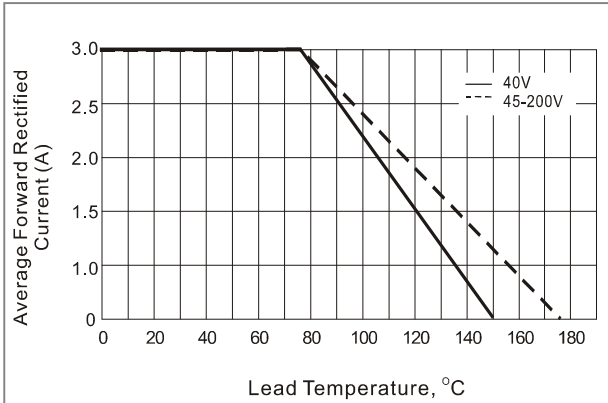


Fig.1 Forward Current Derating Curve

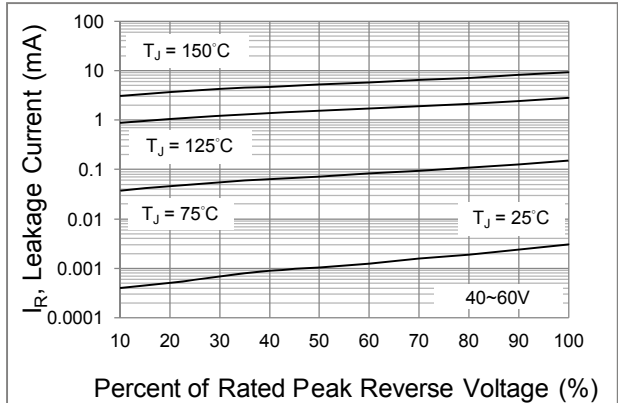


Fig.2 Typical Reverse Characteristics

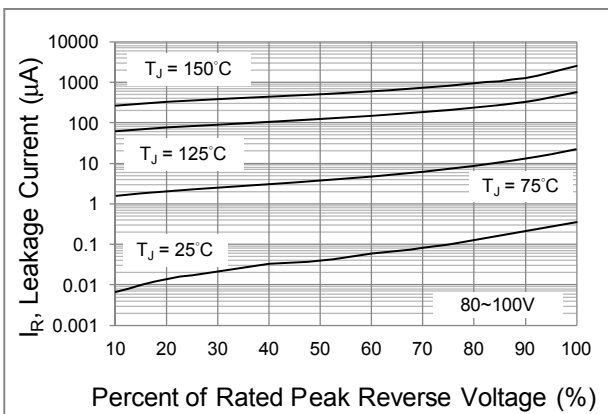


Fig.3 Typical Reverse Characteristics

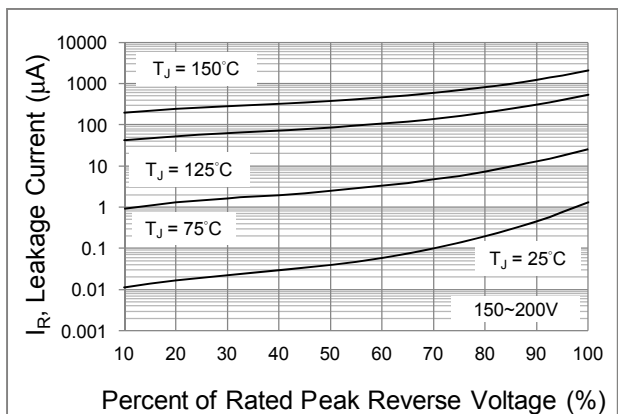


Fig.4 Typical Reverse Characteristics

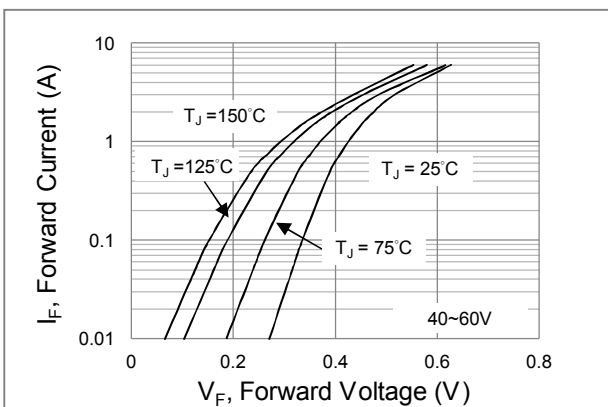


Fig.5 Typical Forward Characteristics

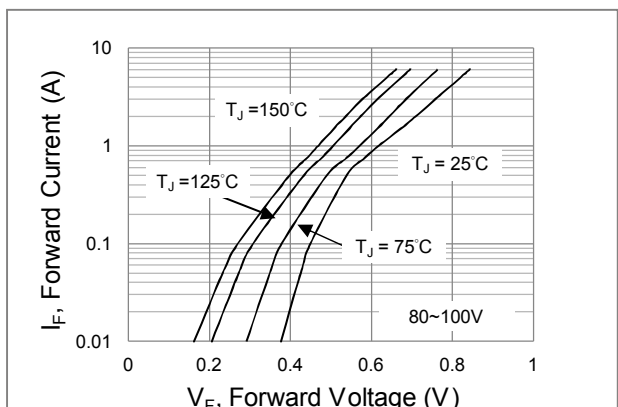


Fig.6 Typical Forward Characteristics



MB34~MB320

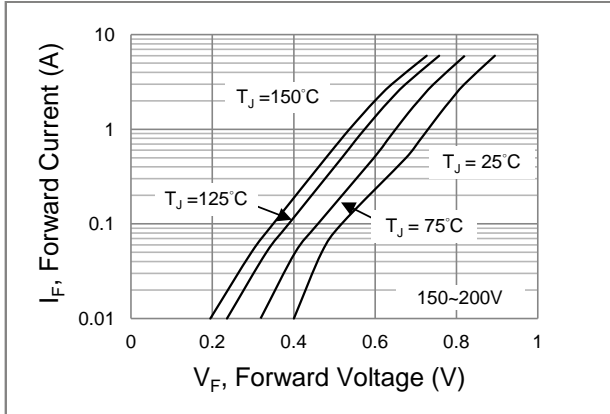


Fig.7 Typical Forward Characteristics

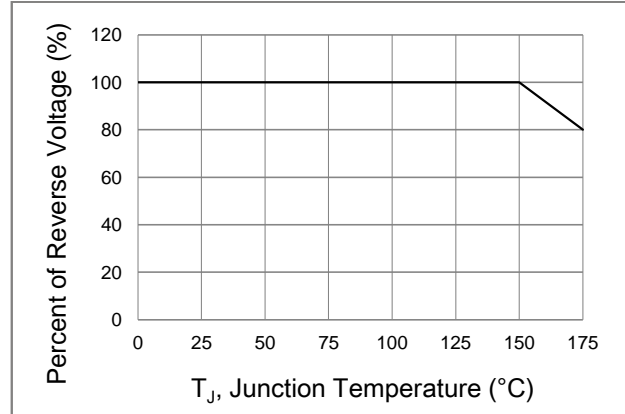


Fig.8 Operating Temperature Derating Curve

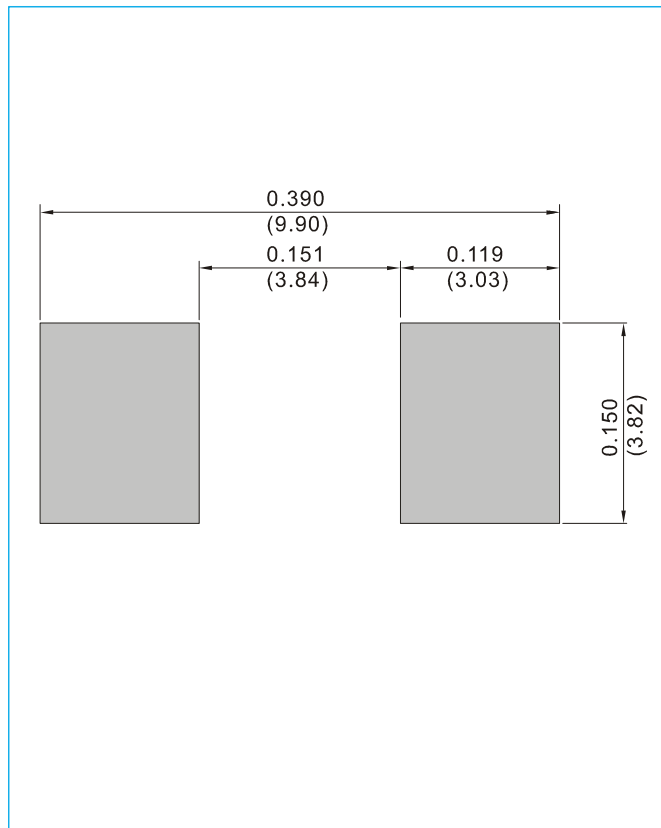


MB34~MB320

MOUNTING PAD LAYOUT

SMC / DO-214AB

Unit : inch(mm)



ORDER INFORMATION

- Packing information
T/R - 3K per 13" plastic Reel
T/R - 0.8K per 7" plastic Reel



MB34~MB320

Part No_packing code_Version

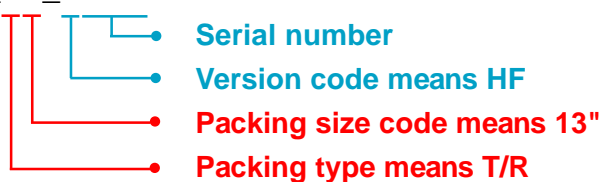
MB34_R1_00001

MB34_R2_00001

For example :

RB500V-40_R2_00001

Part No.



| Packing Code XX | | | | Version Code XXXXX | | |
|--------------------------------------|----------------------|----------------------------------|----------------------|---------------------------|----------------------|---------------------------------------|
| Packing type | 1 st Code | Packing size code | 2 nd Code | HF or RoHS | 1 st Code | 2 nd ~5 th Code |
| Tape and Ammunition Box (T/B) | A | N/A | 0 | HF | 0 | serial number |
| Tape and Reel (T/R) | R | 7" | 1 | RoHS | 1 | serial number |
| Bulk Packing (B/P) | B | 13" | 2 | | | |
| Tube Packing (T/P) | T | 26mm | X | | | |
| Tape and Reel (Right Oriented) (TRR) | S | 52mm | Y | | | |
| Tape and Reel (Left Oriented) (TRL) | L | PANASERT T/B CATHODE UP (PBCU) | U | | | |
| FORMING | F | PANASERT T/B CATHODE DOWN (PBCD) | D | | | |



MB34~MB320

Disclaimer

- Reproducing and modifying information of the document is prohibited without permission from Panjit International Inc..
- Panjit International Inc. reserves the rights to make changes of the content herein the document anytime without notification. Please refer to our website for the latest document.
- Panjit International Inc. disclaims any and all liability arising out of the application or use of any product including damages incidentally and consequentially occurred.
- Panjit International Inc. does not assume any and all implied warranties, including warranties of fitness for particular purpose, non-infringement and merchantability.
- Applications shown on the herein document are examples of standard use and operation. Customers are responsible in comprehending the suitable use in particular applications. Panjit International Inc. makes no representation or warranty that such applications will be suitable for the specified use without further testing or modification.
- The products shown herein are not designed and authorized for equipments requiring high level of reliability or relating to human life and for any applications concerning life-saving or life-sustaining, such as medical instruments, transportation equipment, aerospace machinery et cetera. Customers using or selling these products for use in such applications do so at their own risk and agree to fully indemnify Panjit International Inc. for any damages resulting from such improper use or sale.
- Since Panjit uses lot number as the tracking base, please provide the lot number for tracking when complaining.

单击下面可查看定价，库存，交付和生命周期等信息

[>>Panjit\(强茂\)](#)