



MMBT4401

NPN GENERAL PURPOSE SWITCHING TRANSISTOR

VOLTAGE 40 Volt **POWER** 225 mWatt

SOT-23 Unit : inch(mm)

FEATURES

- NPN epitaxial silicon, planar design
- Collector-emitter voltage $V_{CE} = 40V$
- Collector current $I_C = 600mA$
- Lead free in compliance with EU RoHS 2.0
- Green molding compound as per IEC 61249 standard

MECHANICAL DATA

- Case: SOT-23, Plastic
- Terminals: Solderable per MIL-STD-750, Method 2026
- Approx. Weight: 0.0003 ounce, 0.0084 gram

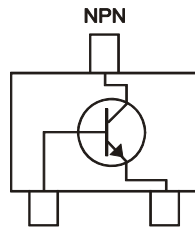
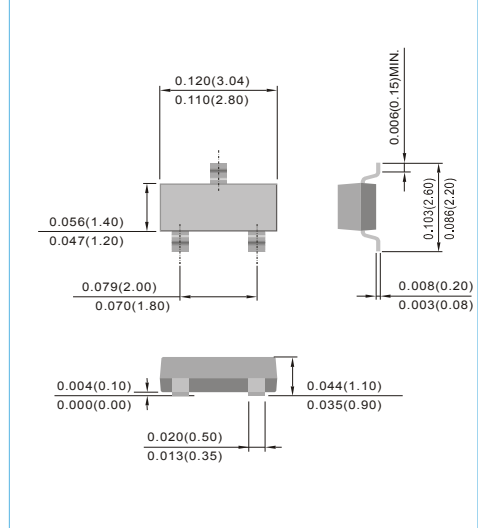


Fig.34(TOP VIEW)

ABSOLUTE RATINGS

PARAMETER	Symbol	Value	Units
Collector - Emitter Voltage	V_{CEO}	40	V
Collector - Base Voltage	V_{CBO}	60	V
Emitter - Base Voltage	V_{EBO}	6	V
Collector Current - Continuous	I_C	600	mA

THERMAL CHARACTERISTICS

PARAMETER	Symbol	Value	Units
Max. Power Dissipation (Note 1)	P_{TOT}	225	mW
Thermal Resistance , Junction to Ambient	$R_{\theta JA}$	556	$^{\circ}C/W$
Junction Temperature Range	T_J	-55 to 150	$^{\circ}C$
Storage Temperature Range	T_{STG}	-55 to 150	$^{\circ}C$

Note 1: Transistor mounted on FR-5 board 1.0 x 0.75 x 0.062 in.



MMBT4401

ELECTRICAL CHARACTERISTICS

PARAMETER	Symbol	Test Condition	MIN.	TYP.	MAX.	Units
Collector - Emitter Breakdown Voltage	$V_{(BR)CEO}$	$I_C=1.0mA, I_B=0$	40	-	-	V
Collector - Base Breakdown Voltage	$V_{(BR)CBO}$	$I_C=100\mu A, I_E=0$	60	-	-	V
Emitter - Base Breakdown Voltage	$V_{(BR)EBO}$	$I_E=100\mu A, I_C=0$	6.0	-	-	V
Base Cutoff Current	I_{BL}	$V_{CE}=35V, V_{EB}=0.4V$	-	-	100	nA
Collector Cutoff Current	I_{CEX}	$V_{CE}=35V, V_{EB}=0.4V$	-	-	100	nA
DC Current Gain	h_{FE}	$I_C=0.1mA, V_{CE}=1.0V$	20	-	-	-
		$I_C=1.0mA, V_{CE}=1.0V$	40	-	-	
		$I_C=10mA, V_{CE}=1.0V$	80	-	-	
		$I_C=150mA, V_{CE}=1.0V$	100	-	300	
		$I_C=500mA, V_{CE}=2.0V$	40	-	-	
Collector - Emitter Saturation Voltage	$V_{CE(SAT)}$	$I_C=150mA, I_B=15mA$ $I_C=500mA, I_B=50mA$	-	-	0.40 0.75	V
Base - Emitter Saturation Voltage	$V_{BE(SAT)}$	$I_C=150mA, I_B=15mA$ $I_C=500mA, I_B=50mA$	0.75 -	- -	0.95 1.20	V
Collector - Base Capacitance	C_{CBO}	$V_{CB}=5V, I_E=0, f=1MHz$	-	-	6.5	pF
Emitter - Base Capacitance	C_{EBO}	$V_{CB}=0.5V, I_C=0, f=1MHz$	-	-	30	pF
Current Gain - Bandwidth Product	F_T	$V_{CE}=10V, I_C=20mA, f=100MHz$	250	-	-	MHz
Delay Time	t_d	$V_{CC}=30V, V_{BE}=2.0V,$ $I_C=150mA, I_{B1}=15mA$	-	-	15	ns
Rise Time	t_r	$V_{CC}=30V, V_{BE}=2.0V,$ $I_C=150mA, I_{B1}=15mA$	-	-	20	ns
Storage Time	t_s	$V_{CC}=30V, I_C=150mA$ $I_{B1}=I_{B2}=15mA$	-	-	225	ns
Fall Time	t_f	$V_{CC}=30V, I_C=150mA$ $I_{B1}=I_{B2}=15mA$	-	-	30	ns



MMBT4401

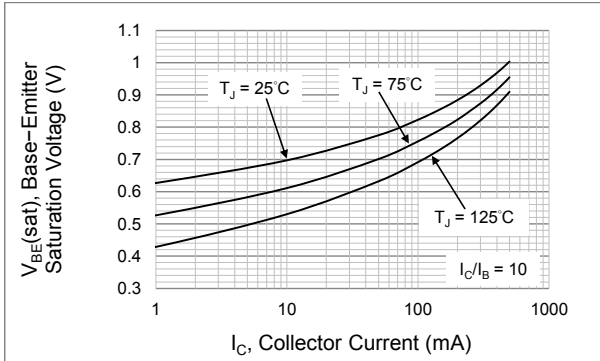


Fig.1 Base Emitter Saturation Voltage vs. Collector Current

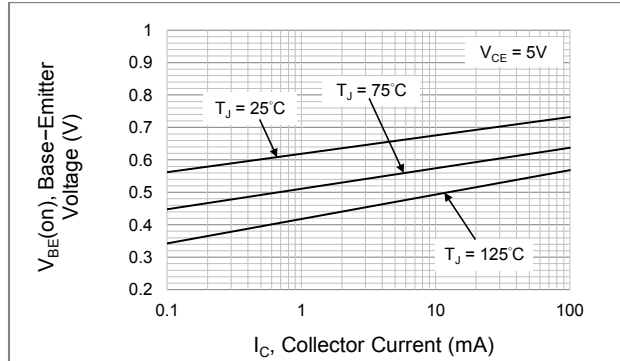


Fig.2 Base Emitter Voltage vs. Collector Current

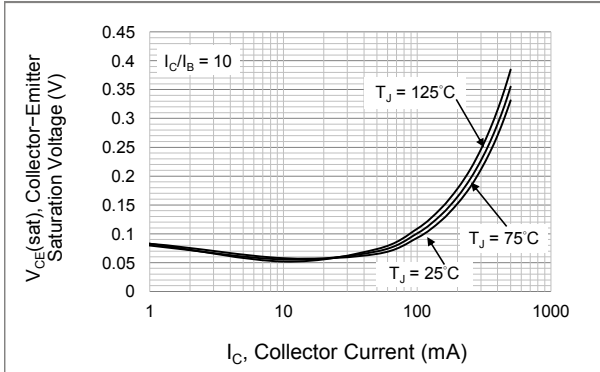


Fig.3 Collector Emitter Saturation Voltage vs. Collector Current

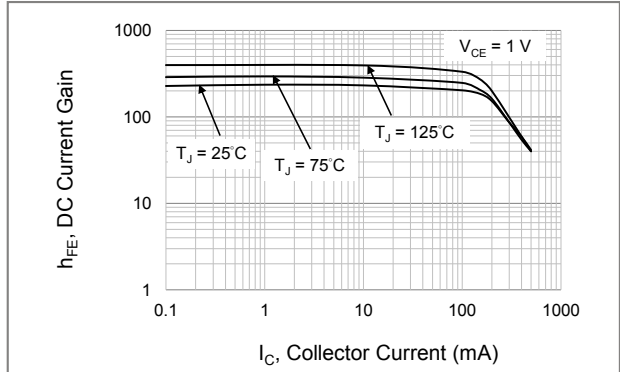


Fig.4 DC Current Gain vs. Collector Current

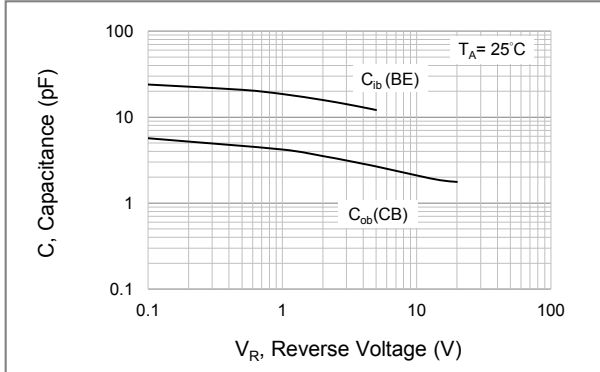


Fig.5 Typical Capacitance



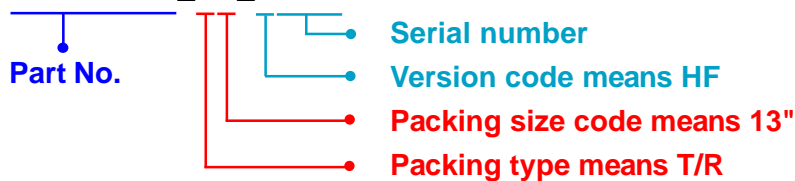
MMBT4401

PART NO PACKING CODE VERSION

Part No Packing Code	Package Type	Packing Type	Marking	Version
MMBT4401_R1_00001	SOT-23	3K pcs / 7" reel	M4A	Halogen free
MMBT4401_R2_00001	SOT-23	12K pcs / 13" reel	M4A	Halogen free

For example :

RB500V-40 **R2** **00001**



Packing Code XX				Version Code XXXXX		
Packing type	1 st Code	Packing size code	2 nd Code	HF or RoHS	1 st Code	2 nd ~5 th Code
Tape and Ammunition Box (T/B)	A	N/A	0	HF	0	serial number
Tape and Reel (T/R)	R	7"	1	RoHS	1	serial number
Bulk Packing (B/P)	B	13"	2			
Tube Packing (T/P)	T	26mm	X			
Tape and Reel (Right Oriented) (TRR)	S	52mm	Y			
Tape and Reel (Left Oriented) (TRL)	L	PANASERT T/B CATHODE UP (PBCU)	U			
FORMING	F	PANASERT T/B CATHODE DOWN (PBCD)	D			

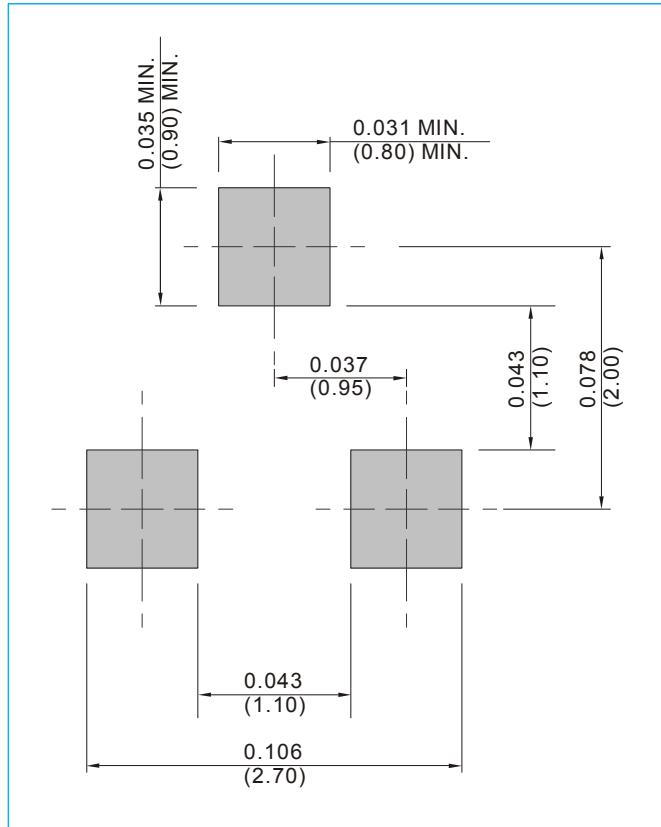


MMBT4401

MOUNTING PAD LAYOUT

SOT-23

Unit : inch(mm)





MMBT4401

Disclaimer

- Reproducing and modifying information of the document is prohibited without permission from Panjit International Inc..
- Panjit International Inc. reserves the rights to make changes of the content herein the document anytime without notification. Please refer to our website for the latest document.
- Panjit International Inc. disclaims any and all liability arising out of the application or use of any product including damages incidentally and consequentially occurred.
- Panjit International Inc. does not assume any and all implied warranties, including warranties of fitness for particular purpose, non-infringement and merchantability.
- Applications shown on the herein document are examples of standard use and operation. Customers are responsible in comprehending the suitable use in particular applications. Panjit International Inc. makes no representation or warranty that such applications will be suitable for the specified use without further testing or modification.
- The products shown herein are not designed and authorized for equipments requiring high level of reliability or relating to human life and for any applications concerning life-saving or life-sustaining, such as medical instruments, transportation equipment, aerospace machinery et cetera. Customers using or selling these products for use in such applications do so at their own risk and agree to fully indemnify Panjit International Inc. for any damages resulting from such improper use or sale.
- Since Panjit uses lot number as the tracking base, please provide the lot number for tracking when complaining.

单击下面可查看定价，库存，交付和生命周期等信息

[>>Panjit\(强茂\)](#)