



QRT812 \ QRT812F \ QRT812D

PLANAR STRUCTURED SUPERFAST RECOVERY RECTIFIERS

Voltage

1200 V

Current

8 A


Features

- Planar structure with EPI wafer
- Hyperfast recovery time, reduced Qrr and soft recovery
- For PFC CCM operation
- Low leakage current
- Plastic package has Underwriters Laboratory Flammability Classification 94V-O Flame Retardant Epoxy Molding Compound
- Lead free in compliance with EU RoHS 2.0
- Green molding compound as per IEC 61249 standard


Mechanical Data

- Case: TO-220AC, ITO-220AC, TO-263 package
- Terminals: solder plated, solderable per MIL-STD-750, Method 2026
- TO-220AC Weight: 0.067 ounces, 1.89 grams
- ITO-220AC Weight: 0.055 ounces, 1.56 grams.
- TO-263 Weight: 0.049 ounces, 1.38 grams.
- Marking: Part number


QRT812 TO-220AC



QRT812F ITO-220AC



QRT812D TO-263



Maximum Ratings And Electrical Characteristics (T_A=25°C unless otherwise noted)

PARAMETER		SYMBOL	VALUE	UNIT
Maximum repetitive peak reverse voltage		V _{RRM}	1200	V
Maximum rms voltage		V _{RMS}	840	V
Maximum dc blocking voltage		V _R	1200	V
Maximum average forward rectified current		I _{F(AV)}	8	A
Peak forward surge current : 8.3ms single half sine-wave superimposed on rated load		I _{FSM}	90	A
Typical thermal resistance	TO-220AC (Note 1)	R _{θJC}	2	°C/W
	ITO-220AC (Note 1)		5.5	
	TO-263 (Note 1)		2	
Operating junction temperature range		T _J	-55 to +175	°C
Storage temperature range		T _{STG}	-55 to +175	°C

Note : 1. Device mounted on a infinite heatsink , then measured the center of the marking side.



QRT812 \ QRT812F \ QRT812D

Electrical Characteristics ($T_A=25^{\circ}\text{C}$ unless otherwise noted)

PARAMETER	SYMBOL	TEST CONDITION		MIN.	TYP.	MAX.	UNITS
Breakdown voltage	V_{BR}	$I_R=100\mu\text{A}$	$T_J=25^{\circ}\text{C}$	1200	-	-	V
Instantaneous forward voltage	V_F	$I_F=1\text{A}$	$T_J=25^{\circ}\text{C}$	-	1.46	-	V
		$I_F=5\text{A}$		-	2.06	-	
		$I_F=8\text{A}$		-	2.29	3.2	
		$I_F=1\text{A}$	$T_J=125^{\circ}\text{C}$	-	0.99	-	V
		$I_F=5\text{A}$		-	1.58	-	
		$I_F=8\text{A}$		-	1.82	-	
Reverse current	I_R	$V_R=1200\text{V}$	$T_J=25^{\circ}\text{C}$	-	-	3	μA
			$T_J=125^{\circ}\text{C}$	-	5	-	μA
Reverse recovery time	T_{RR}	$I_F=1\text{A}$ $V_R=30\text{V}$ $di/dt=100\text{A}/\mu\text{s}$	$T_J=25^{\circ}\text{C}$	-	-	40	ns
		$I_F=8\text{A}$ $V_R=400\text{V}$ $di/dt=200\text{A}/\mu\text{s}$	$T_J=25^{\circ}\text{C}$	-	45	-	ns
Peak recovery current	I_{RRM}	$I_F=8\text{A}$ $V_R=400\text{V}$ $di/dt=200\text{A}/\mu\text{s}$	$T_J=25^{\circ}\text{C}$	-	3.9	-	A
Reverse recovery charge	Q_{RR}	$I_F=8\text{A}$ $V_R=400\text{V}$ $di/dt=200\text{A}/\mu\text{s}$	$T_J=25^{\circ}\text{C}$	-	87.7	-	nC



QRT812 \ QRT812F \ QRT812D

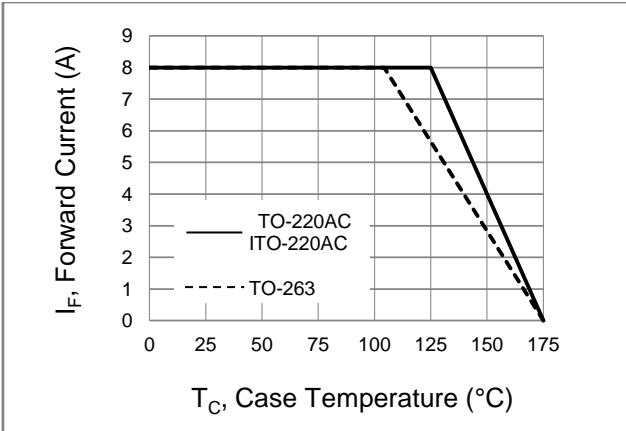


Fig.1 Forward Current Derating Curve

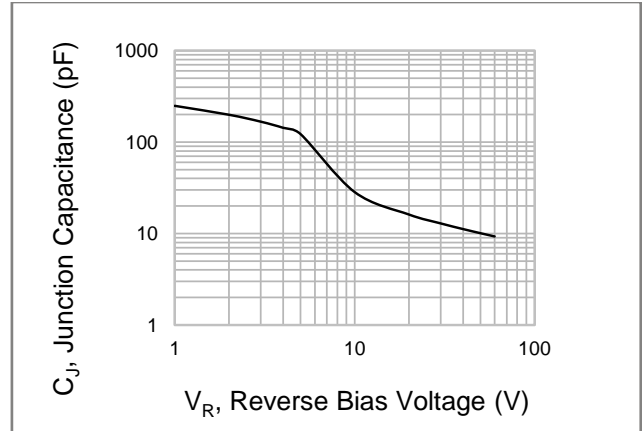


Fig.2 Typical Junction Capacitance

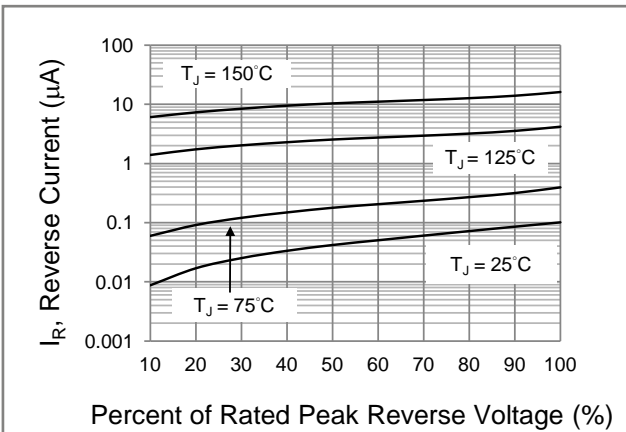


Fig.3 Typical Reverse Characteristics

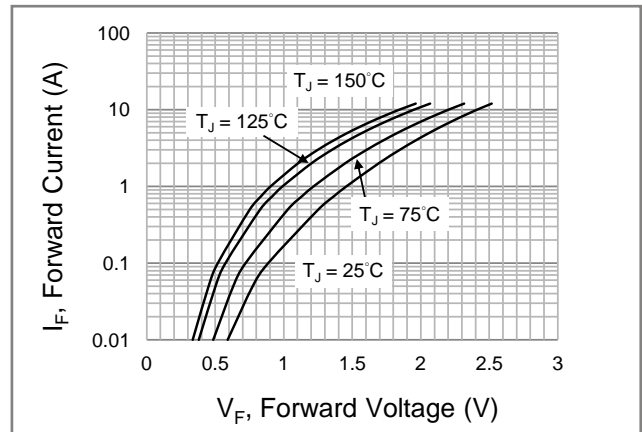


Fig.4 Typical Forward Characteristics

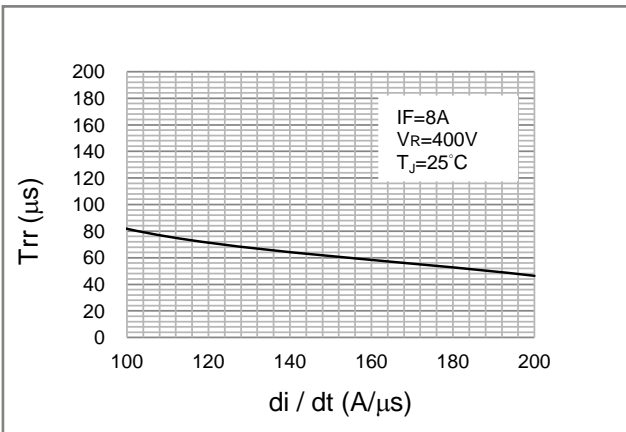


Fig.5 Typical Reverse Recovery Time Versus di/dt

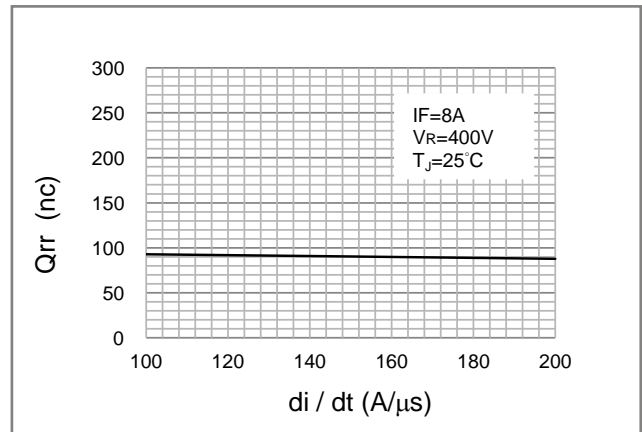
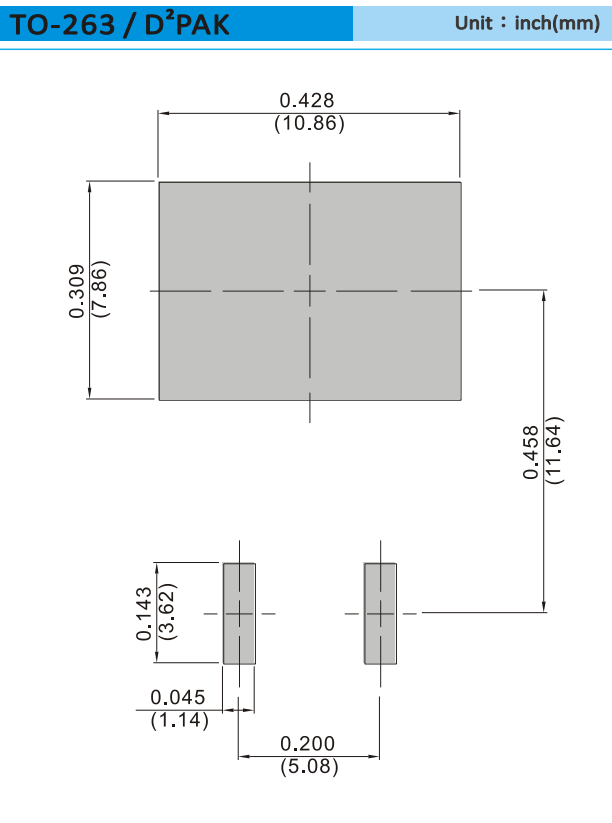


Fig.6 Typical Reverse Recovery Charges Versus di/dt



QRT812 \ QRT812F \ QRT812D

MOUNTING PAD LAYOUT



ORDER INFORMATION

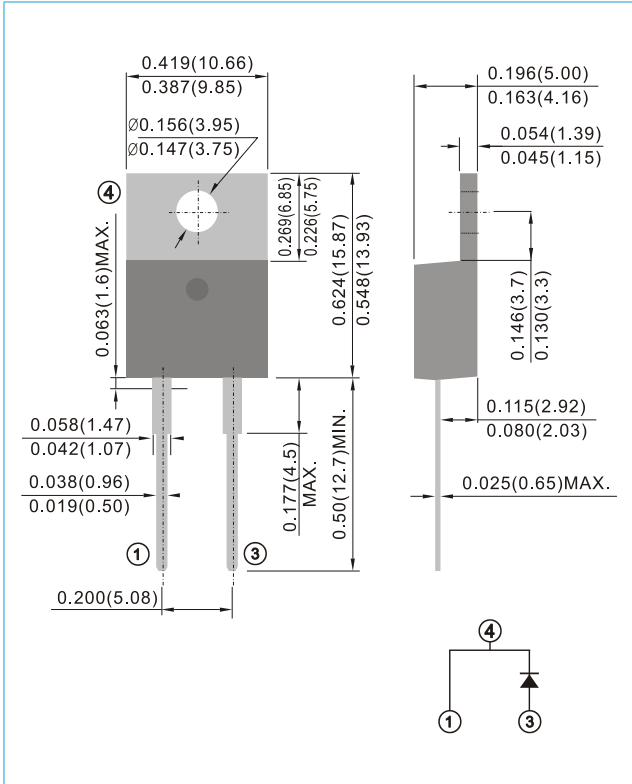
- Packing information
T/R – 0.8K per 13" plastic Reel



QRT812 \ QRT812F \ QRT812D

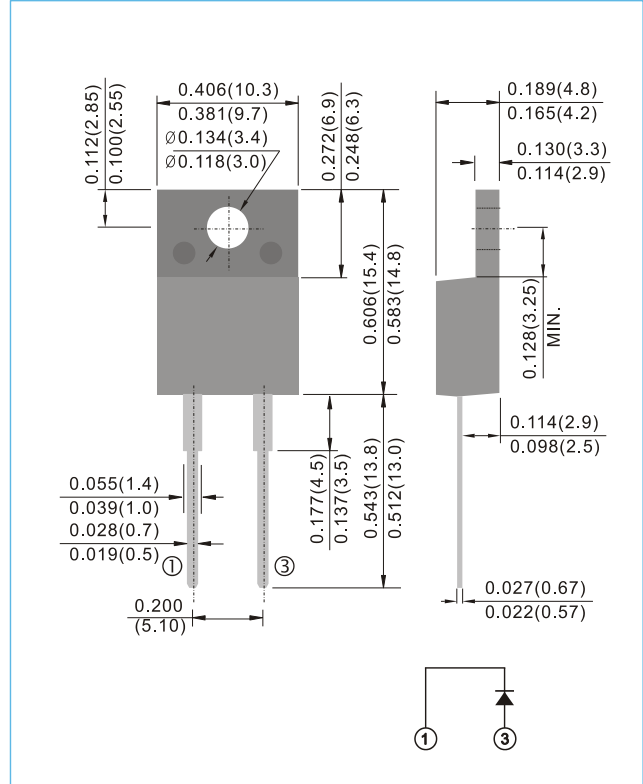
TO-220AC

Unit : inch(mm)



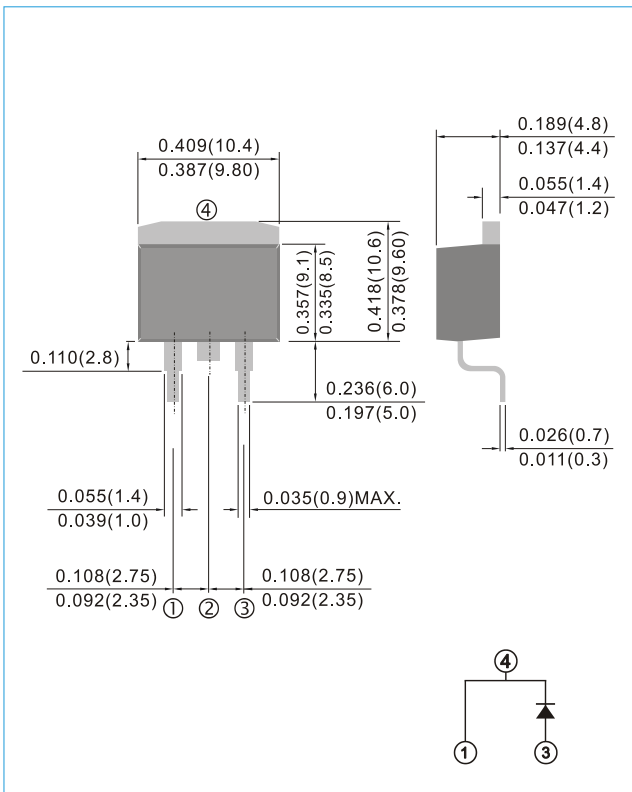
ITO-220AC

Unit : inch(mm)



TO-263 / D²PAK

Unit : inch(mm)





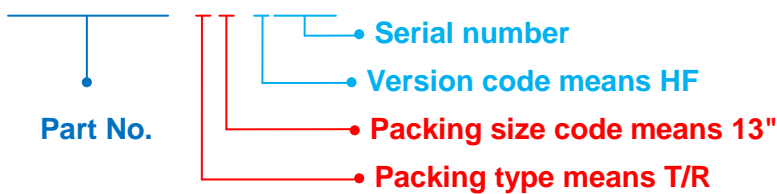
QRT812 \ QRT812F \ QRT812D

Part No_packing code_Version

QRT812_T0_00001
QRT812F_T0_00001
QRT812D_R2_00001

For example :

RB500V-40_R2_00001



Packing Code XX				Version Code XXXXX		
Packing type	1 st Code	Packing size code	2 nd Code	HF or RoHS	1 st Code	2 nd -5 th Code
Tape and Ammunition Box (T/B)	A	N/A	0	HF	0	serial number
Tape and Reel (T/R)	R	7"	1	RoHS	1	serial number
Bulk Packing (B/P)	B	13"	2			
Tube Packing (T/P)	T	26mm	X			
Tape and Reel (Right Oriented) (TRR)	S	52mm	Y			
Tape and Reel (Left Oriented) (TRL)	L	PANASERT T/B CATHODE UP (PBCU)	U			
FORMING	F	PANASERT T/B CATHODE DOWN (PBCD)	D			



QRT812 \ QRT812F \ QRT812D

Disclaimer

- Reproducing and modifying information of the document is prohibited without permission from Panjit International Inc..
- Panjit International Inc. reserves the rights to make changes of the content herein the document anytime without notification. Please refer to our website for the latest document.
- Panjit International Inc. disclaims any and all liability arising out of the application or use of any product including damages incidentally and consequentially occurred.
- Panjit International Inc. does not assume any and all implied warranties, including warranties of fitness for particular purpose, non-infringement and merchantability.
- Applications shown on the herein document are examples of standard use and operation. Customers are responsible in comprehending the suitable use in particular applications. Panjit International Inc. makes no representation or warranty that such applications will be suitable for the specified use without further testing or modification.
- The products shown herein are not designed and authorized for equipments requiring high level of reliability or relating to human life and for any applications concerning life-saving or life-sustaining, such as medical instruments, transportation equipment, aerospace machinery et cetera. Customers using or selling these products for use in such applications do so at their own risk and agree to fully indemnify Panjit International Inc. for any damages resulting from such improper use or sale.
- Since Panjit uses lot number as the tracking base, please provide the lot number for tracking when complaining.

单击下面可查看定价，库存，交付和生命周期等信息

[>>Panjit\(强茂\)](#)