



S8K-AU / S8M-AU

SURFACE MOUNT RECTIFIER

Voltage 800~1000 V **Current** 8 A

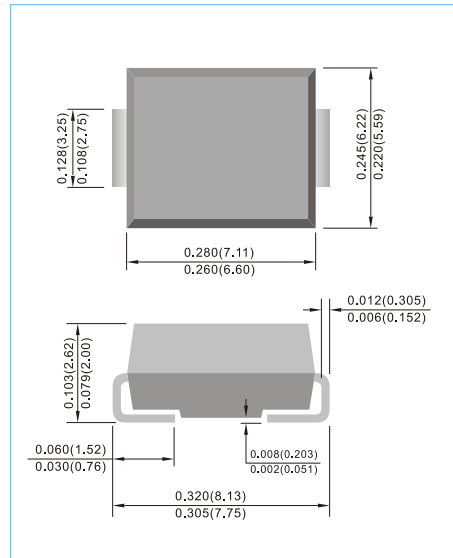
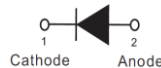
SMC / DO-214AB Unit : inch(mm)

Features

- Plastic package has Underwriters Laboratory Flammability Classification 94V-O
- For surface mounted applications in order to optimize board space
- Easy pick and place
- Glass passivated junction
- Lead free in compliance with EU RoHS 2.0
- Green molding compound as per IEC 61249 standard
- AEC-Q101 qualified

Mechanical Data

- Case: SMC package
- Terminals: solder plated, solderable per MIL-STD-750, Method 2026
- Weight: 0.0082 ounces, 0.233 grams
- Marking: Part number



Maximum Ratings And Electrical Characteristics (T_A=25° C unless otherwise noted)

PARAMETER	SYMBOL	S8K-AU	S8M-AU	UNIT
Maximum repetitive peak reverse voltage	V _{RRM}	800	1000	V
Maximum rms voltage	V _{RMS}	560	700	V
Maximum dc blocking voltage	V _R	800	1000	V
Maximum average forward rectified current	I _{F(AV)}	8		A
Peak forward surge current : 8.3ms single half sine-wave superimposed on rated load	I _{FSM}	400		A
Maximum forward voltage at 8A	V _F	0.985		V
Maximum dc reverse current at rated dc blocking voltage	I _R	10		μA
Typical junction capacitance Measured at 1MHz and applied V _R =4V	C _J	65		pF
Typical thermal resistance	(Note 2) R _{θJA}	125		°C/W
	(Note 1) R _{θJL}	10		
	(Note 1) R _{θJC}	6		
Operating junction temperature range	T _J	-55 to +150		°C
Storage temperature range	T _{STG}	-55 to +150		°C

Note : 1. Mounted on a 10cm x 10cm x 0.5mm copper pad area.
2. Mounted on a FR4 PCB, single-sided copper, mini pad.

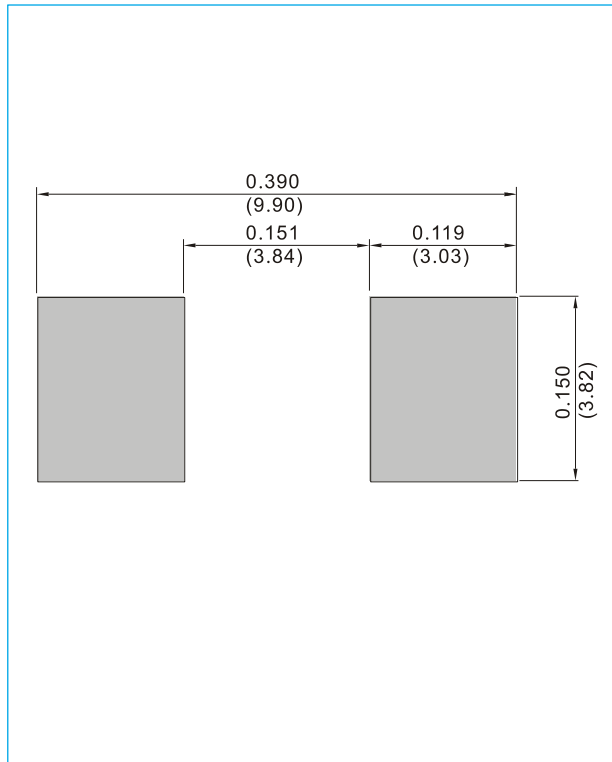


S8K-AU / S8M-AU

MOUNTING PAD LAYOUT

SMC / DO-214AB

Unit : inch(mm)



ORDER INFORMATION

- Packing information
T/R – 3K per 13" plastic Reel
T/R – 0.8K per 7" plastic Reel



S8K-AU / S8M-AU

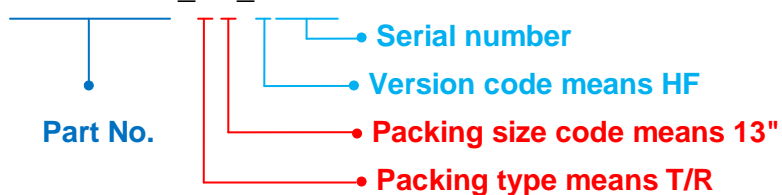
Part No_packing code_Version

S8K-AU_R1_000A1

S8K-AU_R2_000A1

For example :

RB500V-40_R2_00001



Packing Code XX				Version Code XXXXX		
Packing type	1 st Code	Packing size code	2 nd Code	HF or RoHS	1 st Code	2 nd -5 th Code
Tape and Ammunition Box (T/B)	A	N/A	0	HF	0	serial number
Tape and Reel (T/R)	R	7"	1	RoHS	1	serial number
Bulk Packing (B/P)	B	13"	2			
Tube Packing (T/P)	T	26mm	X			
Tape and Reel (Right Oriented) (TRR)	S	52mm	Y			
Tape and Reel (Left Oriented) (TRL)	L	PANASERT T/B CATHODE UP (PBCU)	U			
FORMING	F	PANASERT T/B CATHODE DOWN (PBCD)	D			



S8K-AU / S8M-AU

Disclaimer

- Reproducing and modifying information of the document is prohibited without permission from Panjit International Inc..
- Panjit International Inc. reserves the rights to make changes of the content herein the document anytime without notification. Please refer to our website for the latest document.
- Panjit International Inc. disclaims any and all liability arising out of the application or use of any product including damages incidentally and consequentially occurred.
- Panjit International Inc. does not assume any and all implied warranties, including warranties of fitness for particular purpose, non-infringement and merchantability.
- Applications shown on the herein document are examples of standard use and operation. Customers are responsible in comprehending the suitable use in particular applications. Panjit International Inc. makes no representation or warranty that such applications will be suitable for the specified use without further testing or modification.
- The products shown herein are not designed and authorized for equipments relating to human life and for any applications concerning life-saving or life-sustaining, such as medical instruments, aerospace machinery et cetera. Customers using or selling these products for use in such applications do so at their own risk and agree to fully indemnify Panjit International Inc. for any damages resulting from such improper use or sale.
- Since Panjit uses lot number as the tracking base, please provide the lot number for tracking when complaining.

单击下面可查看定价，库存，交付和生命周期等信息

[>>Panjit\(强茂\)](#)