



41 dB Gain, 1 Watt Psat, 8 GHz to 12 GHz, Medium Power  
GaAs Amplifier, SMA Input, SMA Output, 3.5 dB NF

## TECHNICAL DATA SHEET

PE15A4008

PE15A4008 is a 1 W X-band high gain coaxial power amplifier in the 8 to 12 GHz frequency range. The amplifier offers 30 dBm of P1dB (min) and 41 dB (min) small signal gain with the excellent gain flatness of  $\pm 1.0$  dB. This performance is achieved through using hybrid MIC design and advanced GaAs PHEMT devices. The amplifier requires typically a +12V DC power supply. The connectorized SMA module is unconditionally stable and includes built-in voltage regulation, bias sequencing, and reverse bias protection for added reliability. The amplifier operates over the temperature range of -30°C and +70°C.

### Features

- 8.0 GHz to 12 GHz Frequency Range
- High P1dB Output Power: 30 dBm
- Small Signal Gain: 41 dB min
- Gain Flatness:  $\pm 1$  dB
- Noise Figure: 3.5 dB
- 50 Ohm input and output matched
- -30 to +70°C Operating Temperature
- Unconditionally Stable
- Regulated Supply & Bias Sequencing
- Hermetically Sealed Module
- Overvoltage External Protection for Easy Repair

### Applications

- Telecom Infrastructure
- Test Instrumentation
- Fixed Microwave Backhaul
- Military & Space
- Radar Systems
- Communication Systems
- Microwave Radio Systems
- Satellite Communication
- Commercial Avionics
- Driver Amplifier
- High Power Output Amplifier

### Electrical Specifications (TA = +25°C)

Description	Minimum	Typical	Maximum	Units
Frequency Range	8		12	GHz
Small Signal Gain	41			dB
Gain Flatness		$\pm 1$	$\pm 1.5$	dB
Pout at Sat.	+31			dBm
Output Power at 1 dB Compression Point	+30			dBm
Noise Figure		3.5	4	dB
Impedance (Input)		50		Ohms
Impedance (Output)		50		Ohms
Input VSWR			2:1	
Output VSWR			2:1	
Operating DC Voltage		+12		Volts
Operating DC Current		1.2	1.3	A
Quiescent Current Biased		1.5		A
Operating Temperature Range	-30		+70	°C

Click the following link (or enter part number in "SEARCH" on website) to obtain additional part information including price, inventory and certifications: [41 dB Gain, 1 Watt Psat, 8 GHz to 12 GHz, Medium Power GaAs Amplifier, SMA Input, SMA Output, 3.5 dB NF PE15A4008](#)



41 dB Gain, 1 Watt Psat, 8 GHz to 12 GHz, Medium Power  
GaAs Amplifier, SMA Input, SMA Output, 3.5 dB NF

## TECHNICAL DATA SHEET

PE15A4008

### Absolute Maximum Rating

Parameter	Rating	Units
Source Voltage	+15	Volts
RF input Power	+17	dBm
Operating Temperature (base-plate)	-30 to +70	°C
Storage Temperature	-55 to +85	°C



ESD Sensitive Material,  
Transport material in  
Approved ESD bags.  
Handle only in approved  
ESD Workstation.

### Mechanical Specifications

#### Size

Length	2.91 in [73.91 mm]
Width	2.36 in [59.94 mm]
Height	0.63 in [16 mm]
Weight	0.3605 lbs [163.52 g]
Input Connector	SMA Female
Output Connector	SMA Female

### Environmental Specifications

#### Temperature

Operating Range	-30 to +70 deg C
-----------------	------------------

### Compliance Certifications (see [product page](#) for current document)

### Plotted and Other Data

#### Notes:

- Values at +25 °C, sea level
- ESD Sensitive Material, Transport material in Approved ESD bags. Handle only in approved ESD Workstation.
- Heat Sink Required for Proper Operation, Unit is cooled by conduction to heat sink.



Click the following link (or enter part number in "SEARCH" on website) to obtain additional part information including price, inventory and certifications: [41 dB Gain, 1 Watt Psat, 8 GHz to 12 GHz, Medium Power GaAs Amplifier, SMA Input, SMA Output, 3.5 dB NF PE15A4008](#)



41 dB Gain, 1 Watt Psat, 8 GHz to 12 GHz, Medium Power  
GaAs Amplifier, SMA Input, SMA Output, 3.5 dB NF

## TECHNICAL DATA SHEET

PE15A4008

### Amplifier Power-up Precautions

- 1.) Confirm that proper ESD precautions and controls are always in place before handling any Amplifier module.
- 2.) Confirm adequate thermal management is in place to effectively dissipate heat away from the Amplifier package. The Amplifier operational baseplate temperature must be within the operational temperature range stated in the Amplifier datasheet. Depending on the design and thermal requirements, using a heatsink with cooling fan is always recommended for safe reliable operation. A heat sink without a cooling fan may also be used. Damage caused from overheating will void the warranty.
- 3.) Confirm adequate system grounding is established. The DC power supply and Amplifier must have a common ground in order to operate properly.
- 4.) Power Amplifiers may require additional DC Current when initially powered-up. Depending on the design, the input current draw could range from an additional 10% to 100% above the maximum rated DC current of the Amplifier. This varies based on product part number.
- 5.) Confirm the DC power supply, if limited, is set to allow for additional start-up current that's rated for the Power Amplifier.
- 6.) Confirm the system is designed and calibrated for 50 ohms. Any impedance mismatch may cause performance issues.
- 7.) Perform a CALIBRATION (if required) with the loads before connecting the Amplifier to the Network Analyzer to ensure proper performance.
- 8.) Use a fixed attenuator between the signal source and input port of the Amplifier to optimize the input VSWR match.
- 9.) Confirm the input power level at the input port of the amplifier does not exceed the maximum rated limit for input power (as stated in the Amplifier datasheet).  
 $P_{in}$  for Small Signal Gain = P1dB-SSG-10 dB  
 $P_{in}$  for P1dB = P1dB-SSG+1 dB
- 10.) Confirm the Network Analyzer is always connected to the Amplifier first before DC power is applied to the Amplifier.
- 11.) As long as the input and output ports of the amplifier are connected to a 50Ohm load and RF signal power is applied, the Amplifier can be powered up with DC voltage.
- 12.) Confirm the Amplifier output load is matched for a 50 Ohm impedance and will not exceed the maximum rated VSWR or Return Loss limit for the Amplifier. Exceeding the maximum rated VSWR or Return Loss limit will result in reflected signal power that could damage the Amplifier and void the warranty.
- 13.) **Power Amplifier connected to an Antenna for signal transmission** - It's strongly recommended to use a high power fixed attenuator pad or an Isolator between the output port of the Amplifier and input port to the antenna. Any reflected signal power due to impedance mismatch will likely damage the Amplifier and void the warranty.
- 14.) The attenuator or isolator used at the output port of the Amplifier must be rated to handle the output power level and operational frequency band of the amplifier.

Click the following link (or enter part number in "SEARCH" on website) to obtain additional part information including price, inventory and certifications: [41 dB Gain, 1 Watt Psat, 8 GHz to 12 GHz, Medium Power GaAs Amplifier, SMA Input, SMA Output, 3.5 dB NF PE15A4008](#)

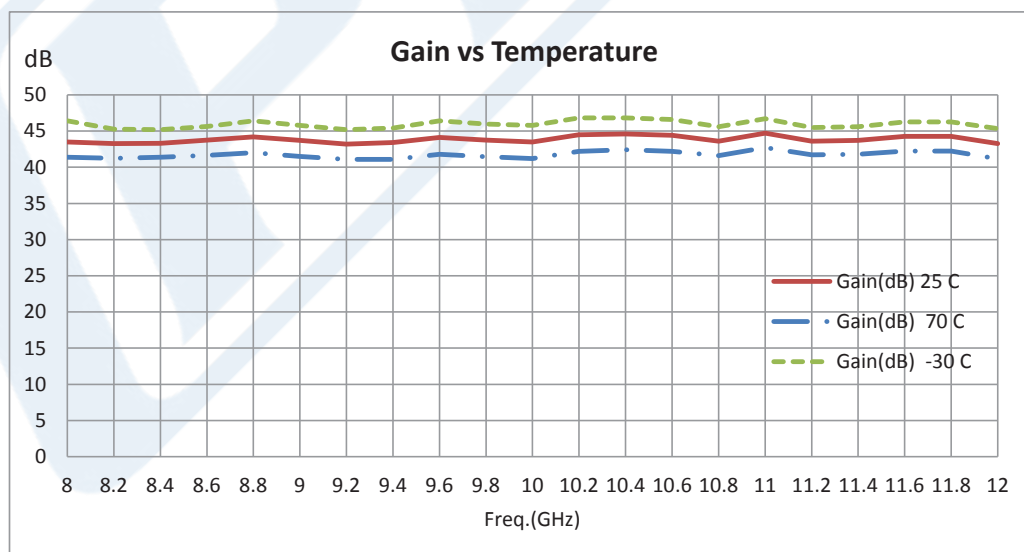
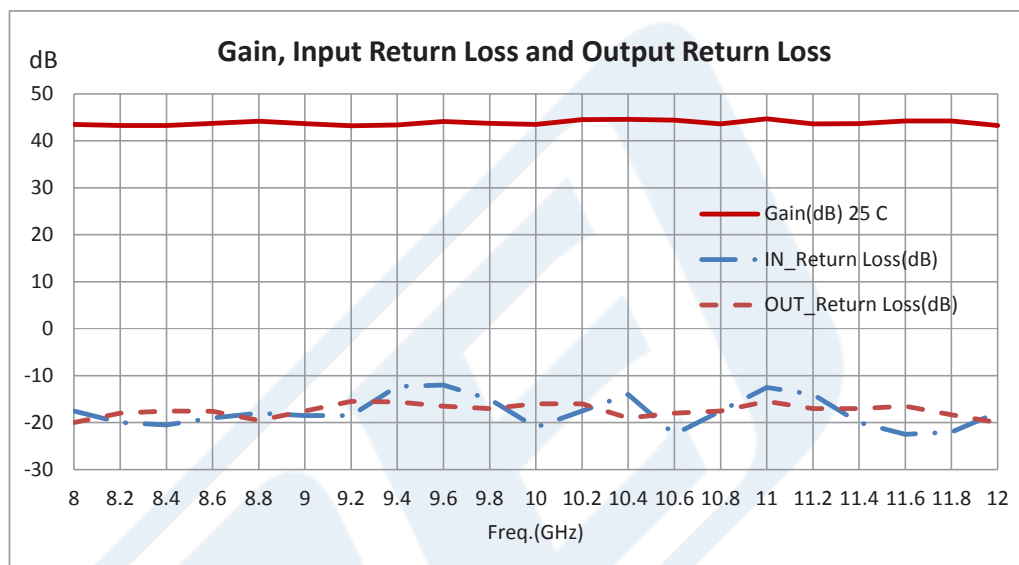


41 dB Gain, 1 Watt Psat, 8 GHz to 12 GHz, Medium Power  
GaAs Amplifier, SMA Input, SMA Output, 3.5 dB NF

## TECHNICAL DATA SHEET

PE15A4008

### Typical Performance Data



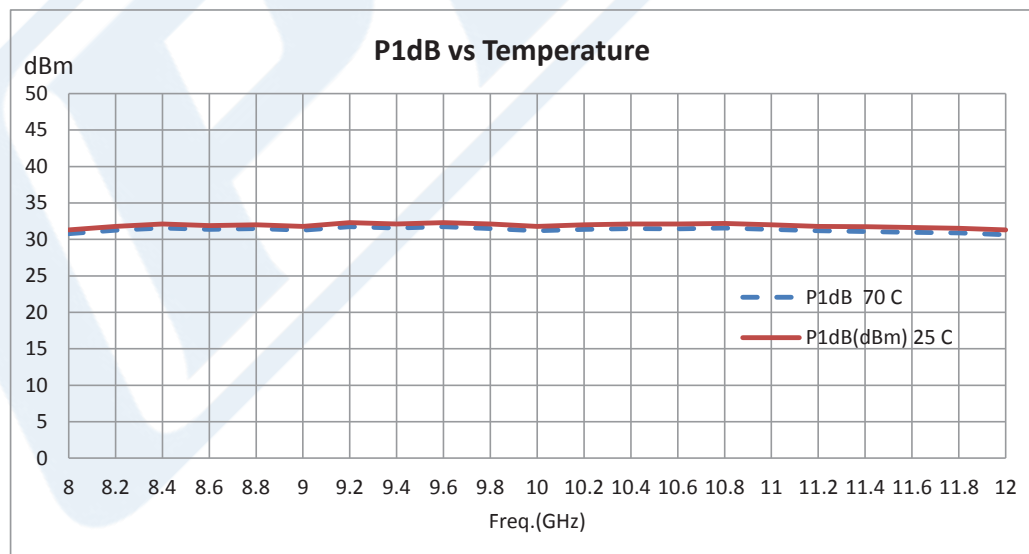
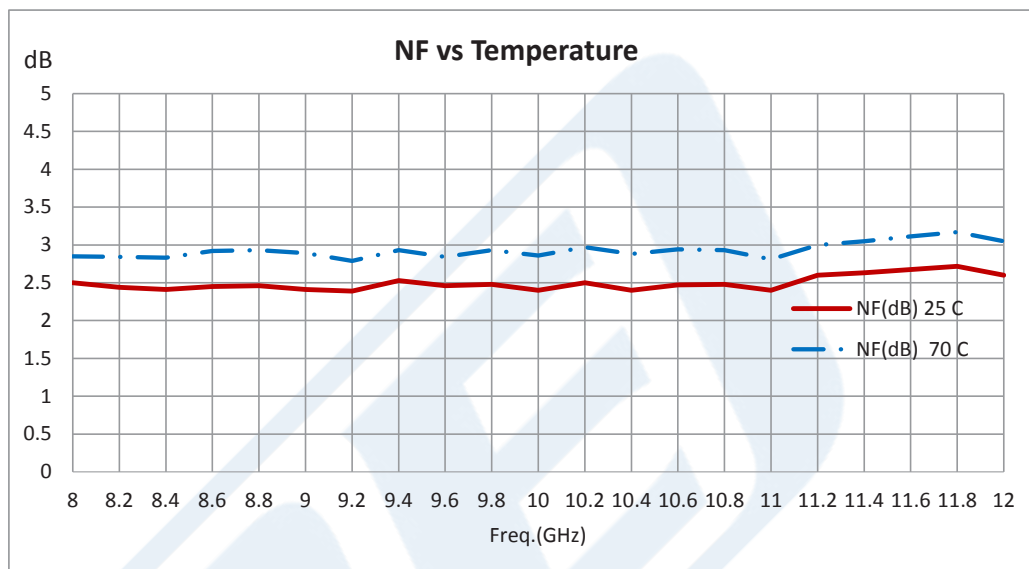
Click the following link (or enter part number in "SEARCH" on website) to obtain additional part information including price, inventory and certifications: [41 dB Gain, 1 Watt Psat, 8 GHz to 12 GHz, Medium Power GaAs Amplifier, SMA Input, SMA Output, 3.5 dB NF PE15A4008](#)



41 dB Gain, 1 Watt Psat, 8 GHz to 12 GHz, Medium Power  
GaAs Amplifier, SMA Input, SMA Output, 3.5 dB NF

## TECHNICAL DATA SHEET

PE15A4008



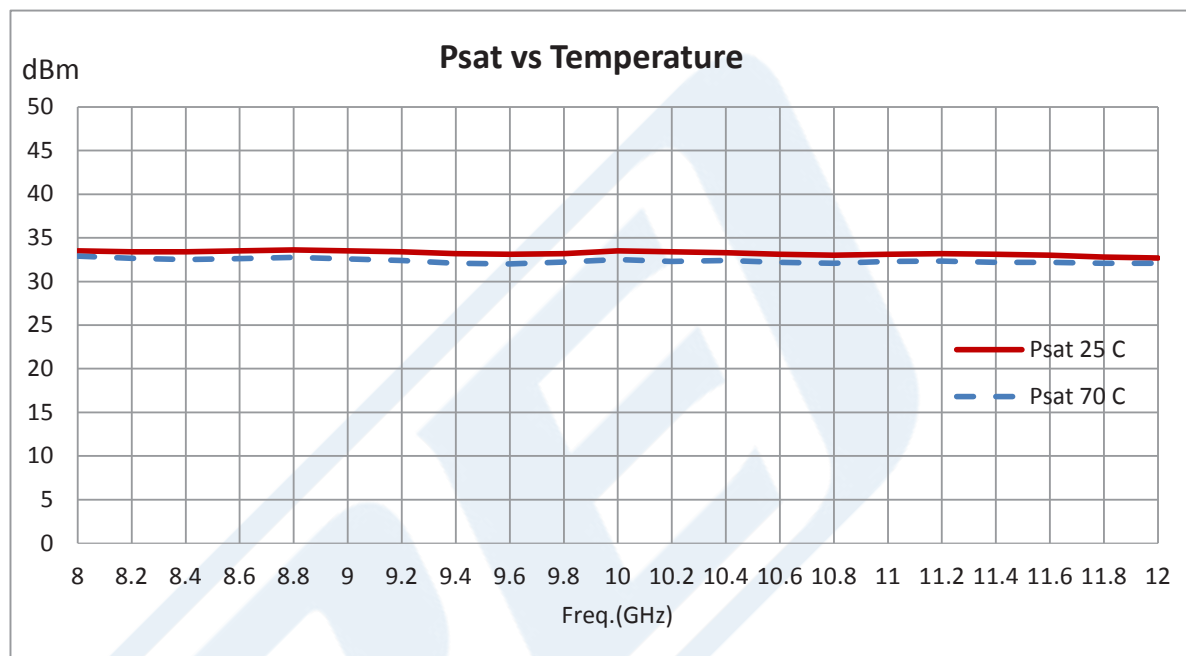
Click the following link (or enter part number in "SEARCH" on website) to obtain additional part information including price, inventory and certifications: [41 dB Gain, 1 Watt Psat, 8 GHz to 12 GHz, Medium Power GaAs Amplifier, SMA Input, SMA Output, 3.5 dB NF PE15A4008](#)



41 dB Gain, 1 Watt Psat, 8 GHz to 12 GHz, Medium Power  
GaAs Amplifier, SMA Input, SMA Output, 3.5 dB NF

TECHNICAL DATA SHEET

PE15A4008



41 dB Gain, 1 Watt Psat, 8 GHz to 12 GHz, Medium Power GaAs Amplifier, SMA Input, SMA Output, 3.5 dB NF from Pasternack Enterprises has same day shipment for domestic and International orders. Our RF, microwave and millimeter wave products maintain a 99.4% availability and are part of the broadest selection in the industry.

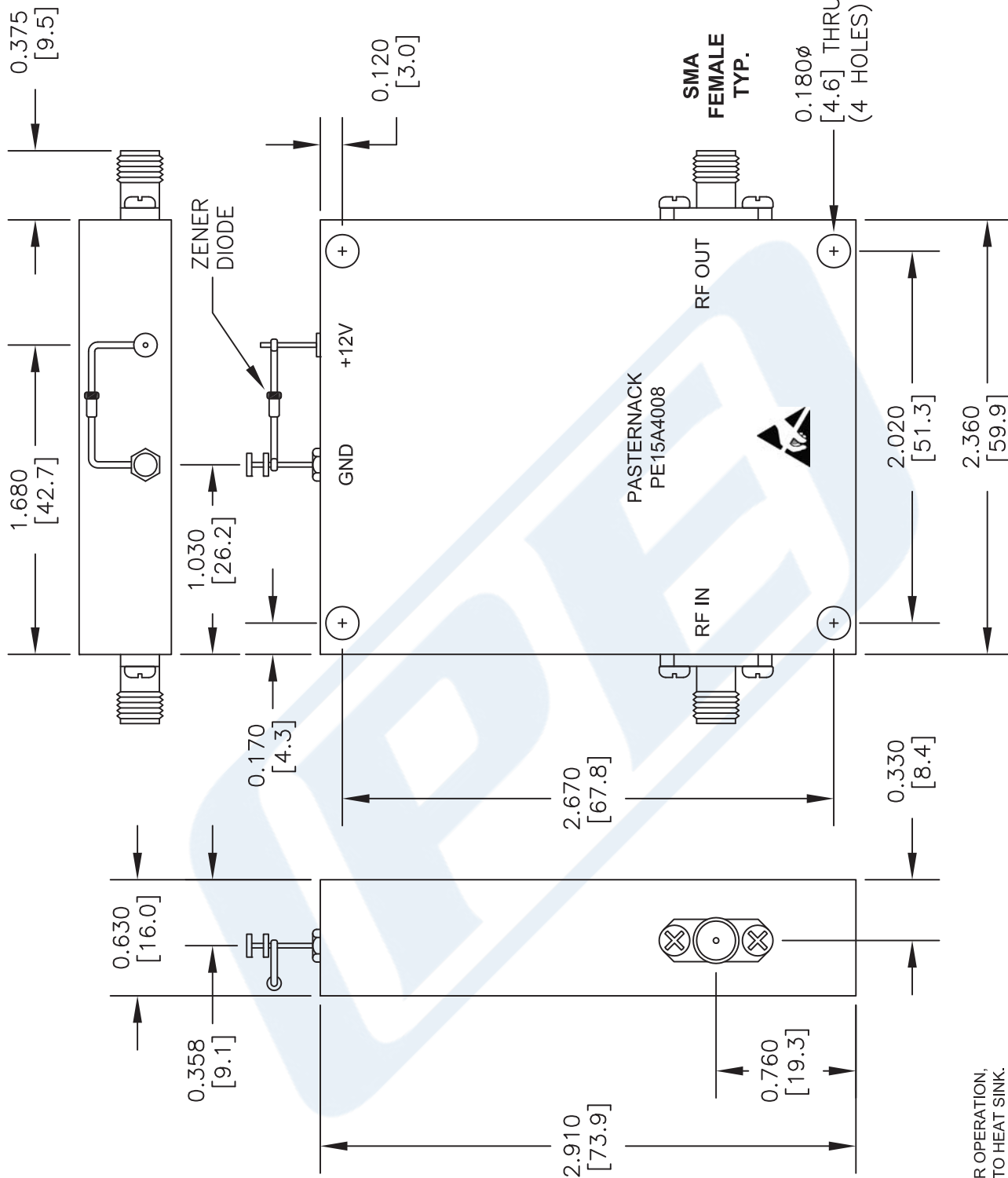
Click the following link (or enter part number in "SEARCH" on website) to obtain additional part information including price, inventory and certifications: [41 dB Gain, 1 Watt Psat, 8 GHz to 12 GHz, Medium Power GaAs Amplifier, SMA Input, SMA Output, 3.5 dB NF PE15A4008](https://www.pasternack.com/41-db-gain-12-ghz-medium-power-high-gain-amplifier-sma-pe15a4008-p.aspx)

URL: <https://www.pasternack.com/41-db-gain-12-ghz-medium-power-high-gain-amplifier-sma-pe15a4008-p.aspx>

The information contained in this document is accurate to the best of our knowledge and representative of the part described herein. It may be necessary to make modifications to the part and/or the documentation of the part, in order to implement improvements. Pasternack reserves the right to make such changes as required. Unless otherwise stated, all specifications are nominal. Pasternack does not make any representation or warranty regarding the suitability of the part described herein for any particular purpose, and Pasternack does not assume any liability arising out of the use of any part or documentation.

# PE15A4008 CAD Drawing

41 dB Gain, 1 Watt Psat, 8 GHz to 12 GHz, Medium Power  
GaAs Amplifier, SMA Input, SMA Output, 3.5 dB NF



NOTE:  
HEAT SINK REQUIRED FOR PROPER OPERATION,  
UNIT IS COOLED BY CONDUCTING TO HEAT SINK.

DWG TITLE

**PE15A4008**

NOTES:  
1. UNLESS OTHERWISE SPECIFIED ALL DIMENSIONS ARE NOMINAL.  
2. ALL SPECIFICATIONS ARE SUBJECT TO CHANGE WITHOUT NOTICE AT ANY TIME.  
3. DIMENSIONS ARE IN INCHES [mm].

**PE PASTERNAK®**  
THE ENGINEER'S RF SOURCE  
Pasternack Enterprises, Inc.  
P.O. Box 16759 | Irvine | CA | 92623

Phone: (949) 261-1920 | Fax: (949) 261-7451  
Website: [www.pasternack.com](http://www.pasternack.com) | E-Mail: [sales@pasternack.com](mailto:sales@pasternack.com)

FSCM NO. 53919

CAD FILE 031014

SCALE N/A

SIZE A

2233

单击下面可查看定价，库存，交付和生命周期等信息

[>>PASTERNAK](#)