

PCB terminal block - LPT 6/ 6-7,5-ZB



1098171

<https://www.phoenixcontact.com/us/products/1098171>

Please be informed that the data shown in this PDF document is generated from our Online Catalog. Please find the complete data in the user documentation. Our General Terms of Use for Downloads are valid.



PCB terminal block, nominal current: 41 A, rated voltage (III/2): 1000 V, nominal cross section: 6 mm², number of potentials: 6, number of rows: 1, number of positions per row: 6, product range: LPT 6/, pitch: 7.5 mm, connection method: Lever Push-in connection, mounting: Wave soldering, conductor/PCB connection direction: 0 °, color: green, Pin layout: Zigzag pinning W, Solder pin [P]: 3.6 mm, type of packaging: packed in cardboard

Your advantages

- Tool-free lever principle enables time-saving connection and release of conductors with/without ferrules
- Clear lever positions provide reliable feedback on opened or closed clamping spaces
- Defined contact force ensures that contact remains stable over the long term
- Time-saving push-in connection when lever is closed
- Intuitive operation, thanks to a color-coded actuation lever

Commercial Data

Item number	1098171
Packing unit	1 pc
Minimum order quantity	50 pc
Note	Made to Order (non-returnable)
Sales Key	A02
Product Key	AANTBA
GTIN	4055626941738
Weight per Piece (including packing)	29.08 g
Weight per Piece (excluding packing)	29.08 g
Customs tariff number	85369010
Country of origin	PL

PCB terminal block - LPT 6/ 6-7,5-ZB



1098171

<https://www.phoenixcontact.com/us/products/1098171>

Technical Data

Product properties

Product line	COMBICON Terminals L
Product type	Printed circuit board terminal
Number of positions	6
Pitch	7.5 mm
Number of connections	6
Number of rows	1
Number of potentials	6
Pin layout	Zigzag pinning W

Electrical properties

Nominal current I_N	41 A
Nominal voltage U_N	1000 V
Degree of pollution	3
Rated voltage (III/3)	1000 V
Rated surge voltage (III/3)	8 kV
Rated voltage (III/2)	1000 V
Rated surge voltage (III/2)	8 kV

Connection data

Connection technology

Nominal cross section	6 mm ²
-----------------------	-------------------

Conductor connection

Conductor cross section solid	0.2 mm ² ... 10 mm ² (Conductor connection with open terminal point)
	0.5 mm ² ... 10 mm ² (Push-in connection)
Conductor cross section flexible	0.34 mm ² ... 10 mm ²
Conductor cross section AWG	22 ... 8
Conductor cross section flexible, with ferrule without plastic sleeve	0.2 mm ² ... 6 mm ² (Conductor connection with open terminal point)
	1.5 mm ² ... 6 mm ² (Push-in connection)
Conductor cross section, flexible, with ferrule, with plastic sleeve	0.2 mm ² ... 6 mm ² (Conductor connection with open terminal point)
	0.5 mm ² ... 6 mm ² (Push-in connection)
2 conductors with the same cross section, flexible, with TWIN ferrule with plastic sleeve	0.5 mm ² ... 2.5 mm ²
Stripping length	12 mm ... 14 mm

Mounting

Mounting type	Wave soldering
Pin layout	Zigzag pinning W

PCB terminal block - LPT 6/ 6-7,5-ZB

1098171

<https://www.phoenixcontact.com/us/products/1098171>

Material specifications

Material data - contact

Note	WEEE/RoHS-compliant, free of whiskers according to IEC 60068-2-82/JEDEC JESD 201
Contact material	Cu alloy
Surface characteristics	Tin-plated
Metal surface terminal point (top layer)	Tin (10 - 16 µm Sn)
Metal surface soldering area (top layer)	Tin (10 - 16 µm Sn)

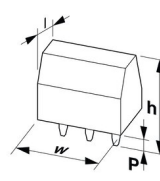
Material data - housing

Housing color	green (6021)
Insulating material	PA
Insulating material group	I
CTI according to IEC 60112	600
Flammability rating according to UL 94	V0
Glow wire flammability index GWFI according to EN 60695-2-12	850
Glow wire ignition temperature GWIT according to EN 60695-2-13	775
Temperature for the ball pressure test according to EN 60695-10-2	125 °C

Material data – actuating element

Color of the actuating lever	orange (2003)
Insulating material	PA GF
Insulating material group	I
CTI according to IEC 60112	600
Flammability rating according to UL 94	V0

Dimensions

Dimensional drawing	
Pitch	7.5 mm
Width [w]	46 mm
Height [h]	27.85 mm
Length [l]	24.3 mm
Installed height	24.25 mm
Solder pin length [P]	3.6 mm

Mechanical tests

Test for conductor damage and slackening

PCB terminal block - LPT 6/ 6-7,5-ZB



1098171

<https://www.phoenixcontact.com/us/products/1098171>

Specification	IEC 60999-1:1999-11
Result	Test passed

Pull-out test

Specification	IEC 60999-1:1999-11
Conductor cross section/conductor type/tractive force setpoint/actual value	0.2 mm ² / solid / > 10 N
	0.34 mm ² / flexible / > 15 N
	10 mm ² / solid / > 90 N
	10 mm ² / flexible / > 90 N

Electrical tests

Temperature-rise test

Specification	IEC 60947-7-4:2019-01
Requirement temperature-rise test	The sum of ambient temperature and temperature rise of the PCB terminal block shall not exceed the upper limiting temperature.

Short-time withstand current

Specification	IEC 60947-7-4:2019-01
---------------	-----------------------

Insulation resistance

Specification	IEC 60512-3-1:2002-02
Insulation resistance, neighboring positions	> 5 MΩ

Air clearances and creepage distances |

Specification	IEC 60947-7-4:2019-01
Insulating material group	I
Comparative tracking index (IEC 60112)	CTI 600
Rated insulation voltage (III/3)	1000 V
Rated surge voltage (III/3)	8 kV
minimum clearance value - non-homogenous field (III/3)	8 mm
minimum creepage distance (III/3)	12.5 mm
Rated insulation voltage (III/2)	1000 V
Rated surge voltage (III/2)	8 kV
minimum clearance value - non-homogenous field (III/2)	8 mm
minimum creepage distance (III/2)	8 mm
Rated insulation voltage (II/2)	1000 V
Rated surge voltage (II/2)	6 kV
minimum clearance value - non-homogenous field (II/2)	5.5 mm
minimum creepage distance (II/2)	5.5 mm

Environmental and real-life conditions

Vibration test

Specification	IEC 60068-2-6:2007-12
Frequency	10 - 150 - 10 Hz
Sweep speed	1 octave/min

PCB terminal block - LPT 6/ 6-7,5-ZB



1098171

<https://www.phoenixcontact.com/us/products/1098171>

Amplitude	0.35 mm (10 - 60.1 Hz)
Sweep speed	50 m/s ² (60.1 - 150 Hz)
Test duration per axis	2.5 h

Glow-wire test

Specification	IEC 60695-2-10:2013-04
Temperature	850 °C
Time of exposure	5 s

Aging

Specification	IEC 60947-7-4:2019-01
---------------	-----------------------

Ambient conditions

Ambient temperature (operation)	-40 °C ... 105 °C (Depending on the current carrying capacity/derating curve)
Ambient temperature (storage/transport)	-40 °C ... 70 °C
Relative humidity (storage/transport)	30 % ... 70 %
Ambient temperature (assembly)	-5 °C ... 100 °C

Packaging specifications

Type of packaging	packed in cardboard
-------------------	---------------------

PCB terminal block - LPT 6/ 6-7,5-ZB

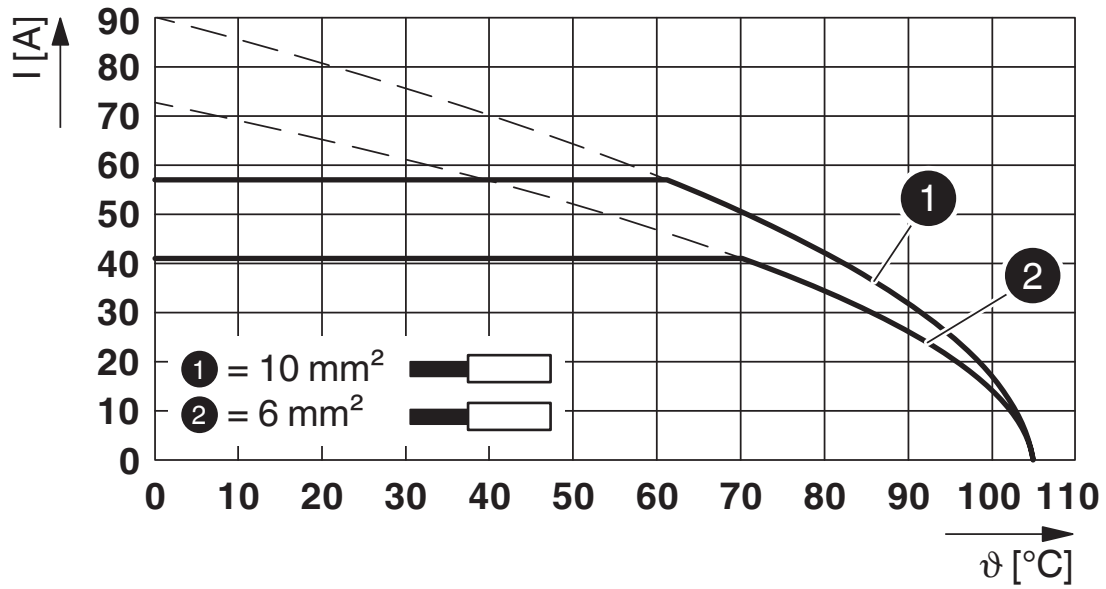


1098171

<https://www.phoenixcontact.com/us/products/1098171>

Drawings

Diagram



Type: LPT 6/...-7,5-ZB


PCB terminal block - LPT 6/ 6-7,5-ZB




1098171

<https://www.phoenixcontact.com/us/products/1098171>

Approvals

 UL Recognized Approval ID: E60425-20210507				
	Nominal Voltage U_N	Nominal Current I_N	Cross Section AWG	Cross Section mm^2
Use group F	1000 V	40 A	22 - 8	-

 cULus Recognized Approval ID: E60425-20210507				
	Nominal Voltage U_N	Nominal Current I_N	Cross Section AWG	Cross Section mm^2
Use group B	600 V	40 A	22 - 8	-
Use group C	600 V	40 A	22 - 8	-

 VDE Zeichengenehmigung Approval ID: 40054188				
	Nominal Voltage U_N	Nominal Current I_N	Cross Section AWG	Cross Section mm^2
	1000 V	41 A	-	0.2 - 6

 IECEE CB Scheme Approval ID: DE1-66350				
	Nominal Voltage U_N	Nominal Current I_N	Cross Section AWG	Cross Section mm^2
		41 A	-	0.2 - 6

PCB terminal block - LPT 6/ 6-7,5-ZB



1098171

<https://www.phoenixcontact.com/us/products/1098171>

Classifications

ECLASS

ECLASS-9.0	27440401
ECLASS-11.0	27460101

ETIM

ETIM 8.0	EC002643
----------	----------

UNSPSC

UNSPSC 21.0	39121400
-------------	----------

PCB terminal block - LPT 6/ 6-7,5-ZB



1098171

<https://www.phoenixcontact.com/us/products/1098171>

Environmental Product Compliance

China RoHS	Environmentally friendly use period: unlimited = EFUP-e
	No hazardous substances above threshold values

PCB terminal block - LPT 6/ 6-7,5-ZB

1098171

<https://www.phoenixcontact.com/us/products/1098171>

Accessories

Crimping pliers

Crimping pliers - CRIMPFOX 6 - 1212034

<https://www.phoenixcontact.com/us/products/1212034>



Crimping pliers, for ferrules without insulating collar according to DIN 46228 Part 1 and ferrules with insulating collar according to DIN 46228 Part 4, 0.25 mm² ... 6.0 mm², lateral entry, trapezoidal crimp

Crimping pliers

Crimping pliers - CRIMPFOX CENTRUS 6H - 1213146

<https://www.phoenixcontact.com/us/products/1213146>



Crimping pliers, for uninsulated and insulated ferrules, DIN 46228 Part 1 and 4, from 0.14 mm² ... 6 mm², also for TWIN ferrules up to 2 x 4 mm², automatic cross section adjustment, lateral insertion, equipped with fall protection

PCB terminal block - LPT 6/ 6-7,5-ZB



1098171

<https://www.phoenixcontact.com/us/products/1098171>

Test plugs

Test plugs - MPS-MT - 0201744

<https://www.phoenixcontact.com/us/products/0201744>



Test plugs, with solder connection up to 1 mm² conductor cross section, color: gray

Phoenix Contact 2022 © - all rights reserved

<https://www.phoenixcontact.com>

Phoenix Contact USA
586 Fulling Mill Road
Middletown, PA 17057, United States
(+717) 944-1300
info@phoenixcon.com

单击下面可查看定价，库存，交付和生命周期等信息

[>>Phoenix Contact\(菲尼克斯\)](#)