


MICRO COMBICON Headers for Through Hole Reflow Applications MC(V) 0,5/...G-2,5 THT 2.5 mm Pitch

The consistent use of Through Hole Reflow plug connectors has also made it necessary to extend the COMBICON THR range to include the miniature pitch of 2.5 mm. The new THR MICRO COMBICON headers are of high-temperature resistant plastic and are ideally suited for the SMT reflow processes commonly encountered in industrial environments.

The possibility of being able to process the THR header together with SMD components in just one step using the PIN IN PASTE process, extends the scope of performance of the compact and space-saving MICRO plug connector. The familiar standard component family is now available with 2-12 positions as both vertical and horizontal version, as THR component.

The MC(V) 0,5-THT pin strips are equipped with 3.5 mm standard solder pins, and versions with short solder pins are also available on request. In combination with the through contacted drilled holes, the THR pin strips achieve the same high degree of mechanical stability as the headers soldered using the wave soldering process. The articles are available in loosely packaged form, but can also be supplied on request in a 44 mm wide tape.



COMBICON Select

The COMBICON search engine with CAD downloading




COMBICON Select – the printed circuit board connection software supports your workflow from the PCB and housing layout to the ordering process with:

- Systematic and fast selection of products
- Universal Internet aided engineering with extensive CAD downloading
- Easy-to-use e-shopping functions.

<http://select.phoenixcontact.com>

MC 0,5/...-G-2,5 THT 2.5 mm Pitch



Note:

COMBICON plug connectors may only be actuated in the no-load condition. If smaller loads need to be switched for operational reasons, experimental values are available on request.

Description	No. of pos.	Dim. a [mm]	Type	Order No.	Pcs./Pkt.
Headers, plug-in direction parallel to the conductor axis, 2.5 mm pitch, color: black,	2	2.5	MC 0,5/2-G-2,5 THT	19 63 42 1	50
	3	5	MC 0,5/3-G-2,5 THT	19 63 43 4	
	4	7.5	MC 0,5/4-G-2,5 THT	19 63 44 7	
	5	10	MC 0,5/5-G-2,5 THT	19 63 45 0	
	6	12.5	MC 0,5/6-G-2,5 THT	19 63 46 3	
	7	15	MC 0,5/7-G-2,5 THT	19 63 47 6	
	8	17.5	MC 0,5/8-G-2,5 THT	19 39 30 3	
	9	20	MC 0,5/9-G-2,5 THT	19 63 49 2	
	10	22.5	MC 0,5/10-G-2,5 THT	19 63 50 2	
	11	25	MC 0,5/11-G-2,5 THT	19 63 51 5	
	12	27.5	MC 0,5/12-G-2,5 THT	19 39 31 6	

(1) **Coding profile**, is inserted into the groove on the header **after** reflow-soldering, made of red plastic



CP-MC 0,5	18 81 43 5	100
-----------	------------	-----

Technical data

Dimensions	
Pitch	[mm]
Hole diameter	[mm]
Pin dimensions	[mm]

Technical data in accordance with IEC/ DIN VDE

Insulating material group	-
Surge voltage category / contamination class	-/-
Rated voltage	[V]
Rated surge voltage	[kV]
Nominal current / cross section	[A]/[mm ²]
Maximum load current / cross section	[A]/[mm ²]

Insulating material

Inflammability class in acc. with UL 94

Approval data (UL/CUL and CSA)

Nominal voltage / current / conductor sizes	UL/CUL: [V]/[A]/AWG CSA: [V]/[A]/AWG
--	---

see description

2.5

*) ≤ 8-pos. = 1.2 / > 8-pos. = 1.3

0.8 x 0.8

III / 3	IIIa / 2	II / 2
32	160	160
1.5	2.5	2.5

4 / -

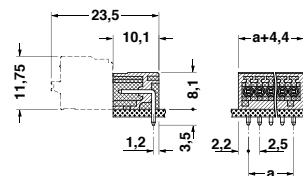
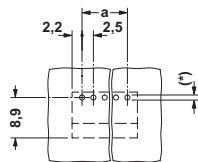
4 / -

PA


V0

applied for

-



MCV 0,5/...-G-2,5 THT 2.5 mm Pitch



Note:

COMBICON plug connectors may only be actuated in the no-load condition. If smaller loads need to be switched for operational reasons, experimental values are available on request.

Description	No. of pos.	Dim. a [mm]	Type	Order No.	Pcs./Pkt.
Headers, plug-in direction vertical to the conductor axis, 2.5 mm pitch, color: black,	2	2.5	MCV 0,5/2-G-2,5 THT	19 63 53 1	50
	3	5	MCV 0,5/3-G-2,5 THT	19 63 54 4	
	4	7.5	MCV 0,5/4-G-2,5 THT	19 63 55 7	
	5	10	MCV 0,5/5-G-2,5 THT	19 63 56 0	
	6	12.5	MCV 0,5/6-G-2,5 THT	19 63 57 3	
	7	15	MCV 0,5/7-G-2,5 THT	19 63 58 6	
	8	17.5	MCV 0,5/8-G-2,5 THT	19 63 59 9	
	9	20	MCV 0,5/9-G-2,5 THT	19 63 60 9	
	10	22.5	MCV 0,5/10-G-2,5 THT	19 63 61 2	
	11	25	MCV 0,5/11-G-2,5 THT	19 63 62 5	
	12	27.5	MCV 0,5/12-G-2,5 THT	19 63 63 8	

(1) **Coding profile**, is inserted into the groove on the header **after** reflow-soldering, made of red plastic



CP-MC 0,5	18 81 43 5	100
-----------	------------	-----

Technical data

Dimensions	
Pitch	[mm]
Hole diameter	[mm]
Pin dimensions	[mm]

Technical data in accordance with IEC/ DIN VDE

Insulating material group	-
Surge voltage category / contamination class	-/-
Rated voltage	[V]
Rated surge voltage	[kV]
Nominal current / cross section	[A]/[mm²]
Maximum load current / cross section	[A]/[mm²]

Insulating material

Inflammability class in acc. with UL 94

Approval data (UL/CUL and CSA)

Nominal voltage / current / conductor sizes	UL/CUL: [V]/[A]/[AWG] CSA: [V]/[A]/[AWG]
--	---

see description

2.5

*) ≤ 8-pos. = 1.2 / > 8-pos. = 1.3

0.8 x 0.8

III / 3	IIIa	III / 2	II / 2
32	160	160	160
1.5	2.5	2.5	2.5

4 / -

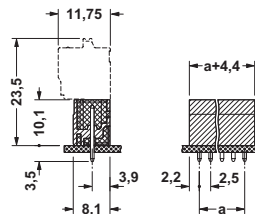
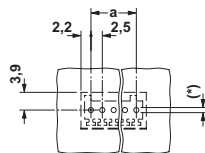
4 / -

PA

V0

applied for

-



MC 0,5/...-G-2,5 THT R44 2.5 mm Pitch



Note:

COMBICON plug connectors may only be actuated in the no-load condition. If smaller loads need to be switched for operational reasons, experimental values are available on request.

Description	No. of pos.	Dim. a [mm]	Type	Order No.	Pcs./Pkt.
Headers packed in tapes, plug-in direction horizontal to the conductor axis, 2.5 mm pitch, color: black,	2	2.5	MC 0,5/2-G-2,5 THT R44	19 63 64 1	330
	3	5	MC 0,5/3-G-2,5 THT R44	19 63 65 4	
	4	7.5	MC 0,5/4-G-2,5 THT R44	19 63 66 7	
	5	10	MC 0,5/5-G-2,5 THT R44	19 63 67 0	
	6	12.5	MC 0,5/6-G-2,5 THT R44	19 63 68 3	
	7	15	MC 0,5/7-G-2,5 THT R44	19 63 69 6	
	8	17.5	MC 0,5/8-G-2,5 THT R44	19 63 70 6	
	9	20	MC 0,5/9-G-2,5 THT R44	19 63 71 9	
	10	22.5	MC 0,5/10-G-2,5 THT R44	19 63 72 2	
	11	25	MC 0,5/11-G-2,5 THT R44	19 63 73 5	
	12	27.5	MC 0,5/12-G-2,5 THT R44	19 63 74 8	

(1) **Coding profile**, is inserted into the groove on the header **after** reflow-soldering, made of red plastic



CP-MC 0,5	18 81 43 5	100
-----------	------------	-----

Technical data

Dimensions	
Pitch	[mm]
Hole diameter	[mm]
Pin dimensions	[mm]

see description
2.5
≤ 8-pos. = 1.2 / > 8-pos. = 1.3
0.8 x 0.8

Technical data in accordance with IEC/ DIN VDE

Insulating material group	-
Surge voltage category / contamination class	-/-
Rated voltage	[V]
Rated surge voltage	[kV]
Nominal current / cross section	[A]/[mm ²]
Maximum load current / cross section	[A]/[mm ²]

	IIIa	III / 2	II / 2
III / 3	32	160	160
	1.5	2.5	2.5

Insulating material

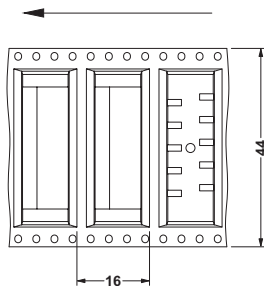
Inflammability class in acc. with UL 94

Approval data (UL/CUL and CSA)

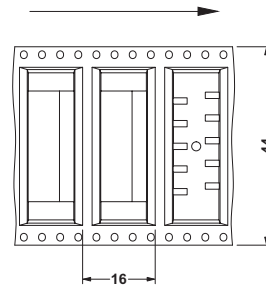
Nominal voltage / current / conductor sizes	UL/CUL: [V]/[A]/AWG CSA: [V]/[A]/AWG
--	---

applied for
-

MC 0,5/...-G-2,5 THT R44,
Tape width 44 mm, even nos. of positions,
feeder direction



MC 0,5/...-G-2,5 THT R44,
Tape width 44 mm, odd nos. of positions,
feeder direction




MCV 0,5/...-G-2,5 THT R44

2.5 mm Pitch



Note:

COMBICON plug connectors may only be actuated in the no-load condition. If smaller loads need to be switched for operational reasons, experimental values are available on request.

Description	No. of pos.	Dim. a [mm]	Type	Order No.	Pcs./Pkt.
Headers packed in tapes, plug-in direction vertical to the conductor axis, 2.5 mm pitch, color: black,	2	2.5	MCV 0,5/2-G-2,5 THT R44	19 63 75 1	330
	3	5	MCV 0,5/3-G-2,5 THT R44	19 63 76 4	
	4	7.5	MCV 0,5/4-G-2,5 THT R44	19 63 77 7	
	5	10	MCV 0,5/5-G-2,5 THT R44	19 63 78 0	
	6	12.5	MCV 0,5/6-G-2,5 THT R44	19 63 79 3	
	7	15	MCV 0,5/7-G-2,5 THT R44	19 63 80 3	
	8	17.5	MCV 0,5/8-G-2,5 THT R44	19 63 81 6	
	9	20	MCV 0,5/9-G-2,5 THT R44	19 63 82 9	
	10	22.5	MCV 0,5/10-G-2,5 THT R44	19 63 84 5	
	11	25	MCV 0,5/11-G-2,5 THT R44	19 63 85 8	
	12	27.5	MCV 0,5/12-G-2,5 THT R44	19 63 86 1	
	(1) Coding profile, is inserted into the groove on the header after reflow-soldering, made of red plastic			CP-MC 0,5	

Technical data

Dimensions	
Pitch	[mm]
Hole diameter	[mm]
Pin dimensions	[mm]

Technical data in accordance with IEC/ DIN VDE

Insulating material group	-
Surge voltage category / contamination class	-/-
Rated voltage	[V]
Rated surge voltage	[kV]
Nominal current / cross section	[A]/[mm²]
Maximum load current / cross section	[A]/[mm²]

Insulating material

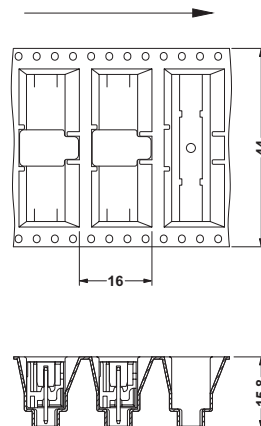
Inflammability class in acc. with UL 94

Approval data (UL/CUL and CSA)

Nominal voltage / current / conductor sizes	UL/CUL: [V]/[Al]/AWG CSA: [V]/[Al]/AWG
--	---

see description		
2.5		
≤ 8-pos. = 1.2 / > 8-pos. = 1.3		
0.8 x 0.8		
III / 3	IIIa	II / 2
32	160	160
1.5	2.5	2.5
	4 / -	
	4 / -	
	PA	
	V0	
	applied for	
	-	

MCV 0,5/...-G-2,5 THT R44,
Tape width 44 mm, even and odd nos. of positions,
feeder direction



单击下面可查看定价，库存，交付和生命周期等信息

[>>Phoenix Contact \(菲尼克斯\)](#)