


Flush-type connector - SACC-DSI-FS-5CON-M16/0,5-18AWG - 1020176

Please be informed that the data shown in this PDF Document is generated from our Online Catalog. Please find the complete data in the user's documentation. Our General Terms of Use for Downloads are valid (<http://phoenixcontact.com/download>)

Flush-type connector, 5-position, M16 x 1.5, Individual wires



Key Commercial Data

Packing unit	1 pc
Minimum order quantity	100 pc
GTIN	 4 055626 516264
GTIN	4055626516264

Technical data

Dimensions

Fixed cable length	0.5
--------------------	-----

Ambient conditions

Ambient temperature (operation)	-25 ... -85
---------------------------------	-------------

General

Standards/regulations	according to IEC 61076-2-101
Insertion/withdrawal cycles	> 100
Overvoltage category	II
Mounting type	Rear wall/screw mounting
Coding	A-coded
Thread type	M16 x 1.5
Cable cross section	0.75
Rated surge voltage	1.5 kV AC
Degree of pollution	3
Degree of protection	IP67
Number of positions	5
Current	4 A
Voltage	60 V
Degree of protection	IP65/IP67
	IP65 (When plugged in)

Connection data

Flush-type connector - SACC-DSI-FS-5CON-M16/0,5-18AWG - 1020176

Technical data

Connection data

Connection method	Individual wires
-------------------	------------------

Standards and Regulations

Standards/specifications	according to IEC 61076-2-101
Safety note	WARNING: The connectors may not be plugged in or disconnected under load. Ignoring the warning or improper use may damage persons and/or property.
	<ul style="list-style-type: none"> • WARNING: Commission properly functioning products only. The products must be regularly inspected for damage. Decommission defective products immediately. Replace damaged products. Repairs are not possible.
	<ul style="list-style-type: none"> • WARNING: Only electrically qualified personnel may install and operate the product. They must observe the following safety notes. The qualified personnel must be familiar with the basics of electrical engineering. They must be able to recognize and prevent danger. The relevant symbol on the packaging indicates that only personnel familiar with electrical engineering are allowed to install and operate the product.
	<ul style="list-style-type: none"> • The products are suitable for applications in plant, controller, and electrical device engineering.
	<ul style="list-style-type: none"> • When operating the connectors in outdoor applications, they must be separately protected against environmental influences.
	<ul style="list-style-type: none"> • Assembled products may not be manipulated or improperly opened.
	<ul style="list-style-type: none"> • Only use mating connectors that are specified in the technical data of the standards listed (e.g. the ones listed in the product accessories online at phoenixcontact.com/products).
	<ul style="list-style-type: none"> • When using the product in direct connection with third-party manufacturers, the user is responsible.
	<ul style="list-style-type: none"> • For operating voltages > 50 V AC, conductive connector housings must be grounded
	<ul style="list-style-type: none"> • Ensure that when laying the cable, the tensile load on the connectors does not exceed the upper limit specified in the standards.
	<ul style="list-style-type: none"> • Observe the corresponding technical data. You will find information: <ul style="list-style-type: none"> o On the product o On the packing label o In the supplied documentation o Online at phoenixcontact.com/products under the product
	<ul style="list-style-type: none"> • Only use tools recommended by Phoenix Contact
	<ul style="list-style-type: none"> • Use a protective cap to protect connectors that are not in use. The suitable accessories are available online in the accessory section of the product at phoenixcontact.com/products
	<ul style="list-style-type: none"> • Ensure that the protective or functional ground has been properly connected.
	<ul style="list-style-type: none"> • VDE 0100/1.97 § 411.1.3.2 and DIN EN 60 204/11.98 § 14.1.3 are applicable when combining several circuits in a cable and/or connector
	<ul style="list-style-type: none"> • The connector warms up in normal operation. Depending on the ambient conditions, the surface of the connector can continue to warm up. In this case, the user is responsible for posting warnings (e.g. DIN EN ISO 13732-1:2008-12).

Environmental Product Compliance

REACH SVHC	Lead 7439-92-1
------------	----------------

Flush-type connector - SACC-DSI-FS-5CON-M16/0,5-18AWG - 1020176

Technical data

Environmental Product Compliance

China RoHS	Environmentally Friendly Use Period = 50 years
	For information on hazardous substances, refer to the manufacturer's declaration available under "Downloads"

Classifications

eCl@ss

eCl@ss 10.0.1	27440102
eCl@ss 11.0	27440102
eCl@ss 9.0	27440102

ETIM

ETIM 6.0	EC002061
ETIM 7.0	EC002635

UNSPSC

UNSPSC 18.0	39121413
UNSPSC 19.0	39121413
UNSPSC 20.0	39121413
UNSPSC 21.0	39121400

Approvals


Approvals


Approvals

EAC / EAC

Ex Approvals

Approval details

EAC		B.01687
-----	---	---------

EAC		B.01687
-----	---	---------

Phoenix Contact 2022 © - all rights reserved
<http://www.phoenixcontact.com>

PHOENIX CONTACT GmbH & Co. KG
Flachsmarktstr. 8
32825 Blomberg
Germany
Tel. +49 5235 300
Fax +49 5235 3 41200
<http://www.phoenixcontact.com>

单击下面可查看定价，库存，交付和生命周期等信息

[>>Phoenix Contact\(菲尼克斯\)](#)