

Surge protection device - CN-UB-280DC-BB - 2818850

Please be informed that the data shown in this PDF Document is generated from our Online Catalog. Please find the complete data in the user's documentation. Our General Terms of Use for Downloads are valid (<http://phoenixcontact.com/download>)



Attachment plug with replaceable surge protection for coaxial signal interfaces. Connection: N connector socket/ socket

The illustration shows version CN-UB-280DC-SB

Product Features

- ✓ For outdoor installations
- ✓ Mounting plate enables mounting, e.g., in a control cabinet
- ✓ Replaceable, gas-filled arrester
- ✓ Installed as surge protection between antenna and wireless module



Key commercial data

Packing unit	1 pc
Weight per Piece (excluding packing)	140.0 GRM
Custom tariff number	85363010
Country of origin	Germany

Technical data

Dimensions

Height	25 mm
Width	25 mm
Depth	67 mm

Ambient conditions

Ambient temperature (operation)	-40 °C ... 80 °C
Degree of protection	IP55

General

Housing material	Nickel-plated brass
------------------	---------------------

Surge protection device - CN-UB-280DC-BB - 2818850

Technical data

General

Color	nickel
Standards for air and creepage distances	IEC 60664-1
Surge voltage category	III
Pollution degree	2
Mounting type	Connection-specific intermediate plugging
Type	Attachment plug
Direction of action	Line-Shield/Earth Ground

Protective circuit

IEC test classification	C2
	C3
	D1
VDE requirement class	C2
	C3
	D1
Maximum continuous operating voltage U_C	280 V DC
	195 V AC
Maximum continuous voltage U_C (wire-ground)	280 V DC
	195 V AC
Nominal current I_N	5 A (25 °C)
Operating effective current I_C at U_C	$\leq 1 \mu A$
Nominal discharge current I_n (8/20) μs (Core-Earth)	20 kA
Nominal discharge current I_n (8/20) μs (Core-Shield)	20 kA
Total surge current (8/20) μs	20 kA
Total surge current (10/350) μs	2.5 kA
Max. discharge current I_{max} (8/20) μs maximum (Core-Shield)	20 kA
Nominal pulse current I_{an} (10/1000) μs (Core-Shield)	100 A
Impulse discharge current (10/350) μs , peak value I_{imp}	2.5 kA
Output voltage limitation at 1 kV/ μs (Core-Earth) spike	$\leq 900 V$
Output voltage limitation at 1 kV/ μs (Core-Shield) spike	$\leq 900 V$
Voltage protection level U_p (Core-Earth)	$\leq 1.1 kV$ (C2 - 10 kV / 5 kA)
	$\leq 900 V$ (C1 - 1 kV/500 A)
	$\leq 1 kV$ (C3 - 25 A)
	$\leq 1 kV$ (C3 - 25 A)
	$\leq 1 kV$ (C3 - 25 A)
Voltage protection level U_p (Core-Shield)	$\leq 1.1 kV$ (C2 - 10 kV / 5 kA)
	900 V (C1 - 1 kV/500 A)

Surge protection device - CN-UB-280DC-BB - 2818850

Technical data

Protective circuit

	$\leq 1 \text{ kV (C3 - 25 A)}$
	$\leq 1 \text{ kV (C3 - 25 A)}$
	$\leq 1 \text{ kV (C3 - 25 A)}$
Response time t_A (Core-Earth)	$\leq 100 \text{ ns}$
Response time t_A (Core-GND)	$\leq 100 \text{ ns}$
Input attenuation a_E , asym.	typ. $0.1 \text{ dB } (\leq 1.2 \text{ GHz})$
	typ. $0.2 \text{ dB } (\leq 2.2 \text{ GHz})$
Cut-off frequency f_g (3 dB), asym. (shield) in 50 Ohm system	$> 3 \text{ GHz}$
Standing wave ratio SWR in a 50 Ω system	typ. $1.1 (\leq 2 \text{ GHz})$
Permissible HF power P_{max} at VSWR = xx (50 ohm system)	$700 \text{ W (VSWR = 1.1)}$
	$200 \text{ W (VSWR = } \infty)$
Capacity (Core-Earth)	typ. 1.5 pF
Capacity asymmetrical (shield)	typ. 1.5 pF
Surge carrying capacity in acc. with IEC 61643-21 (Core-Earth)	C1 (1 kV / 500 A)
	C2 (10 kV/5 kA)
	C3 (100 A)
	D1 (2.5 kA)

Connection data

Connection method	N connector 50 Ω
Connection type IN	N connector, female
Connection type OUT	N connector, female

Standards and Regulations

Standards/regulations	IEC 61643-21
-----------------------	--------------

Classifications

eCl@ss

eCl@ss 4.0	27140201
eCl@ss 4.1	27130801
eCl@ss 5.0	27130801
eCl@ss 5.1	27130801
eCl@ss 6.0	27130807
eCl@ss 7.0	27130807
eCl@ss 8.0	27130807

Surge protection device - CN-UB-280DC-BB - 2818850

Classifications

ETIM

ETIM 2.0	EC000943
ETIM 3.0	EC000943
ETIM 4.0	EC000943
ETIM 5.0	EC000943

UNSPSC

UNSPSC 6.01	30212010
UNSPSC 7.0901	39121610
UNSPSC 11	39121610
UNSPSC 12.01	39121610
UNSPSC 13.2	39121620

Approvals

Approvals

Approvals

UL Listed / GOST

Ex Approvals

Approvals submitted

Approval details

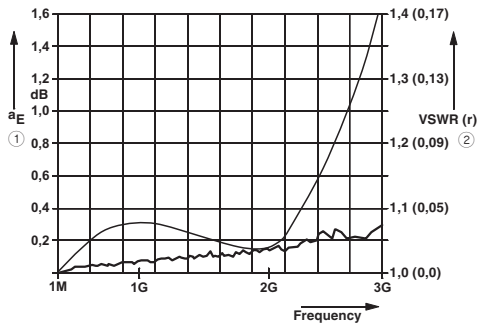
UL Listed	
Nominal current I _N	5 A
Nominal voltage U _N	280 V

GOST	
------	--

Surge protection device - CN-UB-280DC-BB - 2818850

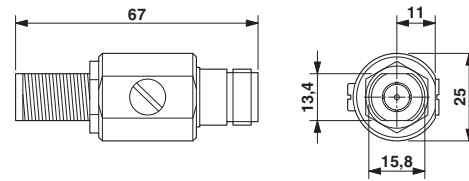
Drawings

Diagram

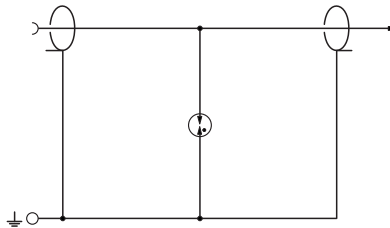


- ① Typical attenuation curve for CN-UB-280DC...
- ② Typical VSWR at CN-UB-280DC...

Dimensioned drawing



Circuit diagram



单击下面可查看定价，库存，交付和生命周期等信息

[>>Phoenix Contact \(菲尼克斯\)](#)