

## Power cable - SAC-4P-20,0-PUR/FST SCO - 1421305

Please be informed that the data shown in this PDF Document is generated from our Online Catalog. Please find the complete data in the user's documentation. Our General Terms of Use for Downloads are valid (<http://phoenixcontact.com/download>)



Power cable, 4-position, PUR halogen-free, black-gray RAL 7021, free cable end, on Socket straight M12 SPEEDCON, T-coded, Cable length: 20 m, for direct current up to 12 A/60 V

### Why buy this product

- Easy and safe: 100% electrically tested plug-in components
- High-performance: DC connectors for up to 12 A and 60 V DC
- Protection against incorrect connection using special T-coding
- Save time, thanks to installation with SPEEDCON fast locking system
- Our standard: robust halogen-free PUR cable



### Key Commercial Data

Packing unit	1 STK
Minimum order quantity	50 STK
Weight per Piece (excluding packing)	2120.0 g
Custom tariff number	85444290
Country of origin	Germany

### Technical data

#### Environmental Product Compliance

REACH SVHC	DOT E 15571-58-1
------------	------------------

#### Dimensions

Length of cable	20 m
-----------------	------

#### Ambient conditions

Ambient temperature (operation)	-25 °C ... 85 °C (Plug / socket)
---------------------------------	----------------------------------

## Power cable - SAC-4P-20,0-PUR/FST SCO - 1421305

### Technical data

#### General

Rated current at 40°C	12 A
Rated voltage	60 V
Number of positions	4
Insulation resistance	≥ 10 GΩ
Coding	T power
Status display	No
Protective circuit/component	Unwired
Overvoltage category	III
Degree of pollution	3
Insertion/withdrawal cycles	> 100

#### Material

Flammability rating according to UL 94	V0
Contact material	CuZn
Contact surface material	Au
Contact carrier material	PA
Material of grip body	TPU, hardly inflammable, self-extinguishing
Material, knurls	Zinc die-cast, nickel-plated

#### Standards and Regulations

Flammability rating according to UL 94	V0
--	----

#### Cable

Cable type	PUR halogen-free black
Cable type (abbreviation)	PUR
Cable abbreviation	Li9YV1-11Y
UL AWM style	20233 / 10493 (80°C/300 V)
Conductor cross section	4x 1.5 mm <sup>2</sup>
AWG power supply	16
Conductor structure, voltage supply	78x 0.15 mm
Core diameter including insulation	2.35 mm ±0.05 mm
Thickness, insulation	≥ 0.25 mm
Wire colors	brown, white, blue, black
Overall twist	4 wires, twisted
Length of twist, overall twist	90 mm
External sheath, color	black-gray RAL 7021
Outer sheath thickness	approx. 1.3 mm
External cable diameter D	8.4 mm ±0.25 mm
Minimum bending radius, fixed installation	5 x D

## Power cable - SAC-4P-20,0-PUR/FST SCO - 1421305

### Technical data

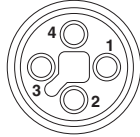
#### Cable

Minimum bending radius, flexible installation	10 x D
Number of bending cycles	4000000
Minimum bending radius, drag chain applications	10 x D
Traversing path	10 m
Traversing rate	3 m/s
Acceleration	10 m/s <sup>2</sup>
Cable weight	109 kg/km
Outer sheath, material	PUR
Material conductor insulation	PP
Conductor material	Bare Cu litz wires
Insulation resistance	≥ 1 GΩ*km (at 20 °C)
Conductor resistance	≤ 13 Ω/km (at 20 °C)
Nominal voltage, cable	≤ 300 V AC
Test voltage, cable	≥ 3000 V AC (Spark test)
Flame resistance	According to UL 758/1581 (Cable Flame)
	According to UL 758/1581 FT1
	According to DIN EN 60332-1-2
Halogen-free	in accordance with DIN VDE 0472 part 815
	in accordance with DIN EN 50267-2-1
Resistance to oil	According to DIN EN 60811-2-1, 168 h at 100°C
	According to UL 758, 168 h at 60°C
Other resistance	Hydrolysis and microbe resistant as per VDE 0282 section 10
	Low adhesion
	abrasion-resistant
	Resistant to salt water
Ambient temperature (operation)	-50 °C ... 80 °C (cable, fixed installation)
	-30 °C ... 80 °C (cable, flexible installation)

### Drawings

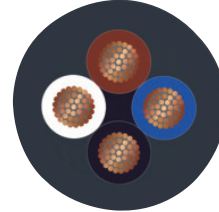
# Power cable - SAC-4P-20,0-PUR/FST SCO - 1421305

Schematic diagram



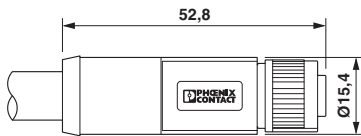
Pin assignment of M12 socket, 4-pos., T-coded, socket side view

Cable cross section




PUR halogen-free black [PUR]

Dimensional drawing



M12 x 1 socket, straight

Circuit diagram



Contact assignment of the M12 socket

## Classifications

### eCl@ss

eCl@ss 8.0	27279218
eCl@ss 9.0	27060311

### ETIM

ETIM 5.0	EC001855
----------	----------

单击下面可查看定价，库存，交付和生命周期等信息

[>>Phoenix Contact \(菲尼克斯\)](#)