

## Surge protection device - PT-IQ-4X1-12DC-UT - 2801217

Please be informed that the data shown in this PDF Document is generated from our Online Catalog. Please find the complete data in the user's documentation. Our General Terms of Use for Downloads are valid (<http://phoenixcontact.com/download>)



Surge protection, consisting of protective plug and base element, with integrated multi-stage status indicator on the module for four signal wires with common reference potential.

The figure shows the PT-IQ-2x2-24DC-UT version



### Key Commercial Data

|                      |          |
|----------------------|----------|
| Packing unit         | 1 STK    |
| Custom tariff number | 85363010 |
| Country of origin    | Germany  |

### Technical data

#### Dimensions

|                  |         |
|------------------|---------|
| Height           | 91 mm   |
| Width            | 17.7 mm |
| Depth            | 77.5 mm |
| Horizontal pitch | 1 Div.  |

#### Ambient conditions

|   |                  |
|---|------------------|
| Ambient temperature (operation)         | -40 °C ... 70 °C |
| Ambient temperature (storage/transport) | -40 °C ... 85 °C |
| Degree of protection                    | IP20             |

#### General

|  |                    |
|--|--------------------|
| Housing material                       | PA 6.6             |
| Flammability rating according to UL 94 | V-0                |
| Color                                  | jet black RAL 9005 |

# Surge protection device - PT-IQ-4X1-12DC-UT - 2801217

## Technical data

### General

|                     |  |
|---------------------|--|
| Mounting type       | DIN rail: 35 mm  |
| Type                | DIN rail module, two-section, divisible  |
| Direction of action | Line-Line & Line-Signal Ground/Shield & optional Signal Ground/Shield-Earth Ground |

### Additional descriptions

|      |  |
|------|--|
| Note | Remote signaling as well as the power supply of the T-BUS are established by snapping the module onto the T-BUS. |
|------|--|

### Protective circuit

|  |   |
|--|---|
| IEC test classification  | C1  |
|  | C2  |
|  | C3  |
|  | D1  |
| Nominal voltage $U_N$  | 12 V DC                                     |
| Maximum continuous voltage $U_C$                                 | 15 V DC                                     |
|  | 10 V AC                                     |
| Rated current  | 700 mA (50 °C)                              |
| Operating effective current $I_C$ at $U_C$                       | $\leq 1$ mA (per path)                      |
| Residual current $I_{PE}$  | $\leq 1$ mA (per path)                      |
| Nominal discharge current $I_n$ (8/20) $\mu$ s (Core-Earth)      | 10 kA                                       |
| Pulse discharge current $I_{imp}$ (10/350) $\mu$ s (core-ground) | 2.5 kA                                      |
| Total discharge current $I_{Total}$ (8/20) $\mu$ s               | 20 kA                                       |
| Voltage protection level $U_p$ (core-ground)                     | $\leq 90$ V (C1 - 1 kV/500 A)               |
|  | $\leq 135$ V (C2 - 10 kV / 5 kA)            |
|  | $\leq 35$ V (C3 - 25 A)                     |
|  | $\leq 35$ V (C3 - 50 A)                     |
| Voltage protection level $U_p$ static (core-ground)              | $\leq 45$ V (C1 - 1 kV/500 A)               |
|  | $\leq 100$ V (C2 - 10 kV / 5 kA)            |
| Response time $t_A$ (Core-Earth)                                 | $\leq 1$ ns                                 |
| Input attenuation aE, asym.                                      | typ. 0.3 dB ( $\leq 130$ kHz/150 $\Omega$ ) |
| Cut-off frequency $f_g$ (3 dB), asym. (PE) in 150 Ohm system     | typ. 600 kHz                                |
| Capacity (Core-GND)  | typ. 4 nF                                   |
| Resistance in series   | 1.2 $\Omega$ $\pm 5$ %                      |
| Max. required back-up fuse                                       | 800 mA (FF)                                 |
| Impulse durability (conductor-ground)                            | C1 - 1 kV/500 A                             |
|  | C2 - 10 kV/5 kA                             |
|  | C2 - 10 kA                                  |
|  | C3 - 50 A                                   |

# Surge protection device - PT-IQ-4X1-12DC-UT - 2801217

## Technical data

### Protective circuit

|                                     |             |
|-------------------------------------|-------------|
|                                     | D1 - 2,5 kA |
| Pulse reset time (conductor-ground) | ≤ 15 ms     |

### Connection data

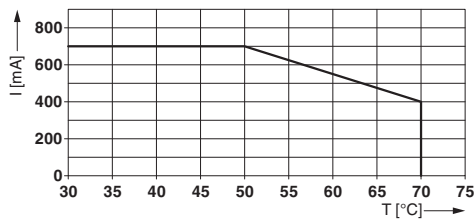
|                                  |   |
|----------------------------------|---|
| Connection method                | Screw connection                            |
| Connection type IN               | Screw terminal blocks                       |
| Connection type OUT              | Screw terminal blocks                       |
| Screw thread                     | M3  |
| Tightening torque                | 0.5 Nm                                      |
| Stripping length                 | 8 mm  |
| Conductor cross section flexible | 0.2 mm <sup>2</sup> ... 2.5 mm <sup>2</sup> |
| Conductor cross section solid    | 0.2 mm <sup>2</sup> ... 4 mm <sup>2</sup>   |
| Conductor cross section AWG      | 24 ... 12                                   |

### Standards and Regulations

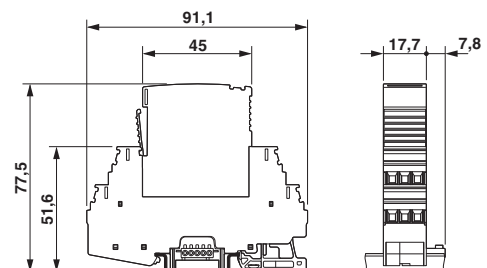
|                          |                                       |
|--------------------------|---------------------------------------|
| Standards/specifications | IEC 61643-21 2000 + A1:2008, modified |
|                          | EN 61643-21 2001 + A1:2009            |
|                          | EN 61000-6-3 2007 + A1:2011           |
|                          | EN 61000-6-2 2005                     |

## Drawings

Diagram

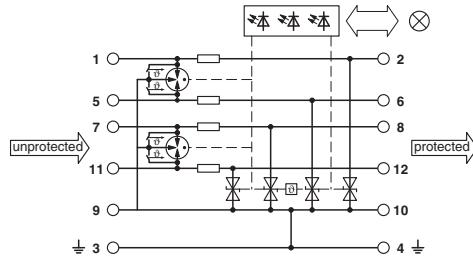


Dimensional drawing



# Surge protection device - PT-IQ-4X1-12DC-UT - 2801217

Circuit diagram



## Classifications

### eCl@ss

|            |          |
|------------|----------|
| eCl@ss 4.0 | 27140201 |
| eCl@ss 4.1 | 27130801 |
| eCl@ss 5.0 | 27130801 |
| eCl@ss 5.1 | 27130801 |
| eCl@ss 6.0 | 27130807 |
| eCl@ss 7.0 | 27130807 |
| eCl@ss 8.0 | 27130807 |
| eCl@ss 9.0 | 27130807 |

### ETIM

|          |          |
|----------|----------|
| ETIM 3.0 | EC000943 |
| ETIM 4.0 | EC000899 |
| ETIM 5.0 | EC000943 |

### UNSPSC

|               |          |
|---------------|----------|
| UNSPSC 6.01   | 30212010 |
| UNSPSC 7.0901 | 39121610 |
| UNSPSC 11     | 39121610 |
| UNSPSC 12.01  | 39121610 |
| UNSPSC 13.2   | 39121620 |

## Approvals

### Approvals

|           |  |
|-----------|--|
| Approvals |  |
| UL Listed |  |

## Surge protection device - PT-IQ-4X1-12DC-UT - 2801217

### Approvals

Ex Approvals

---

#### Approval details

UL Listed  <http://database.ul.com/cgi-bin/XYV/template/LISEXT/1FRAME/index.htm> FILE E 138168

### Accessories

#### Accessories

#### Device marking

Zack marker strip - ZBN 18:UNBEDRUCKT - 2809128



Zack marker strip, Strip, white, unlabeled, can be labeled with: Plotter, Mounting type: Snap into tall marker groove, for terminal block width: 18 mm, Lettering field: 18 x 5 mm

---

#### Labeled terminal marker

Zack Marker strip, flat - ZBF 5,LGS:FORTL.ZAHLEN - 0808671



Zack Marker strip, flat, Strip, white, labeled, Printed horizontally: Consecutive numbers 1 - 10, 11 - 20, etc. up to 491 - 500, Mounting type: Snap into flat marker groove, for terminal block width: 5 mm, Lettering field: 5.15 x 5.15 mm

Zack Marker strip, flat - ZBF 5,LGS:GERADE ZAHLEN - 0810821



Zack Marker strip, flat, Strip, white, labeled, Printed horizontally: Consecutive numbers 2 - 20, 22 - 40, etc. up to 82 - 100, Mounting type: Snap into flat marker groove, for terminal block width: 5 mm, Lettering field: 5.15 x 5.15 mm

## Surge protection device - PT-IQ-4X1-12DC-UT - 2801217

### Accessories

Zack Marker strip, flat - ZBF 5,LGS:UNGERADE ZAHLEN - 0810863



Zack Marker strip, flat, Strip, white, labeled, Printed horizontally: Odd numbers 1 - 19, 21 - 39, etc. up to 81 - 99, Mounting type: Snap into flat marker groove, for terminal block width: 5 mm, Lettering field: 5.15 x 5.15 mm

Zack Marker strip, flat - ZBF 5,QR:FORTL.ZAHLEN - 0808697



Zack Marker strip, flat, Strip, white, labeled, Printed vertically: Consecutive numbers 1 - 10, 11 - 20, etc. up to 91 - 100, Mounting type: Snap into flat marker groove, for terminal block width: 5 mm, Lettering field: 5.15 x 5.15 mm

### Marker pen

Marker pen - X-PEN 0,35 - 0811228



Marker pen without ink cartridge, for manual labeling of markers, labeling extremely wipe-proof, line thickness 0.35 mm

### Mounting material

Electronic housing - E/ME TBUS NS35 GY - 2713780



End clamp, stable construction for DIN rail bus connector

### PCB plug

## Surge protection device - PT-IQ-4X1-12DC-UT - 2801217

### Accessories

Printed-circuit board connector - FK-MC 0,5/ 5-ST-2,5 - 1881354



Plug component, Nominal current: 4 A, Rated voltage (III/2): 160 V, Number of positions: 5, Pitch: 2.5 mm, Connection method: Push-in spring connection, Color: green, Contact surface: Tin

---

### Terminal marking

Zack Marker strip, flat - ZBF 5:UNBEDRUCKT - 0808642



Zack Marker strip, flat, Strip, white, unlabeled, can be labeled with: Plotter, Mounting type: Snap into flat marker groove, for terminal block width: 5 mm, Lettering field: 5.1 x 5.2 mm

Zack Marker strip, flat - ZBF 5/WH-100:UNBEDRUCKT - 0808668



Zack Marker strip, flat, Strip, white, unlabeled, can be labeled with: Plotter, Mounting type: Snap into flat marker groove, for terminal block width: 5 mm, Lettering field: 5.15 x 5.15 mm

---

### Necessary add-on products

Supply and remote module - PT-IQ-PTB-UT - 2800768



Module for power supply and multi-stage, floating remote signaling of connected surge protection modules.

---

### Additional products

## Surge protection device - PT-IQ-4X1-12DC-UT - 2801217

### Accessories

#### Shield connection - SSA 3-6 - 2839295



shield fast connections for conductor diameter 3 - 6 mm. Potential connection cable: 200 mm, black

---

#### Shield connection - SSA 5-10 - 2839512



Shield fast connection for conductor diameters 5 - 10 mm. Potential connection cable: 200 mm, black

---

### Spare parts

#### Surge protection plug - PT-IQ-4X1-12DC-P - 2800812



Surge protection plug with integrated multi-stage status indicator on the module for four signal wires with common reference potential. Nominal voltage: 12 V DC

---

#### DIN rail bus connectors - PT-IQ-17,5-TBUS-5-2.0 - 2906878



DIN rail connector for PT-IQ system for establishing remote signaling and the power supply when a surge protection module is snapped on.

---



单击下面可查看定价，库存，交付和生命周期等信息

[>>Phoenix Contact\(菲尼克斯\)](#)