

Mini feed-through terminal block - MBK - 1401019

Please be informed that the data shown in this PDF Document is generated from our Online Catalog. Please find the complete data in the user's documentation. Our General Terms of Use for Downloads are valid (<http://phoenixcontact.com/download>)



Mini feed-through terminal block, Connection method: Screw connection, Cross section: 0.2 mm² - 2.5 mm², AWG: 24 - 14, Width: 5.2 mm, Color: gray, Mounting type: NS 15

Product Features

- ✓ MBK ... mini strip terminal blocks and their variants represent the original, typical shape of the MBK ... range
- ✓ Space saving thanks to compact design and mounting option on a 15 mm DIN rail
- ✓ Clear arrangement thanks to marking of all terminal points
- ✓ Easy potential distribution thanks to standardized plug-in bridges



Key commercial data

Packing unit	1 pc
GTIN	 4 017918 020194
Weight per Piece (excluding packing)	4.34 GRM
Custom tariff number	85369010
Country of origin	Germany

Technical data

General

Number of levels	1
Number of connections	2
Color	gray
Insulating material	PA
Inflammability class according to UL 94	V2
Maximum load current	24 A (with 2.5 mm ² conductor cross section)
Rated surge voltage	6 kV
Pollution degree	3

Mini feed-through terminal block - MBK - 1401019

Technical data

General

Surge voltage category	III
Insulating material group	I
Connection in acc. with standard	IEC 60947-7-1
Maximum load current (lower level)	24 A
Additional text	with 2.5 mm ² conductor cross section
Nominal current I _N (lower level)	17.5 A
Nominal voltage U _N	500 V
Open side panel	nein

Dimensions

Width	5.2 mm
Length	22 mm
Height NS 15	23 mm

Connection data

Connection in acc. with standard	IEC 60947-7-1
Connection method	Screw connection
Conductor cross section solid min.	0.2 mm ²
Conductor cross section solid max.	2.5 mm ²
Conductor cross section AWG/kcmil min.	24
Conductor cross section AWG/kcmil max.	14
Conductor cross section stranded min.	0.2 mm ²
Conductor cross section stranded max.	1.5 mm ²
Min. AWG conductor cross section, stranded	24
Max. AWG conductor cross section, stranded	16
Conductor cross section stranded, with ferrule without plastic sleeve min.	0.25 mm ²
Conductor cross section stranded, with ferrule without plastic sleeve max.	1.5 mm ²
Conductor cross section stranded, with ferrule with plastic sleeve min.	0.25 mm ²
Conductor cross section stranded, with ferrule with plastic sleeve max.	1 mm ²
Cross section with insertion bridge, solid max.	1.5 mm ²
Cross section with insertion bridge, stranded max.	1.5 mm ²
2 conductors with same cross section, solid min.	0.2 mm ²
2 conductors with same cross section, solid max.	0.75 mm ²
2 conductors with same cross section, stranded min.	0.2 mm ²
2 conductors with same cross section, stranded max.	1 mm ²
2 conductors with same cross section, stranded, TWIN ferrules with plastic sleeve, min.	0.5 mm ²
2 conductors with same cross section, stranded, TWIN ferrules with plastic sleeve, max.	0.75 mm ²

Mini feed-through terminal block - MBK - 1401019

Technical data

Connection data

2 conductors with same cross section, stranded, ferrules without plastic sleeve, min.	0.25 mm ²
2 conductors with same cross section, stranded, ferrules without plastic sleeve, max.	0.5 mm ²
Cross section with insertion bridge, solid max.	1.5 mm ²
Cross section with insertion bridge, stranded max.	1.5 mm ²
Stripping length	8 mm
Internal cylindrical gage	A 1
Screw thread	M2,6
Tightening torque, min	0.5 Nm
Tightening torque max	0.6 Nm

Classifications

eCl@ss

eCl@ss 4.0	27141123
eCl@ss 4.1	27141123
eCl@ss 5.0	27141120
eCl@ss 5.1	27141120
eCl@ss 6.0	27141120
eCl@ss 7.0	27141120
eCl@ss 8.0	27141120

ETIM

ETIM 2.0	EC000897
ETIM 3.0	EC000897
ETIM 4.0	EC000897
ETIM 5.0	EC000897

UNSPSC

UNSPSC 6.01	30211811
UNSPSC 7.0901	39121410
UNSPSC 11	39121410
UNSPSC 12.01	39121410
UNSPSC 13.2	39121410

Approvals

Approvals

Mini feed-through terminal block - MBK - 1401019

Approvals

Approvals


CSA / UL Recognized / cUL Recognized / GOST / LR / BV / DNV / RS / NK / GOST / cULus Recognized


Ex Approvals


Approvals submitted

BV

Approval details

CSA 	
mm ² /AWG/kcmil	28-12
Nominal current I _N	25 A
Nominal voltage U _N	150 V

UL Recognized 	
mm ² /AWG/kcmil	30-14
Nominal current I _N	15 A
Nominal voltage U _N	300 V

cUL Recognized 	
mm ² /AWG/kcmil	30-14
Nominal current I _N	15 A
Nominal voltage U _N	300 V

Mini feed-through terminal block - MBK - 1401019

Approvals

GOST 

LR


BV

DNV

RS

NK

GOST 

cULus Recognized 

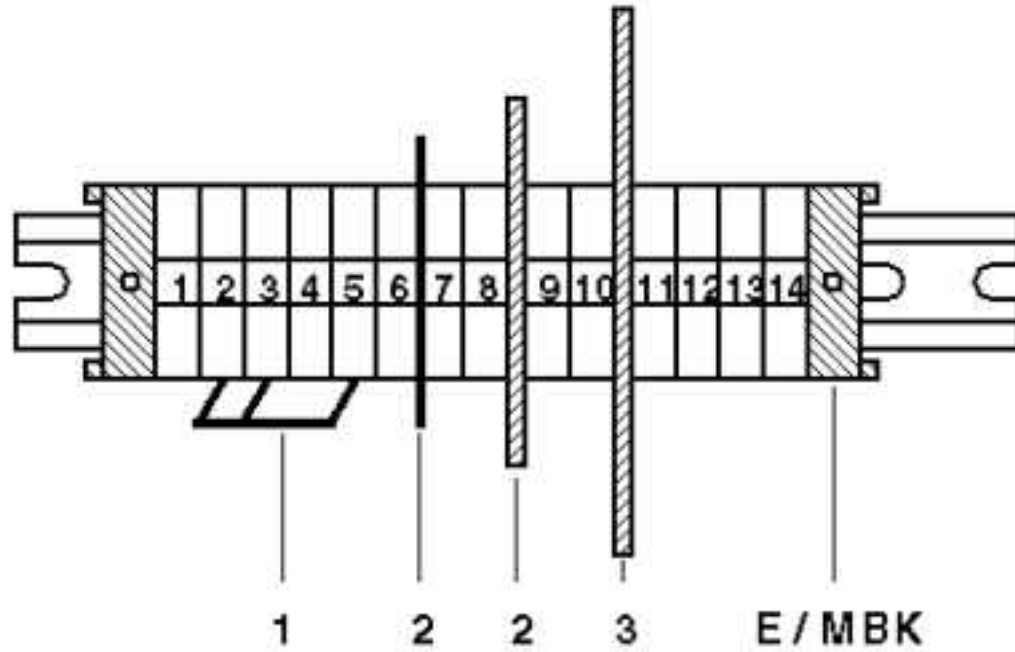
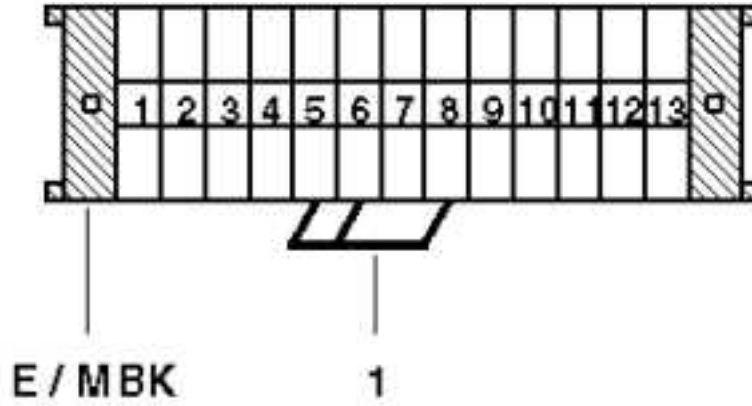
Drawings

Mini feed-through terminal block - MBK - 1401019

Circuit diagram



Circuit diagram



- 1 = insertion bridge
- 2 = partition plate
- 3 = separating plate

单击下面可查看定价，库存，交付和生命周期等信息

[>>Phoenix Contact\(菲尼克斯\)](#)