

## Sensor/Actuator cable - SAC-5P-M12MS/ 6,0-PUR/M12FR SH - 1517657

Please be informed that the data shown in this PDF Document is generated from our Online Catalog. Please find the complete data in the user's documentation. Our General Terms of Use for Downloads are valid (<http://download.phoenixcontact.com>)



Sensor/Actuator cable, 5-position, PUR halogen-free, Black-gray RAL 7021, shielded, Plug straight M12, A-coded, on Socket angled M12, A-coded, Cable length: 6 m



### Key commercial data

Packing unit	1 1
Minimum order quantity	5 1
Custom tariff number	85444290
Country of origin	Poland

### Technical data

#### Dimensions

Length of cable	6 m
-----------------	-----

#### Ambient conditions

Degree of protection	IP65
	IP67

#### General

Rated current at 40°C	4 A
Rated voltage	60 V
Number of positions	5
Contact resistance	≤ 5 mΩ
Insulation resistance	≥ 100 MΩ
Coding	A - standard
Status display	No
Surge voltage category	II
Pollution degree	3
Insertion/withdrawal cycles	≥ 100

## Sensor/Actuator cable - SAC-5P-M12MS/ 6,0-PUR/M12FR SH - 1517657

### Technical data

#### Material

Inflammability class according to UL 94	HB
Contact material	CuSn
Contact surface material	Ni/Au
Contact carrier material	TPU GF
Material of grip body	TPU, hardly inflammable, self-extinguishing
Material, knurls	Zinc die-cast, nickel-plated
Sealing material	NBR

#### Cable

Cable type	PUR halogen-free black shielded
Cable type (abbreviation)	PUR
Cable abbreviation	LiF9YC11Y
UL AWM style	20549
Conductor cross section	5x 0.34 mm <sup>2</sup> (signal line)
AWG signal line	22
Conductor structure signal line	42x 0.10 mm
Core diameter including insulation	1.27 mm ±0.02 mm (signal line)
Wire colors	Brown, white, blue, black, gray
Overall twist	5 wires around filler to the core
Shielding	Tinned copper braided shield
Optical shield covering	85 %
External sheath, color	Black RAL 9005
External cable diameter D	5.9 mm ± 0.2 mm
Smallest bending radius, fixed installation	29.5 mm
Smallest bending radius, movable installation	59 mm (Up to +60 °C)
Number of bending cycles	4000000
Bending radius	59 mm
Traversing path	10 m
Traversing rate	3 m/s
Acceleration	10 m/s <sup>2</sup>
Outer sheath, material	PUR
Material conductor insulation	PP
Conductor material	Bare Cu litz wires
Insulation resistance	70 GΩ*km (at 20 °C)
Conductor resistance	max. 57 Ω/km (at 20 °C)
Nominal voltage, cable	300 V (at 20 °C)
Test voltage Core/Core	3000 V (at 20 °C)
Special properties	Flexible cable conduit capable

# Sensor/Actuator cable - SAC-5P-M12MS/ 6,0-PUR/M12FR SH - 1517657

## Technical data

### Cable

Flame resistance	In accordance with UL FT-2
Halogen-free	in accordance with DIN VDE 0472 part 815
Other resistance	hydrolysis and microbe resistant
	partly UV-resistant in accordance with DIN EN ISO 4892-2-A
Ambient temperature (operation)	-40 °C ... 80 °C (cable, fixed installation)
	-25 °C ... 80 °C (cable, flexible installation)

## Classifications

### eCl@ss

eCl@ss 4.0	27060306
eCl@ss 4.1	27060306
eCl@ss 5.0	27061801
eCl@ss 5.1	27061801
eCl@ss 6.0	27061801
eCl@ss 7.0	27061801
eCl@ss 8.0	27061801

### ETIM

ETIM 2.0	EC000830
ETIM 3.0	EC001855
ETIM 4.0	EC001855
ETIM 5.0	EC001855

### UNSPSC

UNSPSC 6.01	31251501
UNSPSC 7.0901	31251501
UNSPSC 11	31251501
UNSPSC 12.01	31251501
UNSPSC 13.2	31251501

## Approvals

### Approvals

#### Approvals

UL Listed / cUL Listed / cULus Listed

# Sensor/Actuator cable - SAC-5P-M12MS/ 6,0-PUR/M12FR SH - 1517657

## Approvals

Ex Approvals

Approvals submitted

## Approval details

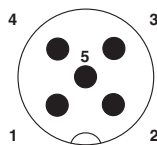
UL Listed	
Nominal current IN	4 A
Nominal voltage UN	125 V

cUL Listed	
Nominal current IN	4 A
Nominal voltage UN	125 V

cULus Listed	
--------------	--

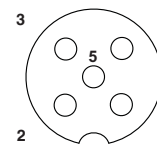
## Drawings

Schematic diagram



Pin assignment M12 male connector, 5-pos., A-coded, male side


Schematic diagram



Pin assignment M12 socket, 5-pos., A-coded, socket side view

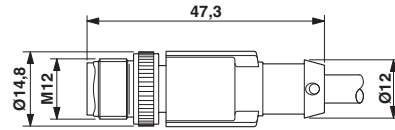
# Sensor/Actuator cable - SAC-5P-M12MS/ 6,0-PUR/M12FR SH - 1517657

Cable cross section



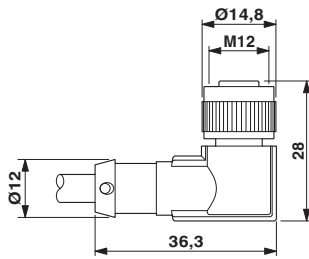
PUR halogen-free black shielded [PUR]

Dimensioned drawing



Plug, M12 x 1, straight, shielded

Dimensioned drawing



M12 x 1 socket, angled, shielded

Circuit diagram



Contact assignment of the M12 plug and the M12 socket

单击下面可查看定价，库存，交付和生命周期等信息

[>>Phoenix Contact\(菲尼克斯\)](#)