

# Bus coupler - IBS ST 24 BK-RB-T DIO 8/8/3-LK - 2723453

Please be informed that the data shown in this PDF Document is generated from our Online Catalog. Please find the complete data in the user's documentation. Our General Terms of Use for Downloads are valid (<http://phoenixcontact.com/download>)



INTERBUS-ST I/O bus terminal, FO connection, 8 digital inputs, 8 digital outputs, 500 mA, with additional D-SUB 9 remote bus branch, IP20 degree of protection, consisting of: Terminal part with screw connection and module electronics

## Product description

INTERBUS ST bus terminal modules with additional interfaces (I/O)

In addition to the actual bus terminal module functions, 8 digital inputs and 8 digital outputs are integrated into the INTERBUS input/output bus terminal modules. On top of this, the modules can be extended by up to four INTERBUS-ST input/output modules. All the bus terminal module functions, such as switching of the input/output modules from the INTERBUS network remain available without restrictions.

This bus terminal module is particularly suitable for use in applications for which very little space is available, or where only a few input/output points are required.

The IBS ST 24 BK DIO 8/8/3-T or -LK modules provide the option of assigning inputs and outputs either by screw terminal blocks in the termination block, or using an FLK system connector. This permits the ELR 319 electronic load relay or VARIOFACE input/output modules to be connected simply using 14-pos. FLK connectors.

The IBS ST 24 BK RB-T or IBS ST 24 BK RB-LK modules have an additional remote bus branch. This remote bus branch has the same restrictions regarding structure as any remote bus. All devices with remote bus interface can be linked in here.

All INTERBUS bus terminal modules make it possible to individually enable/disable the additional bus interfaces. To some extent, they perform the role of two bus terminal modules in the INTERBUS system and are also treated as such in the address lists and configuring software (CMD).

Note: When configuring buses branching off from the bus terminal modules, please observe the topology supported by INTERBUS controller boards.

## Product Features

- Additional I/Os onboard
- Additional remote/local bus branches
- Copper or fiber optic connection



## Key commercial data

|                                      |           |
|--------------------------------------|-----------|
| Packing unit                         | 1 pc      |
| GTIN                                 |           |
| Weight per Piece (excluding packing) | 756.1 GRM |
| Custom tariff number                 | 85389091  |
| Country of origin                    | Germany   |

## Bus coupler - IBS ST 24 BK-RB-T DIO 8/8/3-LK - 2723453

### Technical data

#### Dimensions

|        |        |
|--------|--------|
| Width  | 118 mm |
| Height | 117 mm |
| Depth  | 116 mm |

#### Ambient conditions

|  |  |
|--|--|
| Ambient temperature (operation)          | 0 °C ... 55 °C   |
| Ambient temperature (storage/transport)  | -25 °C ... 70 °C                                       |
| Permissible humidity (operation)         | 75 % (on average, 85% infrequently, non-condensing)    |
| Permissible humidity (storage/transport) | 75 % (on average, 85% infrequently, non-condensing)    |
| Air pressure (operation)                 | 80 kPa ... 106 kPa (up to 2000 m above mean sea level) |
| Air pressure (storage/transport)         | 80 kPa ... 106 kPa (up to 2000 m above mean sea level) |
| Degree of protection                     | IP20   |

#### Interfaces

|                              |                              |
|------------------------------|------------------------------|
| Fieldbus system              | INTERBUS                     |
| Designation                  | INTERBUS remote bus          |
| Connection method            | FSMA plugs                   |
| Designation connection point | Incoming/Outgoing Remote Bus |
| Fieldbus system              | Lokalbus                     |
| Designation                  | ST local bus                 |
| Connection method            | ST local bus connector       |
| Fieldbus system              | INTERBUS                     |
| Designation                  | INTERBUS                     |
| Connection method            | 9-pos. D-SUB male connector  |
| Number of positions          | 9                            |

#### Digital inputs

|                                   |                                    |
|-----------------------------------|------------------------------------|
| Input name                        | Digital inputs                     |
| Connection method                 | Screw connection                   |
|                                   | 3-conductor                        |
| Number of inputs                  | 8                                  |
| Typical response time             | 3 ms (typical)                     |
| Protective circuit                | Overload protection Fuse in header |
| Input voltage                     | 24 V DC                            |
| Input voltage range "0" signal    | -30 V DC ... 5 V DC                |
| Input voltage range "1" signal    | 13 V DC ... 30 V DC                |
| Nominal input current at $U_{IN}$ | typ. 5 mA (per channel)            |

#### Digital outputs

## Bus coupler - IBS ST 24 BK-RB-T DIO 8/8/3-LK - 2723453

### Technical data

#### Digital outputs

|  |                                     |
|--|-------------------------------------|
| Output name  | Digital outputs                     |
| Connection method                                  | Screw connection                    |
|  | 3-conductor                         |
| Number of outputs                                  | 8                                   |
| Protective circuit                                 | Short-circuit protection Electronic |
| Maximum output current per channel                 | 500 mA                              |
| Maximum output current per module / terminal block | 4 A                                 |
| Maximum output current per group                   | 2 A                                 |
| Nominal load, lamp                                 | 12 W                                |
| Nominal load, ohmic                                | 12 W                                |

#### Power supply for module electronics

|                      |  |
|----------------------|--|
| Supply voltage       | 24 V DC  |
| Supply voltage range | 18.5 V DC ... 30.5 V DC (including ripple)             |
| Ripple               | 3.6 V <sub>pp</sub> within the allowable voltage range |
| Current consumption  | typ. 150 mA  |

#### General

|                  |  |
|------------------|--|
| Weight           | 710 g  |
| Mounting type    | DIN rail   |
| Protection class | III, IEC 61140, EN 61140, VDE 0140-1                           |
| Test section     | Incoming remote bus / Outgoing remote bus 500 V AC 50 Hz 1 min |
|                  | Incoming remote bus/local bus 500 V AC 50 Hz 1 min             |
|                  | Incoming remote bus/Remote bus branch 500 V AC 50 Hz 1 min     |
|                  | Supply voltage logic / I/O 500 V AC 50 Hz 1 min                |

### Classifications

#### eCl@ss

|            |          |
|------------|----------|
| eCl@ss 4.0 | 27250203 |
| eCl@ss 4.1 | 27250203 |
| eCl@ss 5.0 | 27250203 |
| eCl@ss 5.1 | 27242608 |
| eCl@ss 6.0 | 27242608 |
| eCl@ss 7.0 | 27242608 |

#### ETIM

|          |          |
|----------|----------|
| ETIM 2.0 | EC001434 |
|----------|----------|

# Bus coupler - IBS ST 24 BK-RB-T DIO 8/8/3-LK - 2723453

## Classifications

### ETIM

|          |          |
|----------|----------|
| ETIM 3.0 | EC001604 |
| ETIM 4.0 | EC001604 |
| ETIM 5.0 | EC001604 |

### UNSPSC

|               |          |
|---------------|----------|
| UNSPSC 6.01   | 43172015 |
| UNSPSC 7.0901 | 43201404 |
| UNSPSC 11     | 43172015 |
| UNSPSC 12.01  | 43201404 |
| UNSPSC 13.2   | 43201404 |

## Approvals

### Approvals

---

Approvals

GOST / INTERBUS CLUB

---


Ex Approvals

---

Approvals submitted

---

### Approval details

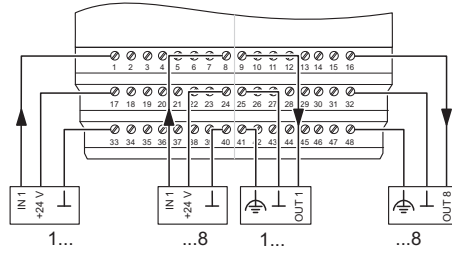
|  |
|--|
| GOST  |
|--|

|               |
|---------------|
| INTERBUS CLUB |
|---------------|

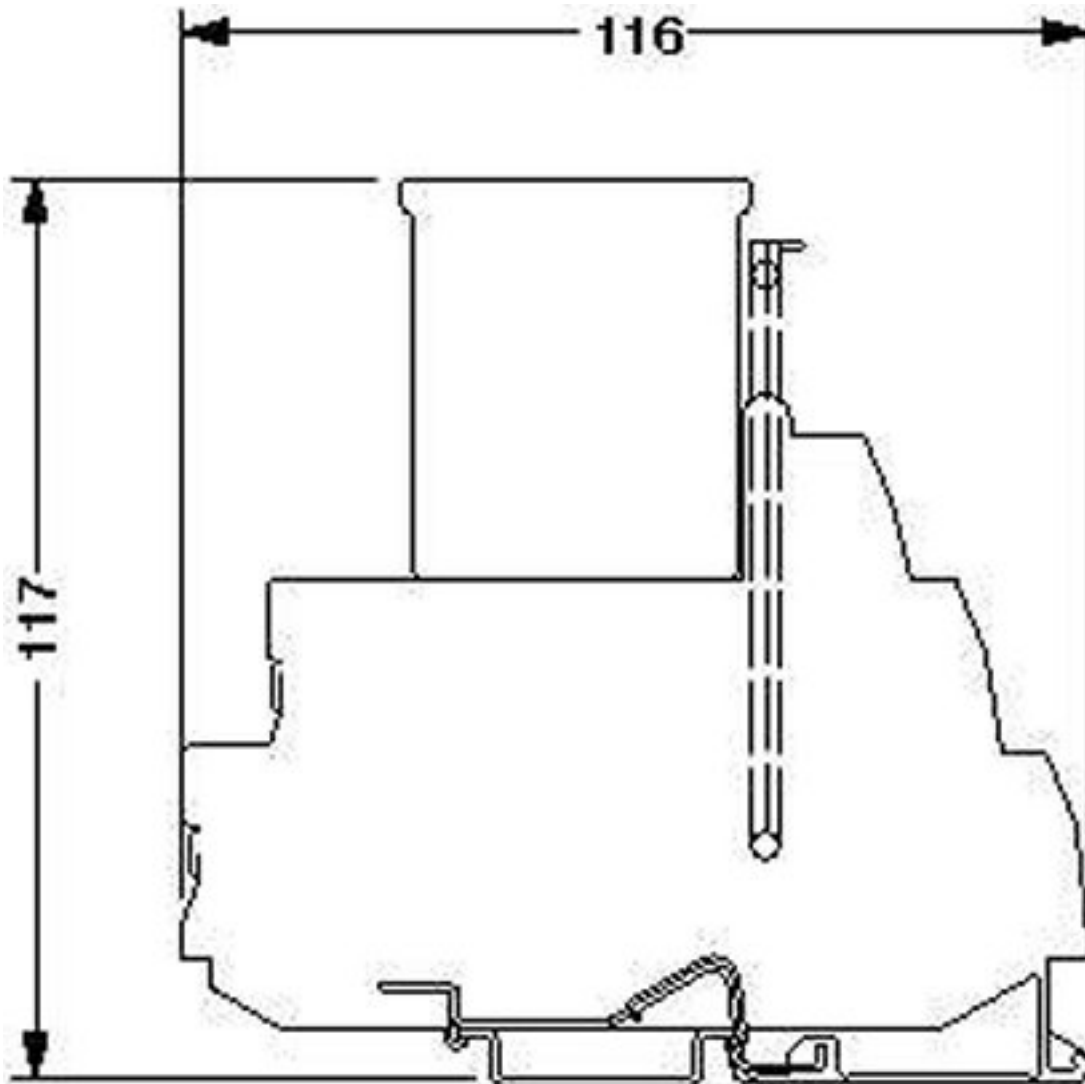
## Drawings

# Bus coupler - IBS ST 24 BK-RB-T DIO 8/8/3-LK - 2723453

Connection diagram



Dimensioned drawing





单击下面可查看定价，库存，交付和生命周期等信息

[>>Phoenix Contact\(菲尼克斯\)](#)