


DEK-REL- 24/1/AKT

Order No.: 2964063



<http://eshop.phoenixcontact.de/phoenix/treeViewClick.do?UID=2964063>

Relay terminal block for actuator, with soldered-in miniature relays, contact (AgNi+Au): small to medium loads, 1 N/O contact, input voltage 24 V AC/DC, for assembly on NS 35/7.5, terminal width 6.2 mm



| Commercial data | |
|--------------------------|--------------------|
| EAN | 4017918099374 |
| Pack | 10 pcs. |
| Customs tariff | 85364190 |
| Weight/Piece | 0.02612 KG |
| Catalog page information | Page 119 (IF-2009) |

Product notes

WEEE/RoHS-compliant since: 08/10/2006



<http://www.download.phoenixcontact.com>
Please note that the data given here has been taken from the online catalog. For comprehensive information and data, please refer to the user documentation. The General Terms and Conditions of Use apply to Internet downloads.

Technical data

| Coil side | |
|-----------------------------|------------|
| Nominal input voltage U_N | 24 V AC/DC |
| | 24 V DC |
| | 24 V AC |

| | |
|---|------------------|
| Input voltage range in reference to U_N | 0.8 ... 1.1 |
| Nominal input current at U_{IN} | 6.5 mA |
| Typical response time | 5 ms |
| Typical release time | 15 ms |
| Operating voltage display | Yellow LED |
| Name of protection | Bridge rectifier |
| Protective circuit/component | Bridge rectifier |

Contact side

| | |
|---------------------------------------|--|
| Contact type | Double contact, 1 N/O contact |
| Contact material | AgNi, 5 µm hard gold-plated |
| Maximum switching voltage | 250 V AC 125 V DC |
| Minimum switching voltage | 0.1 V |
| Maximum inrush current | 5 A |
| Min. switching current | 1 mA |
| Limiting continuous current | 3 A (5 A up to 35°C at 24 V DC) |
| Interrupting rating (ohmic load) max. | 72 W (for 24 V DC) 60 W (for 48 V DC) 50 W (for 60 V DC) 50 W (for 110 V DC) 750 VA (for 250 V AC) 120 W (at 24 V DC - up to 35°) |

General data

| | |
|--|--------------------------------|
| Width | 6.2 mm |
| Height | 56 mm |
| Depth | 80 mm |
| Test voltage relay winding/relay contact | 2 kV AC (50 Hz, 1 min) |
| Ambient temperature (operation) | -20 °C ... 50 °C |
| Ambient temperature (storage/transport) | -20 °C ... 70 °C |
| Operating mode | 100% operating factor |
| Service life mechanical | Approx. 2×10^7 cycles |

| | |
|------------------------|---|
| Standards/regulations | IEC 60664 |
| | IEC 60664 A |
| | DIN VDE 0110 |
| | IEC 60255/DIN VDE 0435 (in relevant parts) |
| | DIN EN 50178/DIN VDE 0160 (in relevant parts) |
| Pollution degree | 2 |
| Surge voltage category | III |
| Mounting position | Any |
| Assembly instructions | In rows with zero spacing |

Connection data

| | |
|--|---------------------|
| Type of connection | Screw connection |
| Conductor cross section solid min. | 0.2 mm ² |
| Conductor cross section solid max. | 2.5 mm ² |
| Conductor cross section stranded min. | 0.2 mm ² |
| Conductor cross section stranded max. | 2.5 mm ² |
| Conductor cross section AWG/kcmil min. | 24 |
| Conductor cross section AWG/kcmil max | 14 |
| Stripping length | 8 mm |
| Screw thread | M3 |

Certificates / Approvals



Certification CUL, GOST, UL

Accessories

| Item | Designation | Description |
|------|-------------|-------------|
|------|-------------|-------------|

Assembly

| | | |
|---------|--------------|---|
| 2716949 | D-DEK 1,5 GN | Cover for setting the end of a terminal row, color: green |
|---------|--------------|---|

Bridges

| | | |
|---------|--------------|---|
| 2716648 | EB 2- DIK BU | Cross connector/bridge, Number of positions: 2, Color: blue |
| 2716693 | EB 2- DIK RD | Cross connector/bridge, Number of positions: 2, Color: red |

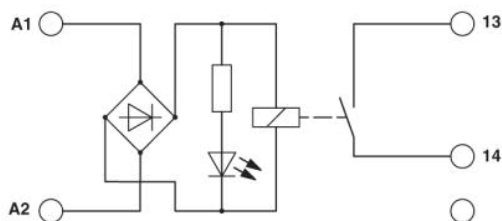
| | | |
|---------|---------------|---|
| 2716651 | EB 3- DIK BU | Cross connector/bridge, Number of positions: 3, Color: blue |
| 2716745 | EB 3- DIK RD | Cross connector/bridge, Number of positions: 3, Color: red |
| 2716664 | EB 4- DIK BU | Cross connector/bridge, Number of positions: 4, Color: blue |
| 2716758 | EB 4- DIK RD | Cross connector/bridge, Number of positions: 4, Color: red |
| 2716677 | EB 5- DIK BU | Cross connector/bridge, Number of positions: 5, Color: blue |
| 2716761 | EB 5- DIK RD | Cross connector/bridge, Number of positions: 5, Color: red |
| 2716680 | EB 10- DIK BU | Cross connector/bridge, Number of positions: 10, Color: blue |
| 2716774 | EB 10- DIK RD | Cross connector/bridge, Number of positions: 10, Color: red |
| 2715940 | EB 80- DIK BU | Cross connector/bridge, Number of positions: 80, Color: blue |
| 2715953 | EB 80- DIK RD | Cross connector/bridge, Number of positions: 80, Color: red |
| 2715788 | EB 80- DIK WH | Cross connector/bridge, Number of positions: 80, Color: white |

Additional products

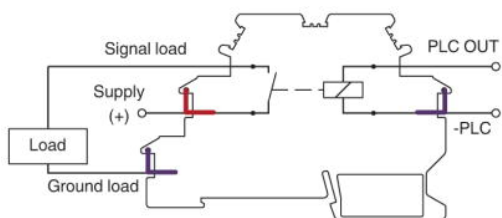
| Item | Designation | Description |
|----------------|-------------|--|
| General | | |
| 2715979 | DIKD 1,5 | Sensor/actuator terminal block, Cross section: 0.2 mm ² - 4 mm ² , AWG: 24 - 12, Connection type: Screw connection, Width: 6.2 mm, Color: gray, Mounting type: NS 35/7,5, NS 35/15 |

Diagrams/Drawings

Circuit diagram



Schematic diagram



Pin configuration, DEK-REL-...AKT

Address

PHOENIX CONTACT Deutschland GmbH
Flachmarktstr. 8
32825 Blomberg, Germany
Phone +49 5235 3 12000
Fax +49 5235 3 41200
<http://www.phoenixcontact.de>



© 2010 Phoenix Contact
Technical modifications reserved;

单击下面可查看定价，库存，交付和生命周期等信息

[>>Phoenix Contact\(菲尼克斯\)](#)