

Electronic housing - ME 45 UT KMGY - 2709655

Please be informed that the data shown in this PDF Document is generated from our Online Catalog. Please find the complete data in the user's documentation. Our General Terms of Use for Downloads are valid (<http://download.phoenixcontact.com>)



Lower part of housing, fully assembled, with metal foot catch.

Illustration shows fully mounted versions of the electronic housing, in green

Product Features

- Tool-free mounting
- Large assembly area
- Low design width with a high number of positions
- Same PCB geometry for all design widths
- Recessed labeling areas
- Inflammability class V0 according to UL 94
- Fast mounting on DIN rails according to EN 60715
- Material and part identification embossed on the housing (recyclability)
- Cost savings thanks to easy device production
- Metal foot catch
- Optional BUS connection integrated in the housing, for either parallel or serial contacting
- Functional earth ground contact (EMC) integrated in the housing base
- Electronic components can be partially removed



Key commercial data

Packing unit	1 1
Weight per Piece (excluding packing)	65.24 GRM
Custom tariff number	85369010
Country of origin	Germany

Technical data

General

Electronic housing - ME 45 UT KMGY - 2709655

Technical data

General

Housing type	Component housing
Housing material	Polyamide
Color	light gray

Ambient conditions

Ambient temperature (operation)	-40 °C ... 105 °C
---------------------------------	-------------------

Dimensions

Length	99 mm
Constructional height	114.5 mm
Width	45 mm

Technical data

Connection in acc. with standard	CUL
Nominal voltage U_N	300 V
Nominal current I_N	10 A
AWG/kcmil	30-12
Indicator1	CUL1
Inflammability class according to UL 94	V0
Number of positions	32
	8

Classifications

eCl@ss

eCl@ss 4.0	27180401
eCl@ss 4.1	27180401
eCl@ss 5.0	27180506
eCl@ss 5.1	27180506
eCl@ss 6.0	27180802
eCl@ss 7.0	27182702
eCl@ss 8.0	27182702

ETIM

ETIM 2.0	EC001031
ETIM 3.0	EC001031
ETIM 4.0	EC001031
ETIM 5.0	EC001031

Electronic housing - ME 45 UT KMGY - 2709655

Classifications

UNSPSC

UNSPSC 6.01	31261501
UNSPSC 7.0901	31261501
UNSPSC 11	31261501
UNSPSC 12.01	31261501
UNSPSC 13.2	31261501

Approvals

Approvals

Approvals

UL Recognized / cUL Recognized / cULus Recognized

Ex Approvals

Approvals submitted

Approval details

UL Recognized	
mm ² /AWG/kcmil	30-12
Nominal current I _N	10 A
Nominal voltage U _N	300 V

cUL Recognized	
mm ² /AWG/kcmil	30-12
Nominal current I _N	10 A
Nominal voltage U _N	300 V

Electronic housing - ME 45 UT KMGY - 2709655

Approvals

cULus Recognized 

Accessories

Accessories

Coding element

Coding star - CR-MSTB - 1734401



Coding section, inserted into the recess in the header or the inverted plug, red insulating material

Coding profile - CP-MSTB - 1734634



Coding profile, is inserted into the slot on the plug or inverted header, red insulating material

Component housing center part

Electronic housing - ME 45 UTM GN - 2853404



Intermediate element for modular extension of the volume of the housing in the pitch. The open intermediate element is 22.5 mm wide.

Electronic housing - ME 45 UTM G GN - 2853417



Intermediate element for modular extension of the volume of the housing in the pitch. The closed intermediate element is 22.5 mm wide.

Electronic housing - ME 45 UT KMGY - 2709655

Accessories

Electronic housing - ME 45 UTM GN - 2853404



Intermediate element for modular extension of the volume of the housing in the pitch. The open intermediate element is 22.5 mm wide.

Filler plug

Electronic housing - ME B-22,5 MSTBO KMGY - 2907965



Filler plugs, for unoccupied terminal points

Electronic housing - ME B-22,5 MKDSO KMGY - 2908498



Filler plugs, for unoccupied terminal points

Ground contact

Electronic housing - ME FE-CONTACT - 2908294



Functional earth ground contact, for intermediate elements.

Electronic housing - ME FE-CONTACT - 2908294



Functional earth ground contact, for intermediate elements.

Electronic housing - ME 45 UT KMGY - 2709655

Accessories

Mounting material

Components of electronic housing - ME-SAS - 2853899



Shield connection clamp for printed circuit terminal block

Electronic housing - ME LPZS - 2906911



PCB stop, for soldering onto PCB

Electronic housing - ME MF 17,5 - 2908281



Metal foot catch, for intermediate elements.

Electronic housing - ME LPZS - 2906911



PCB stop, for soldering onto PCB

Electronic housing - ME MF 17,5 - 2908281




Metal foot catch, for intermediate elements.

Electronic housing - ME 45 UT KMGY - 2709655

Accessories

PCB

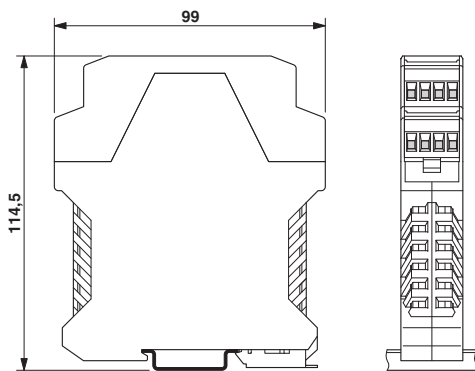
Electronic housing - ME LP - 2906908



PCB, for custom fitting, with contact to DIN rail (EN 60715)

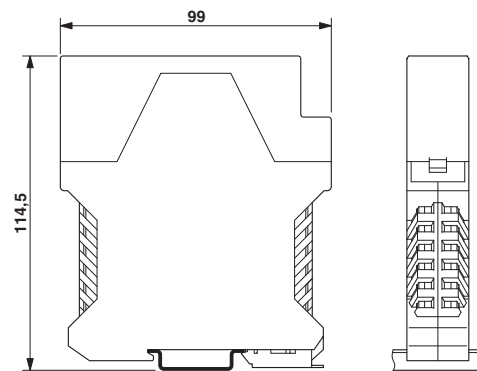
Drawings

Dimensioned drawing



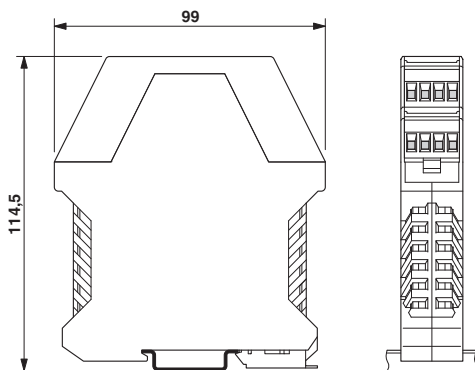
Dimensions of the electronic housing ME... with double-level upper part

Dimensioned drawing



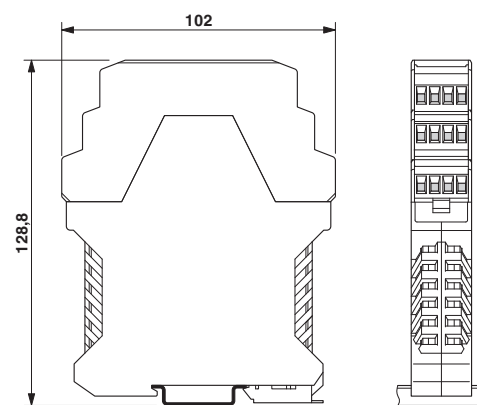
Dimensions of the electronic housing ME... with single-level upper part

Dimensioned drawing



Dimensions of the electronic housing ME... with double-level upper part

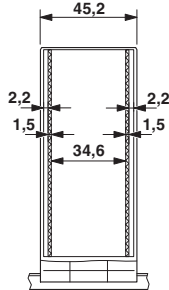
Dimensioned drawing



Dimensional drawing of the ME... printed circuit board if the triple-level upper part is used

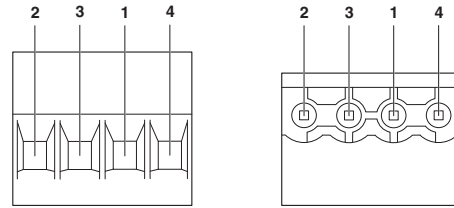
Electronic housing - ME 45 UT KMGY - 2709655

Dimensioned drawing



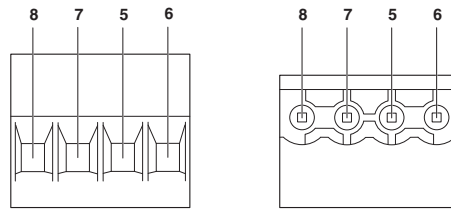
Inner housing dimensions, electronic housing ME 45 ...

Schematic diagram



Pin assignment left

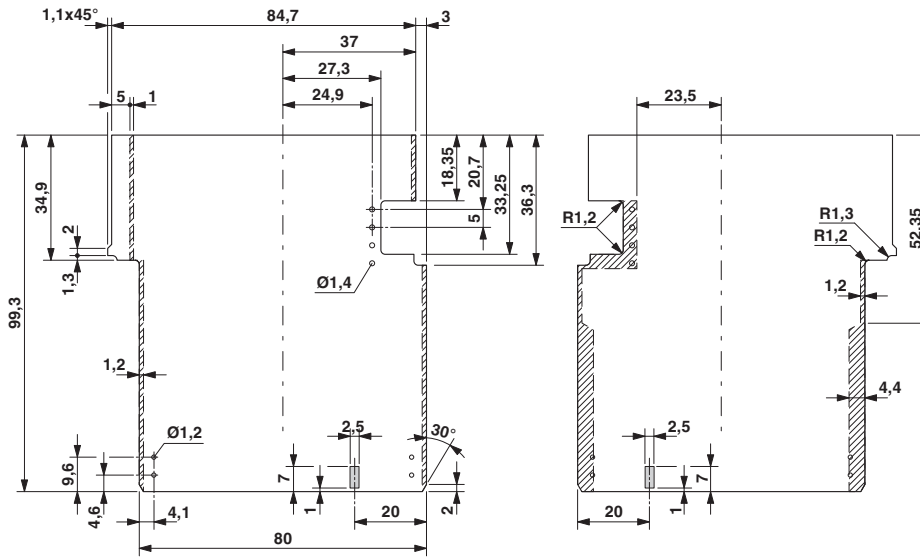
Schematic diagram



Pin assignment right

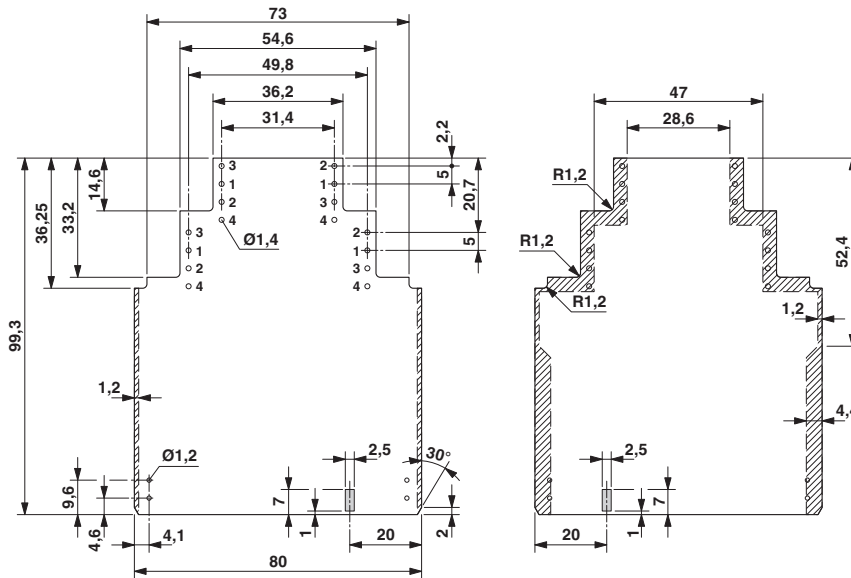
Electronic housing - ME 45 UT KMGY - 2709655

Dimensioned drawing



Dimensional drawing of the ME... printed circuit board if the single level upper part is used

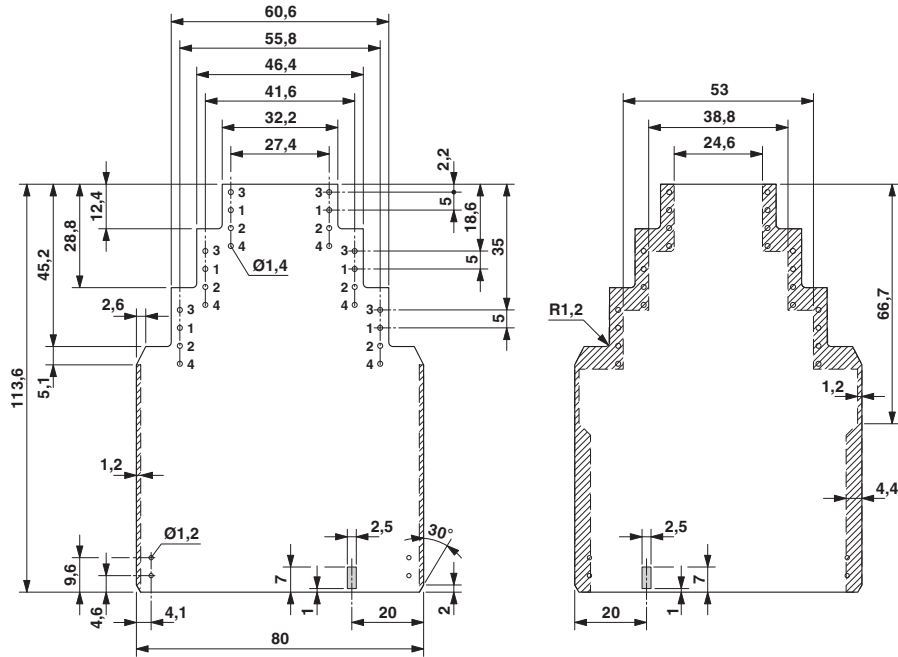
Dimensioned drawing



Dimensional drawing of the ME... printed circuit board if the double level upper part is used

Electronic housing - ME 45 UT KMGY - 2709655

Dimensioned drawing



Dimensional drawing of the ME... printed circuit board if the triple-level upper part is used

单击下面可查看定价，库存，交付和生命周期等信息

[>>Phoenix Contact\(菲尼克斯\)](#)