


# SACC-M 8MS-4CON-M-SH

Order No.: 1506914



<http://eshop.phoenixcontact.de/phoenix/treeViewClick.do?UID=1506914>

Sensor/actuator connector, male, straight, 4-pos., M8, shielded, solder connection, metal knurl, cable diameter max. 5 mm

Commercial data	
GTIN (EAN)	 4 017918 881184
sales group	D121
Pack	1 pcs.
Customs tariff	85366990
Catalog page information	Page 42 (PC-2009)

### Product notes

WEEE/RoHS-compliant since:  
03/21/2006



<http://www.download.phoenixcontact.com>  
Please note that the data given here has been taken from the online catalog. For comprehensive information and data, please refer to the user documentation. The General Terms and Conditions of Use apply to Internet downloads.

Technical data	
General data	
Rated current at 40°C	4 A
Rated voltage	30 V
Number of positions	4
Volume resistance	≤ 3 mΩ
Insulation resistance	≥ 100 MΩ

Ambient temperature (operation)	-40 °C ... 85 °C (Male connector / female connector)
<b>General characteristics</b>	
Standards/regulations	M8 connector IEC 61076-2-104
Coding	A - standard
Surge voltage category	II
Pollution degree	3
Degree of protection	IP67
Contact material	CuSn
Contact surface material	Au
Contact carrier material	PUR / PA66
Material of grip body	Nickel-plated brass
Material, knurls	Nickel-plated brass
Sealing material	NBR
Type of connection	Solder cup
Conductor cross section stranded min.	0.08 mm <sup>2</sup>
Conductor cross section stranded max.	0.34 mm <sup>2</sup>
Conductor cross section AWG/kcmil min.	28
Conductor cross section AWG/kcmil max	22
External cable diameter	3.5 mm ... 5 mm
Status display	No

#### Certificates / Approvals

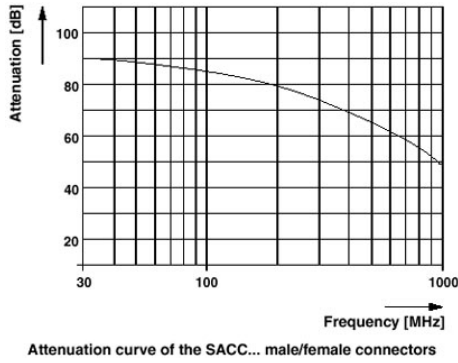


Certification

GOST

**Diagrams/Drawings**

Diagram

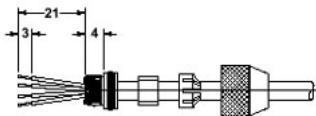


Functional drawing

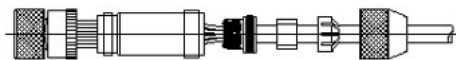
Assembly steps for M8 male/female connector and conductor



Slide parts onto the conductor



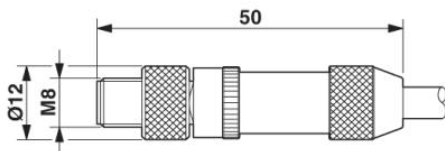
Strip conductor, widen shield and lay around the shielding ring, cut off projecting mesh.



Slide cores through the housing, mount shielding ring, gasket and clamping cage. Tighten pressure screw to fix the cable. Solder on cores, mount male/female connector part and tighten pressure screw.

Dimensioned drawing


Plug M8 x 1, straight, shielded



Schematic diagram

---

Pin assignment M8 plug, 4-pos., view male side



**Address**

PHOENIX CONTACT Deutschland GmbH  
Flachmarktstr. 8  
32825 Blomberg, Germany  
Phone +49 5235 3 12000  
Fax +49 5235 3 41200  
<http://www.phoenixcontact.de>



© 2010 Phoenix Contact  
Technical modifications reserved;

单击下面可查看定价，库存，交付和生命周期等信息

[>>Phoenix Contact \(菲尼克斯\)](#)