

Lightning/surge arrester type 1/2 - VAL-MS-T1/T2 335/12.5/3+0-FM - 2800188

Please be informed that the data shown in this PDF Document is generated from our Online Catalog. Please find the complete data in the user's documentation. Our General Terms of Use for Downloads are valid (<http://phoenixcontact.com/download>)



Universal varistor-based plug-in lightning/surge arrester for 3-phase power supply networks with common N and PE (4-conductor system: L1, L2, L3, PEN), with remote indication contact.

Product Features

- ✓ With or without floating remote indication contact
- ✓ Plugs can be checked with CHECKMASTER
- ✓ Secure hold of plugs in the event of high lightning current loads and strong vibrations thanks to new latching
- ✓ Mechanical coding of all slots
- ✓ Thermal disconnect device for each individual plug
- ✓ Optical, mechanical status indication for the individual arresters



Key commercial data

Packing unit	1 pc
Weight per Piece (excluding packing)	520.0 GRM
Custom tariff number	85363030
Country of origin	Germany

Technical data

Dimensions

Height	99 mm
Width	53.4 mm
Depth	77.5 mm
Horizontal pitch	3 Div.

Ambient conditions

Lightning/surge arrester type 1/2 - VAL-MS-T1/T2 335/12.5/3+0-FM - 2800188

Technical data

Ambient conditions

Degree of protection	IP20
Ambient temperature (operation)	-40 °C ... 80 °C

General

IEC power supply system	TN-C
Housing material	PBT / PA
Inflammability class according to UL 94	V0
Color	black
Standards for air and creepage distances	EN 60664-1
	EN 61643-11
Mounting type	DIN rail: 35 mm
Type	DIN rail module, two-section, divisible
Number of positions	3
Surge protection fault message	Optical, remote indicator contact
Direction of action	3L-PEN

Protective circuit

IEC test classification	I / II
	T1 / T2
EN type	T1 / T2
Nominal voltage U_N	240 V AC (230/400 V AC ... 240/415 V AC)
Maximum continuous operating voltage U_C	335 V AC
Maximum continuous operating voltage U_C (L-PEN)	335 V AC
U_T (TOV-proof)	415 V AC (5 s/L-PEN)
Nominal frequency f_N	50 Hz (60 Hz)
Rated load current I_L	80 A (with serial 16mm ² through wiring)
Residual current I_{PE}	≤ 5 μA (per phase)
Standby power consumption P_C	≤ 268 mVA
Max. discharge current I_{max} (8/20) μs maximum (L-PEN)	150 kA (3 x L)
	50 kA
Nominal discharge current I_n (8/20) μs (L-PEN)	37.5 kA (3 x L)
	12.5 kA
Impulse discharge current (10/350) μs charge	18.75 As
Impulse discharge current (10/350) μs, specific energy	352 kJ/Ω
Impulse discharge current (10/350) μs, peak value I_{imp}	37.5 kA
Impulse discharge current (10/350) μs charge	6.25 As

Lightning/surge arrester type 1/2 - VAL-MS-T1/T2 335/12.5/3+0-FM - 2800188

Technical data

Protective circuit

Impulse discharge current (10/350)# μ s, specific energy	39 kJ/ Ω
Impulse discharge current (10/350)# μ s, peak value I_{imp}	12.5 kA (1-pos.)
Voltage protection level U_p	≤ 1.2 kV
Voltage protection level U_p (L-PEN)	≤ 1.2 kV
	≤ 1.6 kV (30 kA - 8/20 μ s)
Residual voltage (L-PEN)	≤ 1.1 kV
	≤ 1 kV (at 5 kA)
	≤ 0.9 kV (at 3 kA)
	≤ 1.2 kV (at I_n)
Response time	≤ 25 ns
Response time (L-PEN)	≤ 25 ns
Max. backup fuse with branch wiring	160 A (gL/gG)
Max. backup fuse with V-type through wiring	80 A (gL/gG / with 16 mm ²)
Short-circuit resistance I_p with max. backup fuse (effective)	25 kA _{rms}

Connection, protective circuit

Connection method	Screw connection
Connection type IN	Biconnect screw terminal block
Connection type OUT	Biconnect screw terminal block
Connection method	Biconnect terminal block
Screw thread	M5
Tightening torque	4.5 Nm
Stripping length	16 mm
Conductor cross section stranded min.	1.5 mm ²
Conductor cross section stranded max.	25 mm ²
Conductor cross section solid min.	1.5 mm ²
Conductor cross section solid max.	35 mm ²
Conductor cross section AWG/kcmil min.	15
Conductor cross section AWG/kcmil max	2

Remote indicator contact

Connection name	Remote fault indicator contact
Switching function	PDT, 1-pos.
Connection method	Screw connection
Screw thread	M2
Tightening torque	0.25 Nm
Stripping length	7 mm

Lightning/surge arrester type 1/2 - VAL-MS-T1/T2 335/12.5/3+0-FM - 2800188

Technical data

Remote indicator contact

Conductor cross section stranded min.	0.14 mm ²
Conductor cross section stranded max.	1.5 mm ²
Conductor cross section solid min.	0.14 mm ²
Conductor cross section solid max.	1.5 mm ²
Conductor cross section AWG/kcmil min.	28
Conductor cross section AWG/kcmil max	16
Maximum operating voltage U _{max} AC	250 V AC
Maximum operating voltage U _{max} DC	30 V DC
Max. operating current I _{max}	1.5 A AC (250 V AC)
	1.5 A DC (30 V DC)

Standards and Regulations

Standards/regulations	IEC 61643-1 2005
	EN 61643-11/A11 2007

Classifications

eCl@ss

eCl@ss 4.0	27140201
eCl@ss 4.1	27130801
eCl@ss 5.0	27130801
eCl@ss 5.1	27130801
eCl@ss 6.0	27130802
eCl@ss 7.0	27130802
eCl@ss 8.0	27130802

ETIM

ETIM 2.0	EC000941
ETIM 3.0	EC000941
ETIM 4.0	EC000381
ETIM 5.0	EC000381

UNSPSC

UNSPSC 6.01	30212010
UNSPSC 7.0901	39121610
UNSPSC 11	39121610
UNSPSC 12.01	39121610

Lightning/surge arrester type 1/2 - VAL-MS-T1/T2 335/12.5/3+0-FM - 2800188

Classifications

UNSPSC

UNSPSC 13.2	39121620
-------------	----------

Approvals

Approvals

Approvals

KEMA-KEUR / GL / UL Recognized / cUL Recognized / ÖVE / CCA / IECCE CB Scheme / cULus Recognized


Ex Approvals


Approvals submitted


Approval details

KEMA-KEUR 

GL

UL Recognized 


cUL Recognized 

ÖVE 

CCA

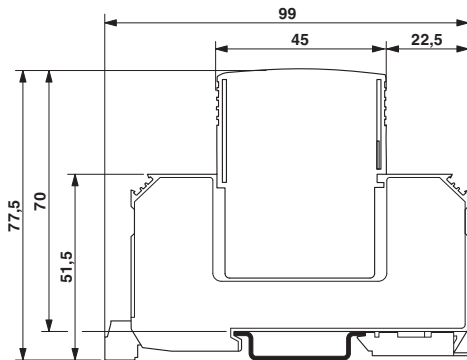
Lightning/surge arrester type 1/2 - VAL-MS-T1/T2 335/12.5/3+0-FM - 2800188

Approvals

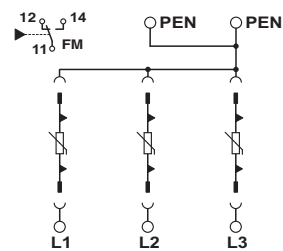


Drawings

Dimensioned drawing

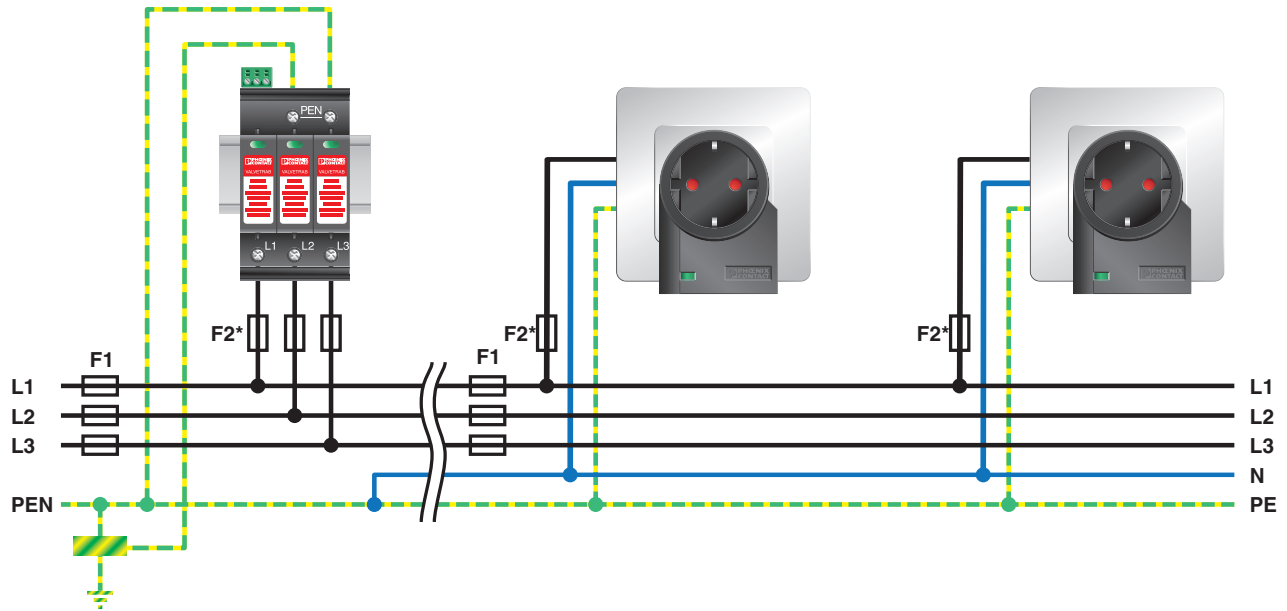


Circuit diagram



Lightning/surge arrester type 1/2 - VAL-MS-T1/T2 335/12.5/3+0-FM - 2800188

Application drawing



单击下面可查看定价，库存，交付和生命周期等信息

[>>Phoenix Contact\(菲尼克斯\)](#)