

# Ground modular terminal block - MBK 3/E-Z-PE - 1413117

Please be informed that the data shown in this PDF Document is generated from our Online Catalog. Please find the complete data in the user's documentation. Our General Terms of Use for Downloads are valid (<http://download.phoenixcontact.com>)



Ground modular terminal block, Connection method: Screw connection, Cross section: 0.2 mm<sup>2</sup> - 4 mm<sup>2</sup>, AWG 24 - 12, Width: 5.2 mm, Color: green-yellow, Mounting type: NS 15

## Why buy this product

- ✓ If the mini ground terminal blocks are at the end of a terminal strip, an end bracket, e.g., E/MK, should be used
- ✓ The green-yellow housing clearly indicates the protective conductor function of the terminal block
- ✓ These mini ground terminal blocks were specifically designed for 15 mm NS 15 DIN rails according to EN 60715
- ✓ The mini ground terminal blocks are electrically connected to the DIN rail via their foot elements, which means that the DIN rail can be used as a grounding busbar

## Key commercial data

Packing unit	1
Minimum order quantity	50
Catalog page	Page 519 (CL1-2011)
GTIN	 4 017918 021191
Custom tariff number	85369010
Country of origin	GERMANY

## Technical data

### General

Note	When aligning with a feed-through terminal block with the same shape, an end cover must be interposed with insulation voltages of > 250 V
Number of levels	1
Number of connections	2
Color	green-yellow
Insulating material	PA
Inflammability class according to UL 94	V0

### Dimensions

Width	5.2 mm
Length	28 mm

### Technical data

Rated surge voltage	6 kV
---------------------	------

# Ground modular terminal block - MBK 3/E-Z-PE - 1413117

## Technical data

### Technical data

Pollution degree	3
Surge voltage category	III
Insulating material group	I
Connection in acc. with standard	IEC 60947-7-2
Open side panel	nein

### Connection data

Conductor cross section solid min.	0.2 mm <sup>2</sup>
Conductor cross section solid max.	4 mm <sup>2</sup>
Conductor cross section stranded min.	0.2 mm <sup>2</sup>
Conductor cross section stranded max.	2.5 mm <sup>2</sup>
Conductor cross section AWG/kcmil min.	24
Conductor cross section AWG/kcmil max	12
Conductor cross section stranded, with ferrule without plastic sleeve min.	0.25 mm <sup>2</sup>
Conductor cross section stranded, with ferrule without plastic sleeve max.	2.5 mm <sup>2</sup>
Conductor cross section stranded, with ferrule with plastic sleeve min.	0.25 mm <sup>2</sup>
Conductor cross section stranded, with ferrule with plastic sleeve max.	1.5 mm <sup>2</sup>
2 conductors with same cross section, solid min.	0.2 mm <sup>2</sup>
2 conductors with same cross section, solid max.	1 mm <sup>2</sup>
2 conductors with same cross section, stranded min.	0.2 mm <sup>2</sup>
2 conductors with same cross section, stranded max.	1.5 mm <sup>2</sup>
2 conductors with same cross section, stranded, TWIN ferrules with plastic sleeve, min.	0.5 mm <sup>2</sup>
2 conductors with same cross section, stranded, TWIN ferrules with plastic sleeve, max.	1.5 mm <sup>2</sup>
2 conductors with same cross section, stranded, ferrules without plastic sleeve, min.	0.25 mm <sup>2</sup>
2 conductors with same cross section, stranded, ferrules without plastic sleeve, max.	1.5 mm <sup>2</sup>
Connection method	Screw connection
Stripping length	8 mm
Internal cylindrical gage	A3
Screw thread	M3
Tightening torque, min	0.6 Nm
Tightening torque max	0.8 Nm

## Classifications

### eclass

eCl@ss 4.0	27141117
eCl@ss 4.1	27141117
eCl@ss 5.0	27141120

# Ground modular terminal block - MBK 3/E-Z-PE - 1413117

## Classifications

### eclass

eCl@ss 5.1	27141120
eCl@ss 6.0	27141120
eCl@ss 7.0	27141120

### etim

ETIM 2.0	EC000901
ETIM 3.0	EC000901
ETIM 4.0	EC000901

### unspsc

UNSPSC 6.01	30211811
UNSPSC 7.0901	39121410
UNSPSC 11	39121410
UNSPSC 12.01	39121410
UNSPSC 13.2	39121410

## Approvals

### Approvals


#### Approvals


CSA / UL Recognized / cUL Recognized / GOST / PRS / GOST / cULus Recognized

#### Ex Approvals

#### Approvals submitted

### Approval details

CSA 	
mm <sup>2</sup> /AWG/kcmil	28-12

UL Recognized 	
mm <sup>2</sup> /AWG/kcmil	30-12

# Ground modular terminal block - MBK 3/E-Z-PE - 1413117

## Approvals

cUL Recognized	
mm <sup>2</sup> /AWG/kcmil	30-12

GOST
------

PRS
-----

GOST
------

cULus Recognized
------------------

## Accessories

### Accessories

### Assembly

DIN rail - NS 15 UNPERF 2000MM - 1401695



DIN rail, material: Steel, unperforated, height 5.5 mm, width 15 mm, length: 2 m

DIN rail perforated - NS 15 PERF 2000MM - 1401682



DIN rail, material: steel galvanized and passivated with a thick layer, perforated, height 5.5 mm, width 15 mm, length: 2000 mm

## Marking

## Ground modular terminal block - MBK 3/E-Z-PE - 1413117

### Accessories

Marker cards - SBS 5:UNBEDRUCKT - 1007219



Marker cards, Card, white, Unlabeled, Can be labeled with: Plotter, Mounting type: Snap into tall marker groove, Snap into flat marker groove, For terminal block width: 5.2 mm, Lettering field: 6 x 5.1 mm

Zack marker strip - ZB 5 CUS - 0824962



Zack marker strip, Strip, white, Labeled according to customer specifications, Mounting type: Snap into tall marker groove, For terminal block width: 5.2 mm, Lettering field: 5.15 x 10.5 mm

### Tools

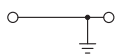
Screwdriver - SZS 0,6X3,5 - 1205053



Actuation tool, for ST terminal blocks, insulated, also suitable for use as a bladed screwdriver, size: 0.6 x 3.5 x 100 mm, 2-component grip, with non-slip grip

### Drawings

Circuit diagram



© Phoenix Contact 2012 - all rights reserved  
<http://www.phoenixcontact.com>

单击下面可查看定价，库存，交付和生命周期等信息

[>>Phoenix Contact \(菲尼克斯\)](#)